

Student Travel Tally Report: White Hill Middle School

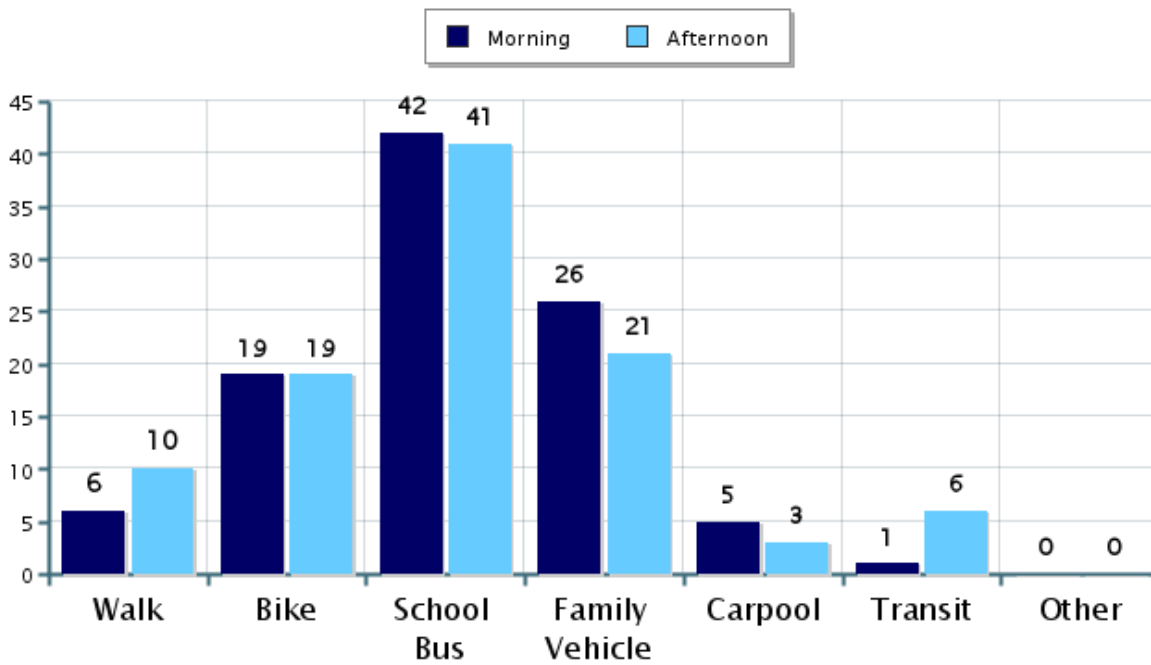
Month and Year Collected: May 2023

Enrollment: 616

Number of
Classrooms
Included in
Report: 13

This report contains information from your school's classrooms about students' trip to and from school. The data used in this report were collected using the in-class Student Travel Tally questionnaire from the National Center for Safe Routes to School.

Morning and Afternoon Travel Mode Comparison

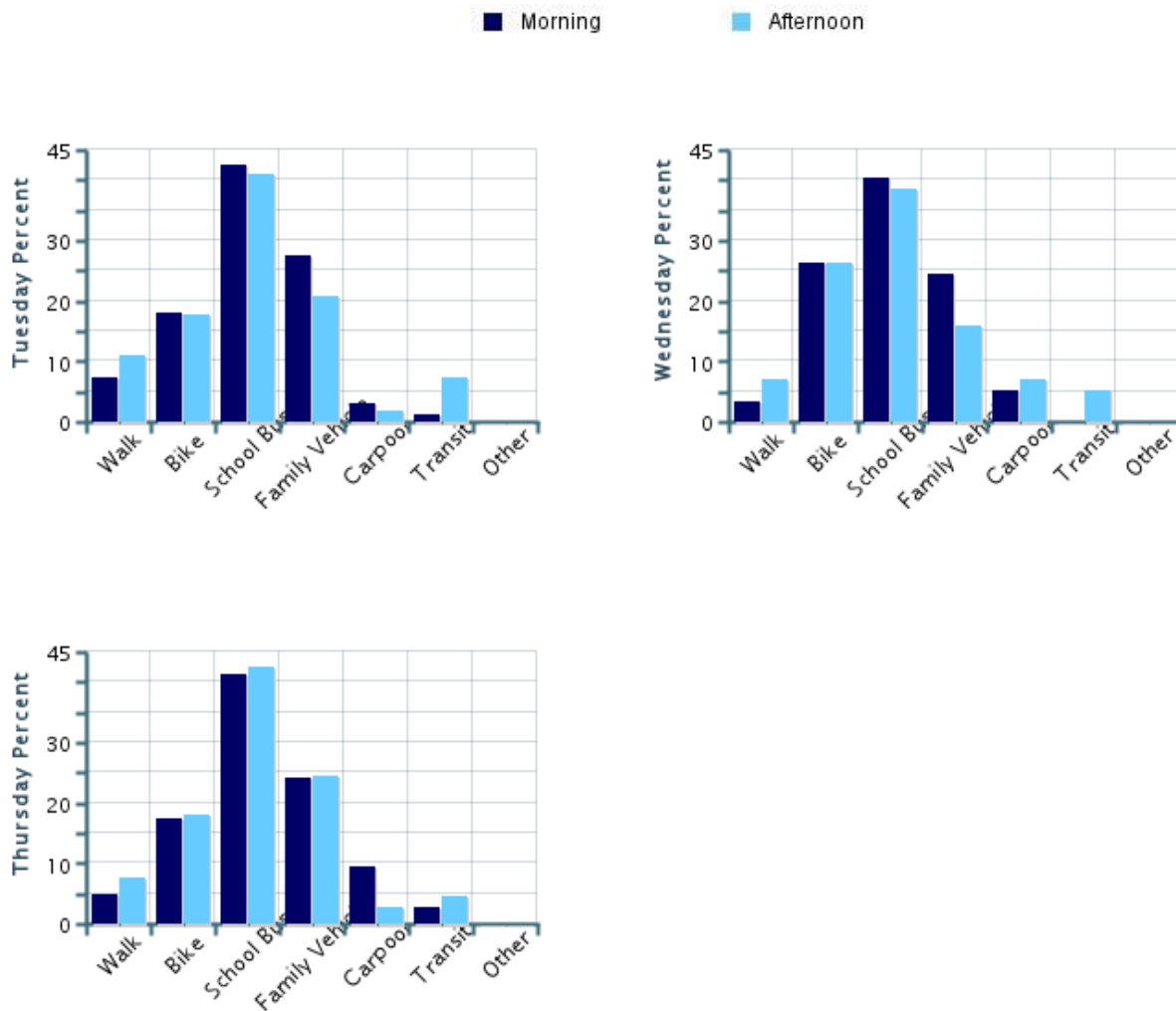


Morning and Afternoon Travel Mode Comparison

	Number of Trips	Walk	Bike	School Bus	Family Vehicle	Carpool	Transit	Other
Morning	415	6%	19%	42%	26%	5%	1%	0%
Afternoon	417	10%	19%	41%	21%	3%	6%	0%

Percentages may not total 100% due to rounding.

Morning and Afternoon Travel Mode Comparison by Day

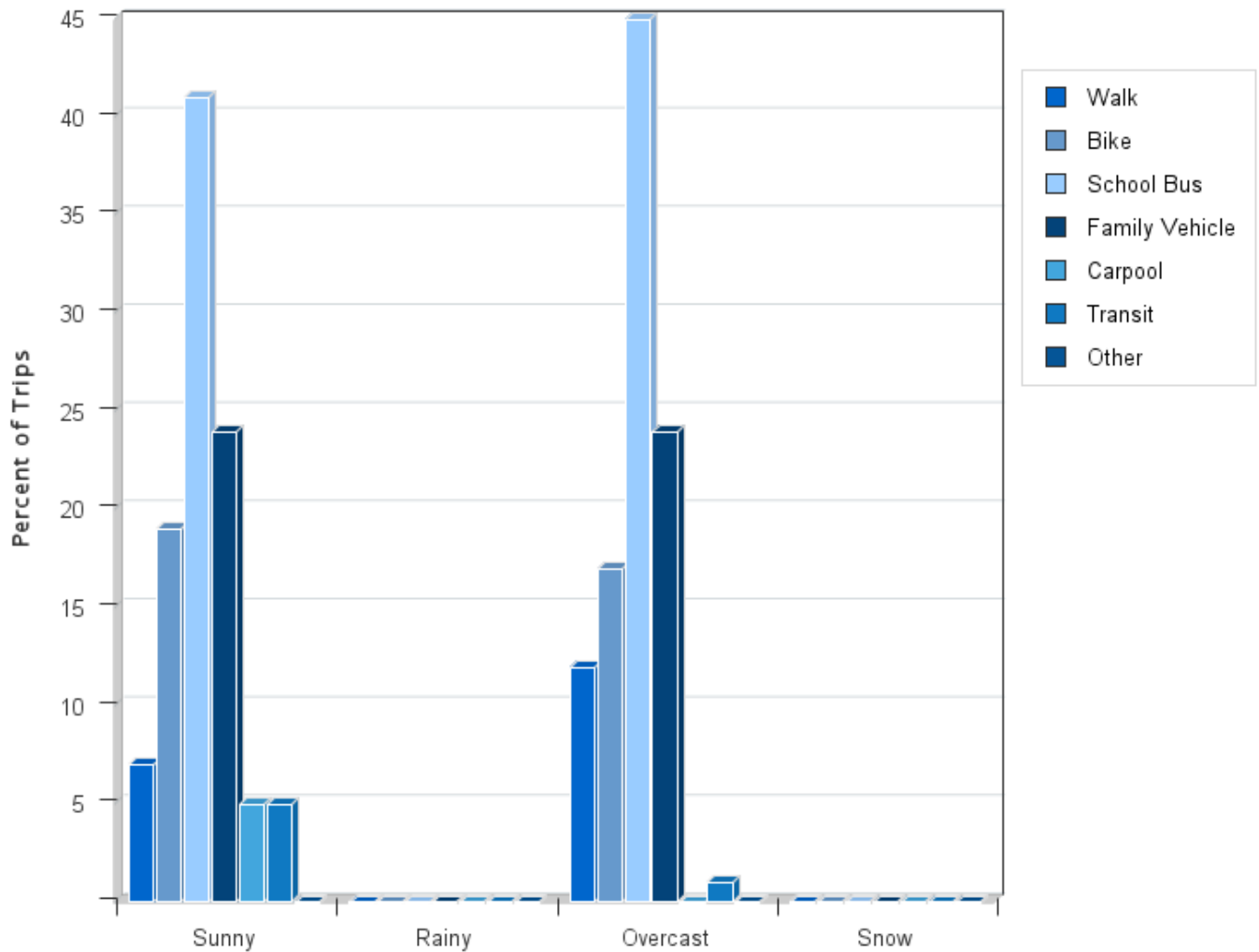


Morning and Afternoon Travel Mode Comparison by Day

	Number of Trips	Walk	Bike	School Bus	Family Vehicle	Carpool	Transit	Other
Tuesday AM	254	7%	18%	43%	28%	3%	1%	0%
Tuesday PM	254	11%	18%	41%	21%	2%	7%	0%
Wednesday AM	57	4%	26%	40%	25%	5%	0%	0%
Wednesday PM	57	7%	26%	39%	16%	7%	5%	0%
Thursday AM	104	5%	17%	41%	24%	10%	3%	0%
Thursday PM	106	8%	18%	42%	25%	3%	5%	0%

Percentages may not total 100% due to rounding.

Travel Mode by Weather Conditions



Travel Mode by Weather Condition

Weather Condition	Number of Trips	Walk	Bike	School Bus	Family Vehicle	Carpool	Transit	Other
Sunny	668	7%	19%	41%	24%	5%	5%	0%
Rainy	0	0%	0%	0%	0%	0%	0%	0%
Overcast	164	12%	17%	45%	24%	0%	1%	0%
Snow	0	0%	0%	0%	0%	0%	0%	0%

Percentages may not total 100% due to rounding.