

Student Travel Tally Report: West Marin School

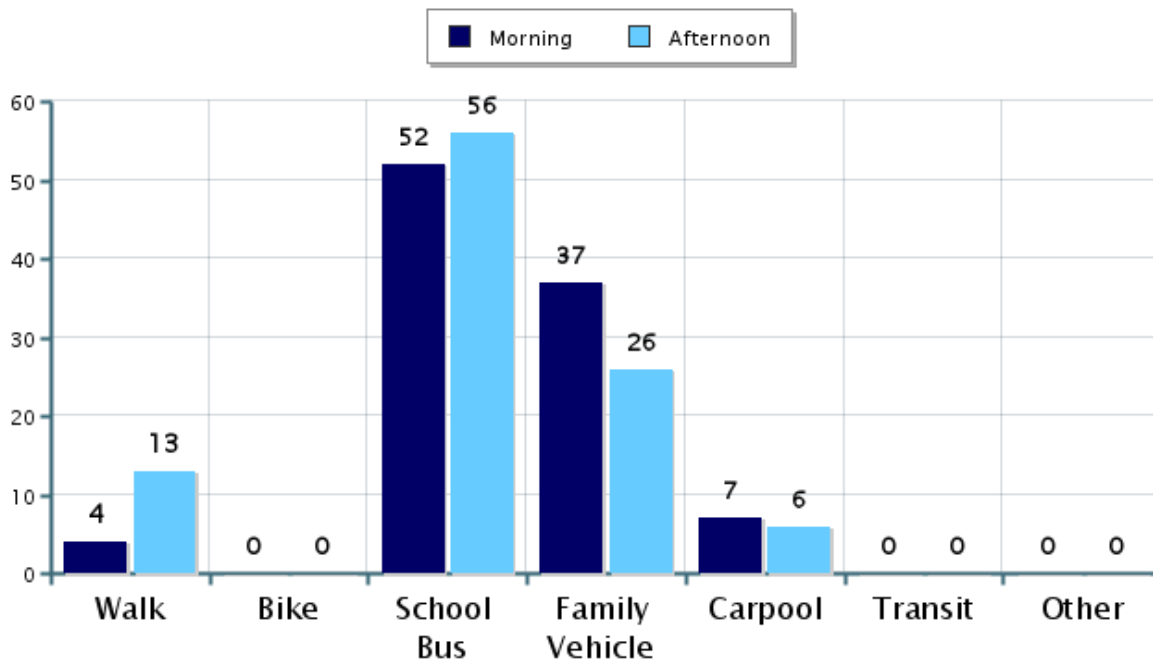
Month and Year Collected: May 2023

Enrollment: 138

Number of
Classrooms
Included in
Report: 9

This report contains information from your school's classrooms about students' trip to and from school. The data used in this report were collected using the in-class Student Travel Tally questionnaire from the National Center for Safe Routes to School.

Morning and Afternoon Travel Mode Comparison

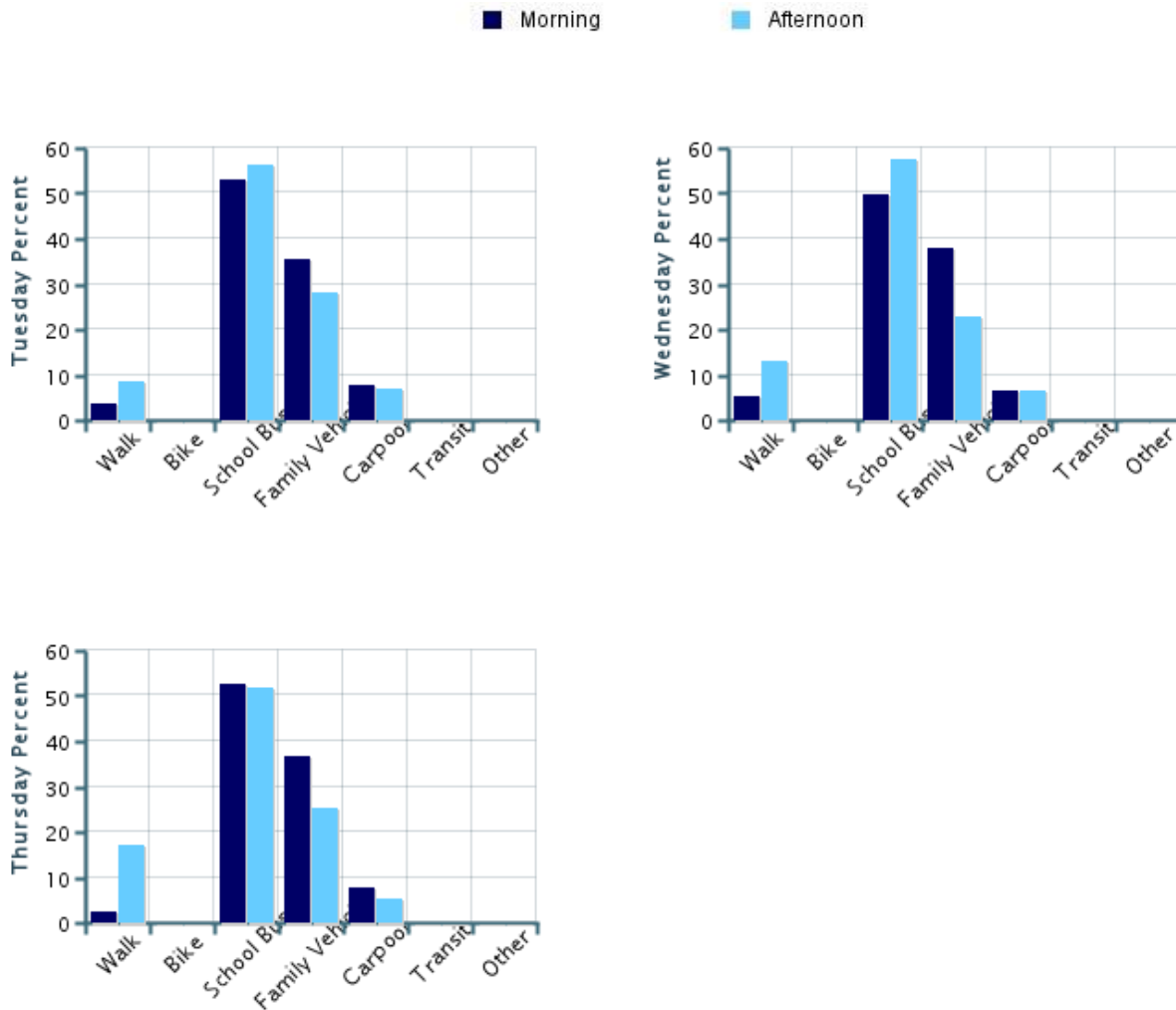


Morning and Afternoon Travel Mode Comparison

	Number of Trips	Walk	Bike	School Bus	Family Vehicle	Carpool	Transit	Other
Morning	272	4%	0%	52%	37%	7%	0%	0%
Afternoon	270	13%	0%	56%	26%	6%	0%	0%

Percentages may not total 100% due to rounding.

Morning and Afternoon Travel Mode Comparison by Day

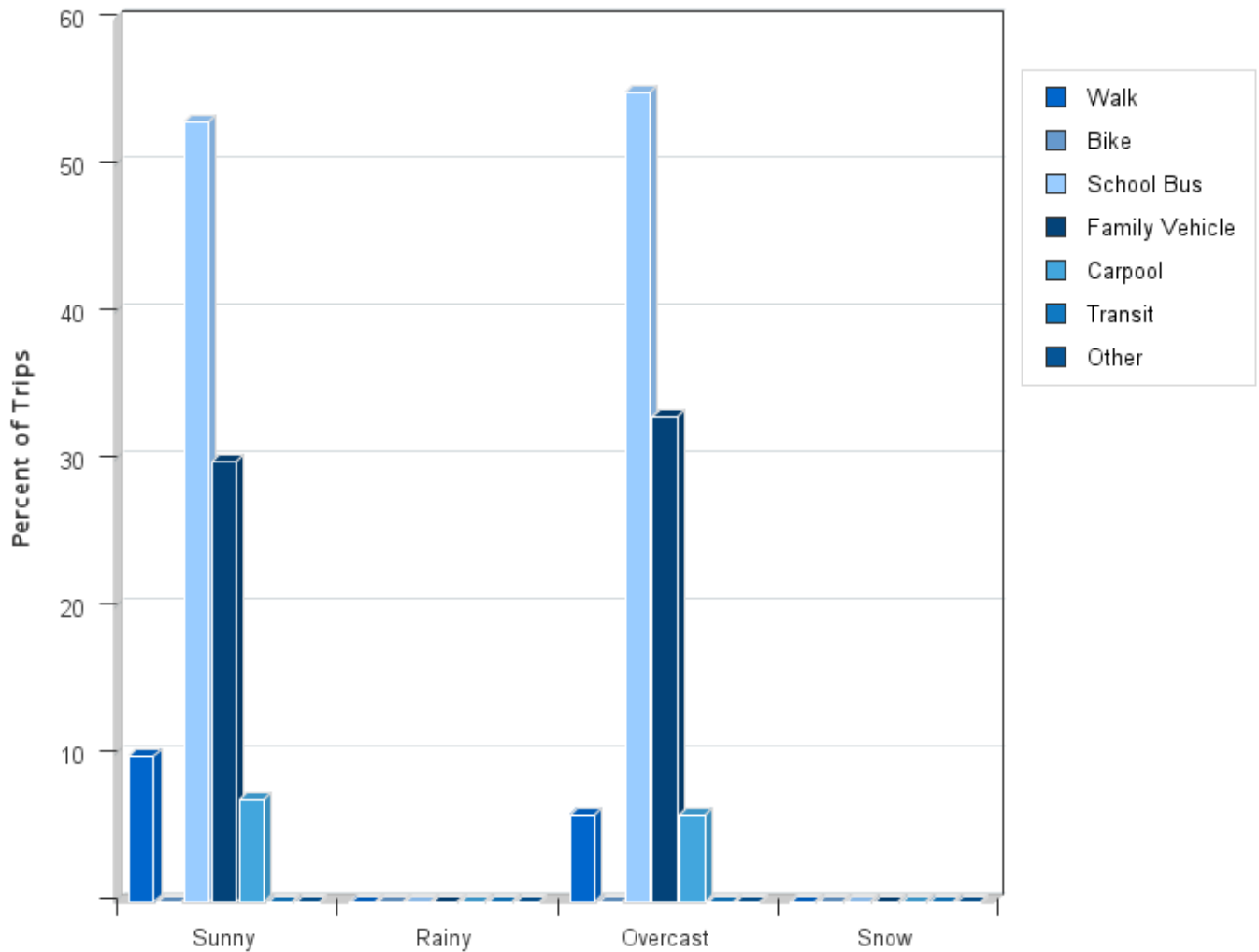


Morning and Afternoon Travel Mode Comparison by Day

	Number of Trips	Walk	Bike	School Bus	Family Vehicle	Carpool	Transit	Other
Tuesday AM	104	4%	0%	53%	36%	8%	0%	0%
Tuesday PM	103	9%	0%	56%	28%	7%	0%	0%
Wednesday AM	92	5%	0%	50%	38%	7%	0%	0%
Wednesday PM	92	13%	0%	58%	23%	7%	0%	0%
Thursday AM	76	3%	0%	53%	37%	8%	0%	0%
Thursday PM	75	17%	0%	52%	25%	5%	0%	0%

Percentages may not total 100% due to rounding.

Travel Mode by Weather Conditions



Travel Mode by Weather Condition

Weather Condition	Number of Trips	Walk	Bike	School Bus	Family Vehicle	Carpool	Transit	Other
Sunny	302	10%	0%	53%	30%	7%	0%	0%
Rainy	0	0%	0%	0%	0%	0%	0%	0%
Overcast	240	6%	0%	55%	33%	6%	0%	0%
Snow	0	0%	0%	0%	0%	0%	0%	0%

Percentages may not total 100% due to rounding.