

Student Travel Tally Report: Bayside MLK - Phillips

Month and Year Collected: May 2023

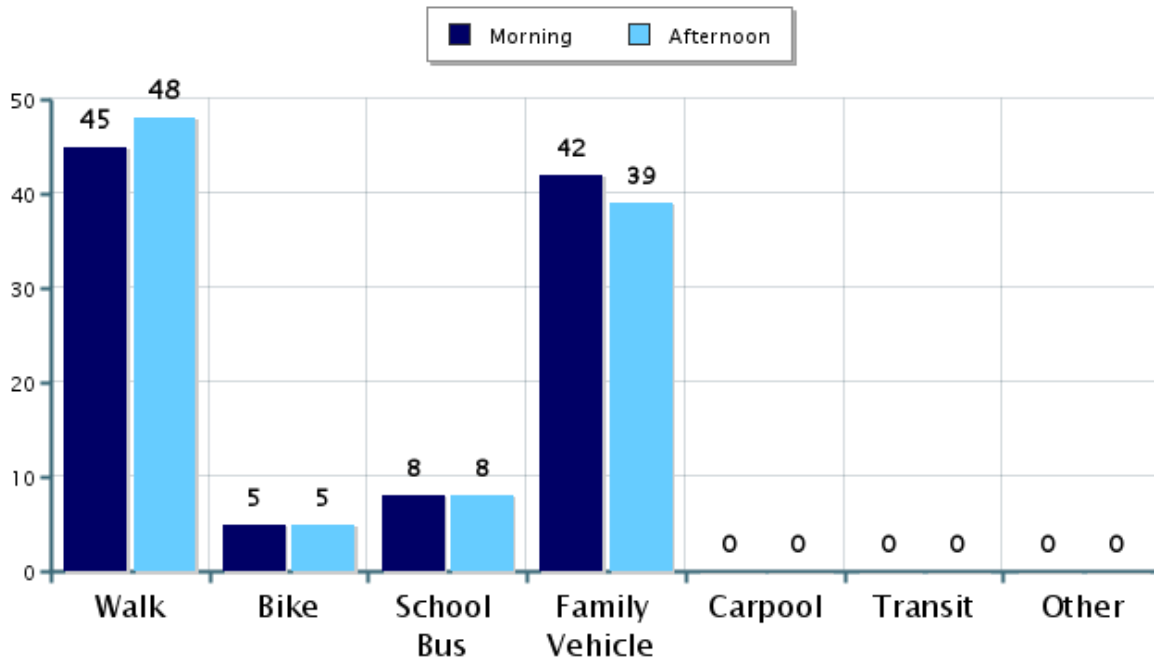
Enrollment: 141

Date Report Generated: 08/04/2023

Number of Classrooms Included in Report: 2

This report contains information from your school's classrooms about students' trip to and from school. The data used in this report were collected using the in-class Student Travel Tally questionnaire from the National Center for Safe Routes to School.

Morning and Afternoon Travel Mode Comparison

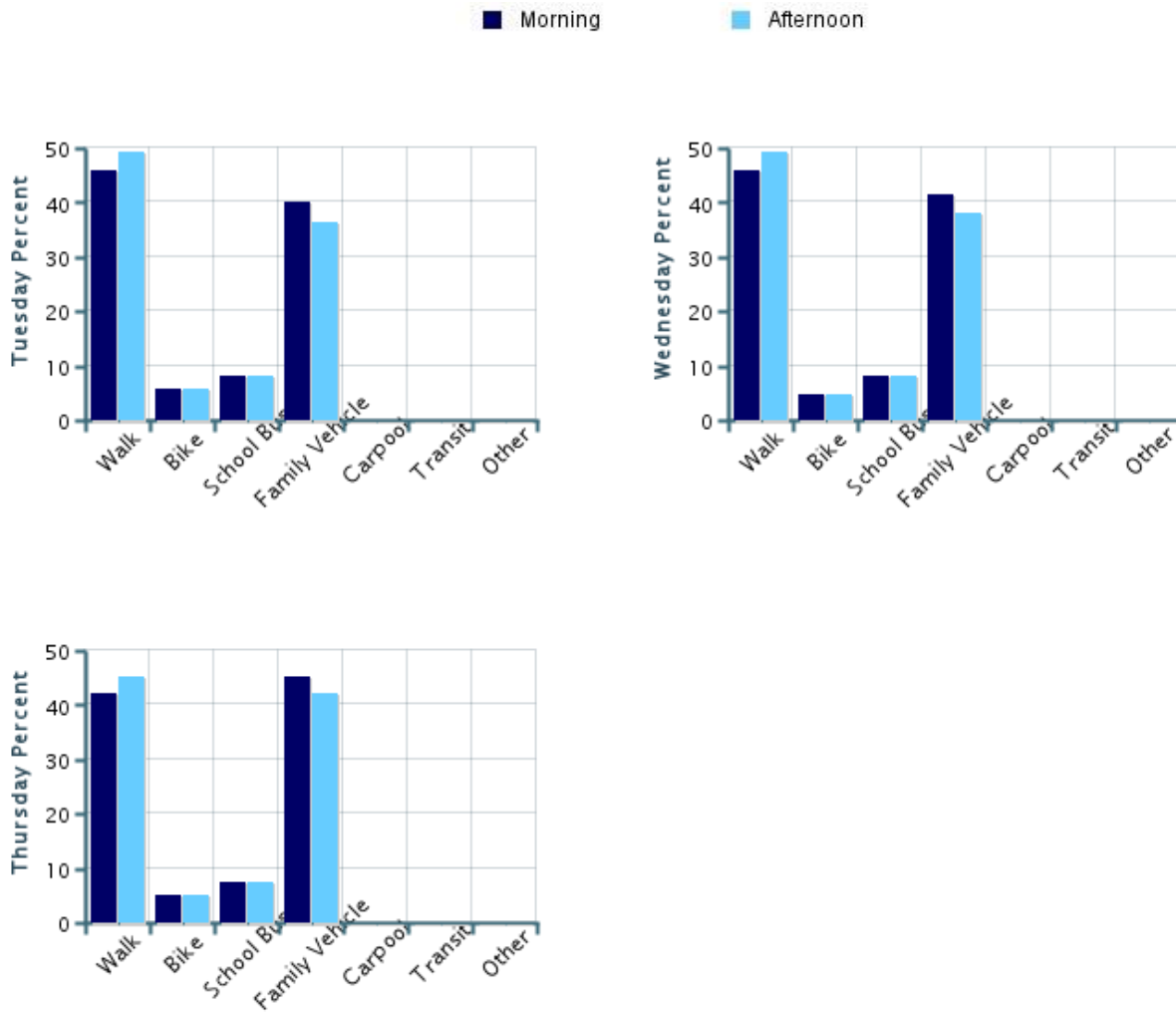


Morning and Afternoon Travel Mode Comparison

	Number of Trips	Walk	Bike	School Bus	Family Vehicle	Carpool	Transit	Other
Morning	267	45%	5%	8%	42%	0%	0%	0%
Afternoon	267	48%	5%	8%	39%	0%	0%	0%

Percentages may not total 100% due to rounding.

Morning and Afternoon Travel Mode Comparison by Day

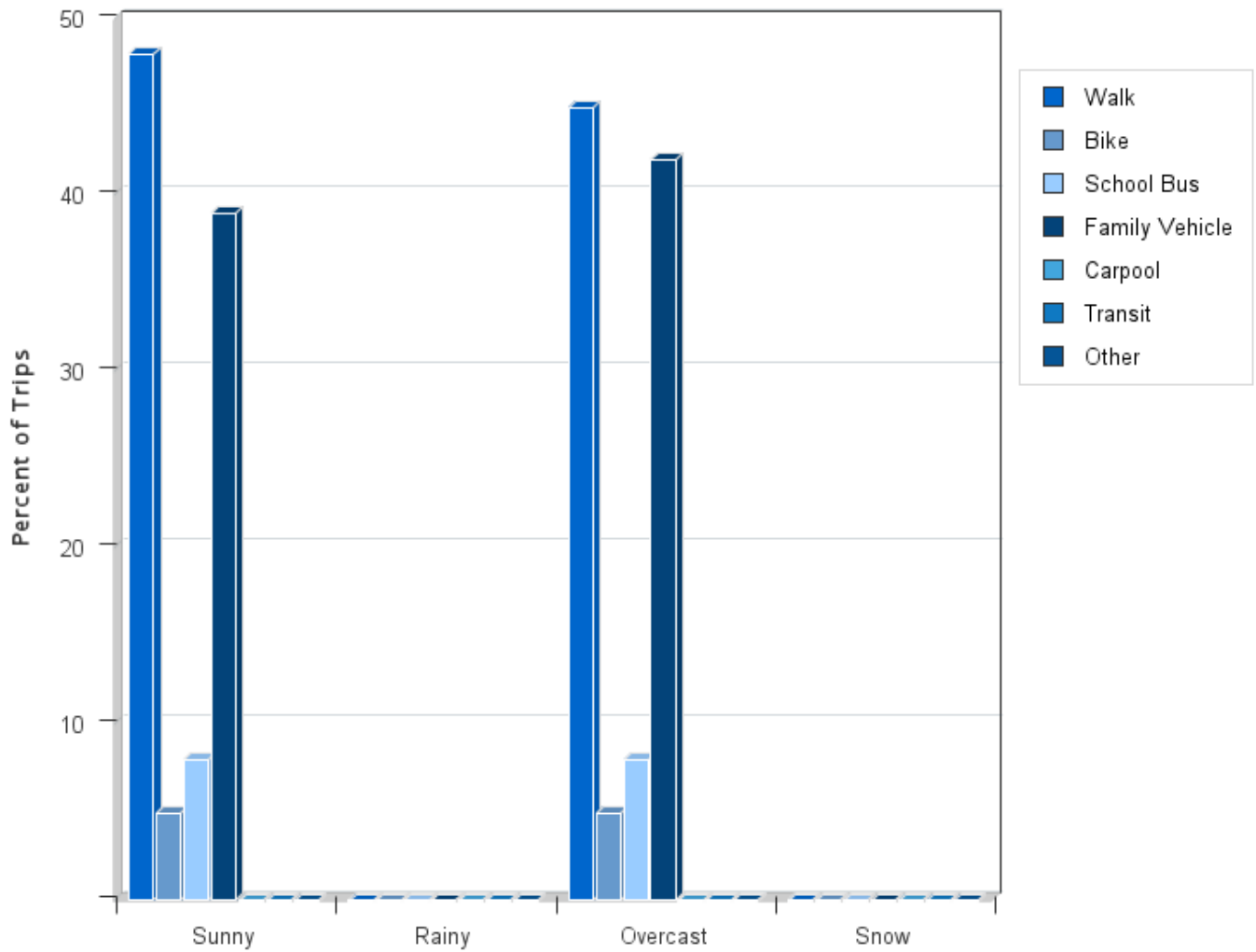


Morning and Afternoon Travel Mode Comparison by Day

	Number of Trips	Walk	Bike	School Bus	Family Vehicle	Carpool	Transit	Other
Tuesday AM	85	46%	6%	8%	40%	0%	0%	0%
Tuesday PM	85	49%	6%	8%	36%	0%	0%	0%
Wednesday AM	87	46%	5%	8%	41%	0%	0%	0%
Wednesday PM	87	49%	5%	8%	38%	0%	0%	0%
Thursday AM	95	42%	5%	7%	45%	0%	0%	0%
Thursday PM	95	45%	5%	7%	42%	0%	0%	0%

Percentages may not total 100% due to rounding.

Travel Mode by Weather Conditions



Travel Mode by Weather Condition

Weather Condition	Number of Trips	Walk	Bike	School Bus	Family Vehicle	Carpool	Transit	Other
Sunny	267	48%	5%	8%	39%	0%	0%	0%
Rainy	0	0%	0%	0%	0%	0%	0%	0%
Overcast	267	45%	5%	8%	42%	0%	0%	0%
Snow	0	0%	0%	0%	0%	0%	0%	0%

Percentages may not total 100% due to rounding.