

# Student Travel Tally Report: Marin Primary Middle

Month and Year Collected: May 2023

Enrollment: 251

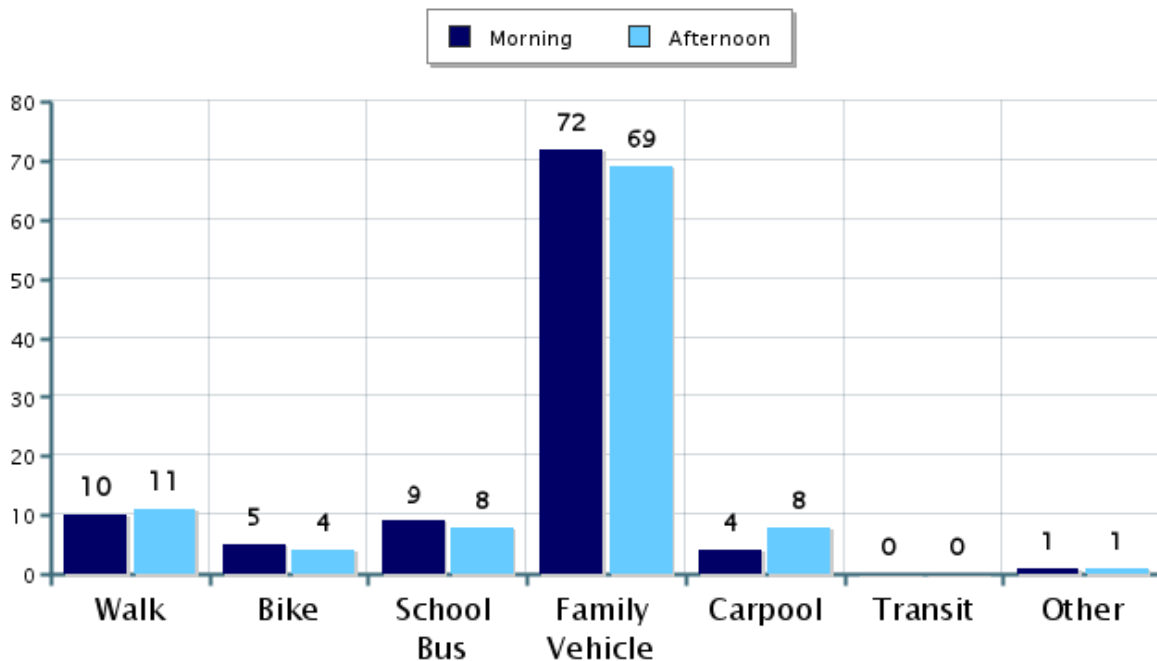
## Classrooms

Included in

Report: 10

This report contains information from your school's classrooms about students' trip to and from school. The data used in this report were collected using the in-class Student Travel Tally questionnaire from the National Center for Safe Routes to School.

## Morning and Afternoon Travel Mode Comparison

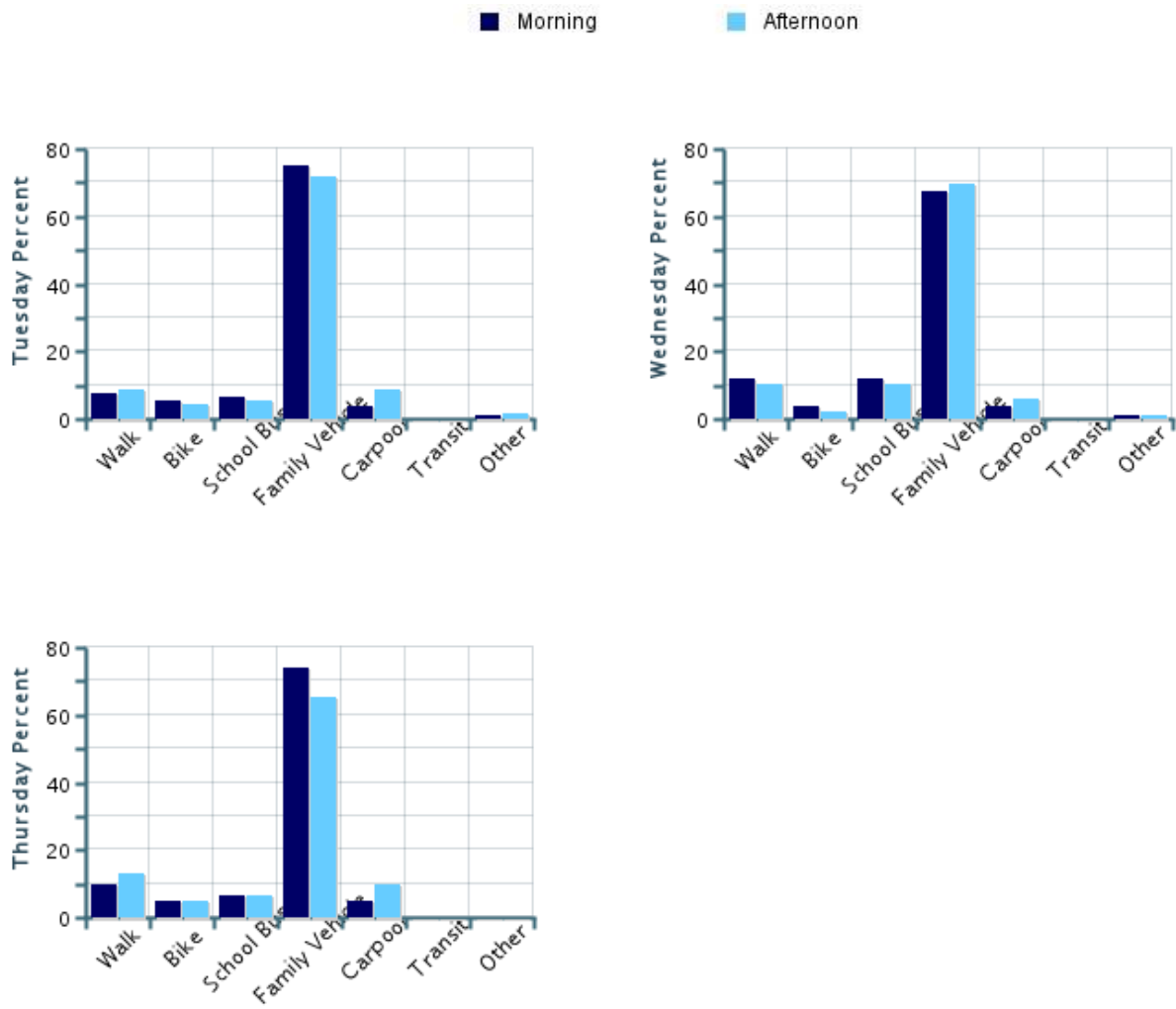


## Morning and Afternoon Travel Mode Comparison

	Number of Trips	Walk	Bike	School Bus	Family Vehicle	Carpool	Transit	Other
Morning	222	10%	5%	9%	72%	4%	0%	0.9%
Afternoon	217	11%	4%	8%	69%	8%	0%	0.9%

Percentages may not total 100% due to rounding.

## Morning and Afternoon Travel Mode Comparison by Day

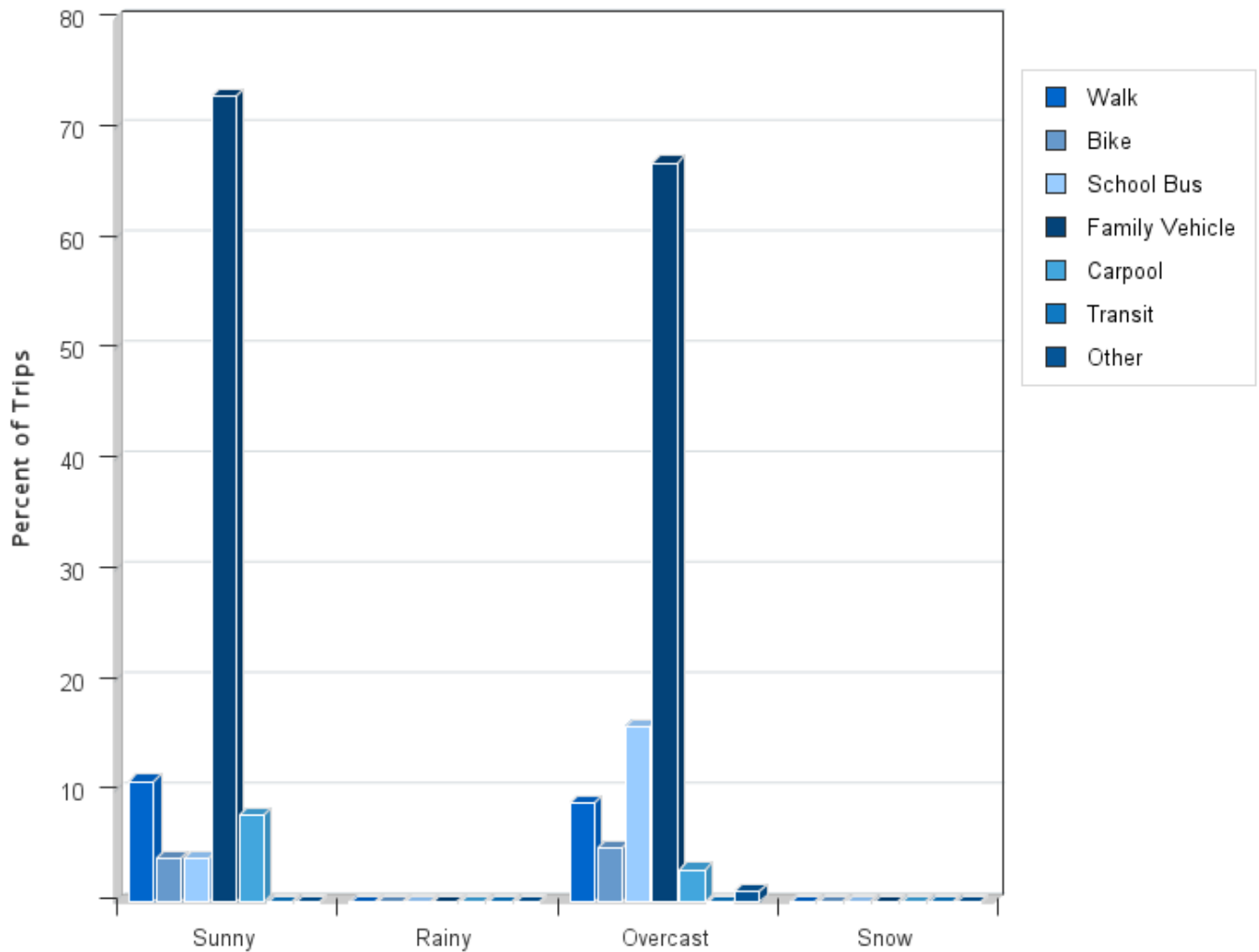


## Morning and Afternoon Travel Mode Comparison by Day

	Number of Trips	Walk	Bike	School Bus	Family Vehicle	Carpool	Transit	Other
Tuesday AM	77	8%	5%	6%	75%	4%	0%	1%
Tuesday PM	71	8%	4%	6%	72%	8%	0%	1%
Wednesday AM	83	12%	4%	12%	67%	4%	0%	1%
Wednesday PM	85	11%	2%	11%	69%	6%	0%	1%
Thursday AM	62	10%	5%	6%	74%	5%	0%	0%
Thursday PM	61	13%	5%	7%	66%	10%	0%	0%

Percentages may not total 100% due to rounding.

## Travel Mode by Weather Conditions



### Travel Mode by Weather Condition

Weather Condition	Number of Trips	Walk	Bike	School Bus	Family Vehicle	Carpool	Transit	Other
Sunny	247	11%	4%	4%	73%	8%	0%	0.4%
Rainy	0	0%	0%	0%	0%	0%	0%	0%
Overcast	174	9%	5%	16%	67%	3%	0%	1%
Snow	0	0%	0%	0%	0%	0%	0%	0%

Percentages may not total 100% due to rounding.