

Student Travel Tally Report: One School in One Data Collection Period

School Name: Mill Valley Middle School

Set ID: 29512

School Group: Marin Safe Routes to Schools

Month and Year Collected: September 2019

School Enrollment: 1043

Date Report Generated: 11/05/2019

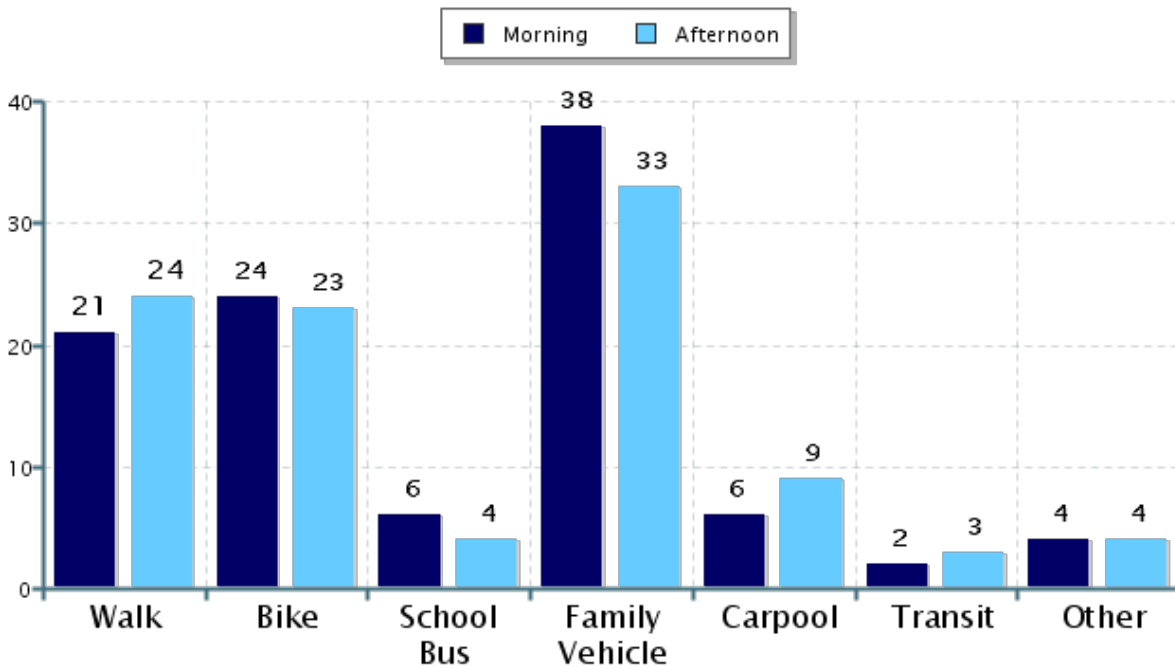
% of Students reached by SRTS activities: Don't Know

Tags:

**Number of Classrooms
Included in Report:** 43

This report contains information from your school's classrooms about students' trip to and from school. The data used in this report were collected using the in-class Student Travel Tally questionnaire from the National Center for Safe Routes to School.

Morning and Afternoon Travel Mode Comparison



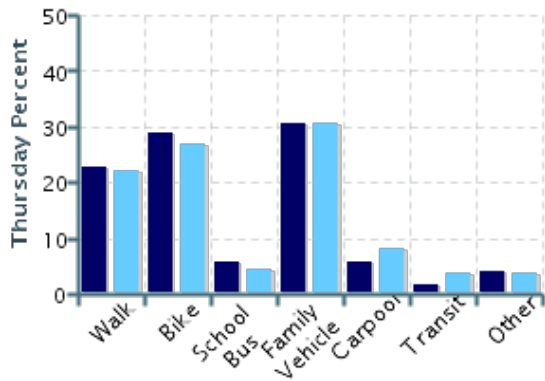
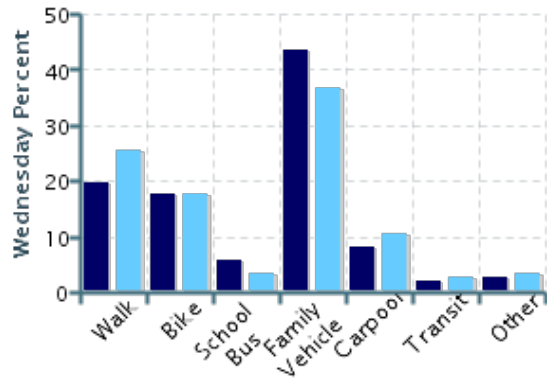
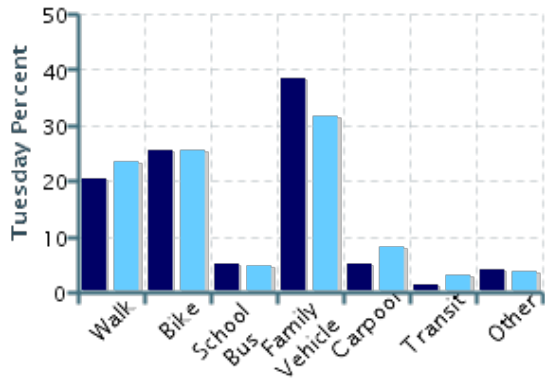
Morning and Afternoon Travel Mode Comparison

	Number of Trips	Walk	Bike	School Bus	Family Vehicle	Carpool	Transit	Other
Morning	2468	21%	24%	6%	38%	6%	2%	4%
Afternoon	2340	24%	23%	4%	33%	9%	3%	4%

Percentages may not total 100% due to rounding.

Morning and Afternoon Travel Mode Comparison by Day

■ Morning ■ Afternoon

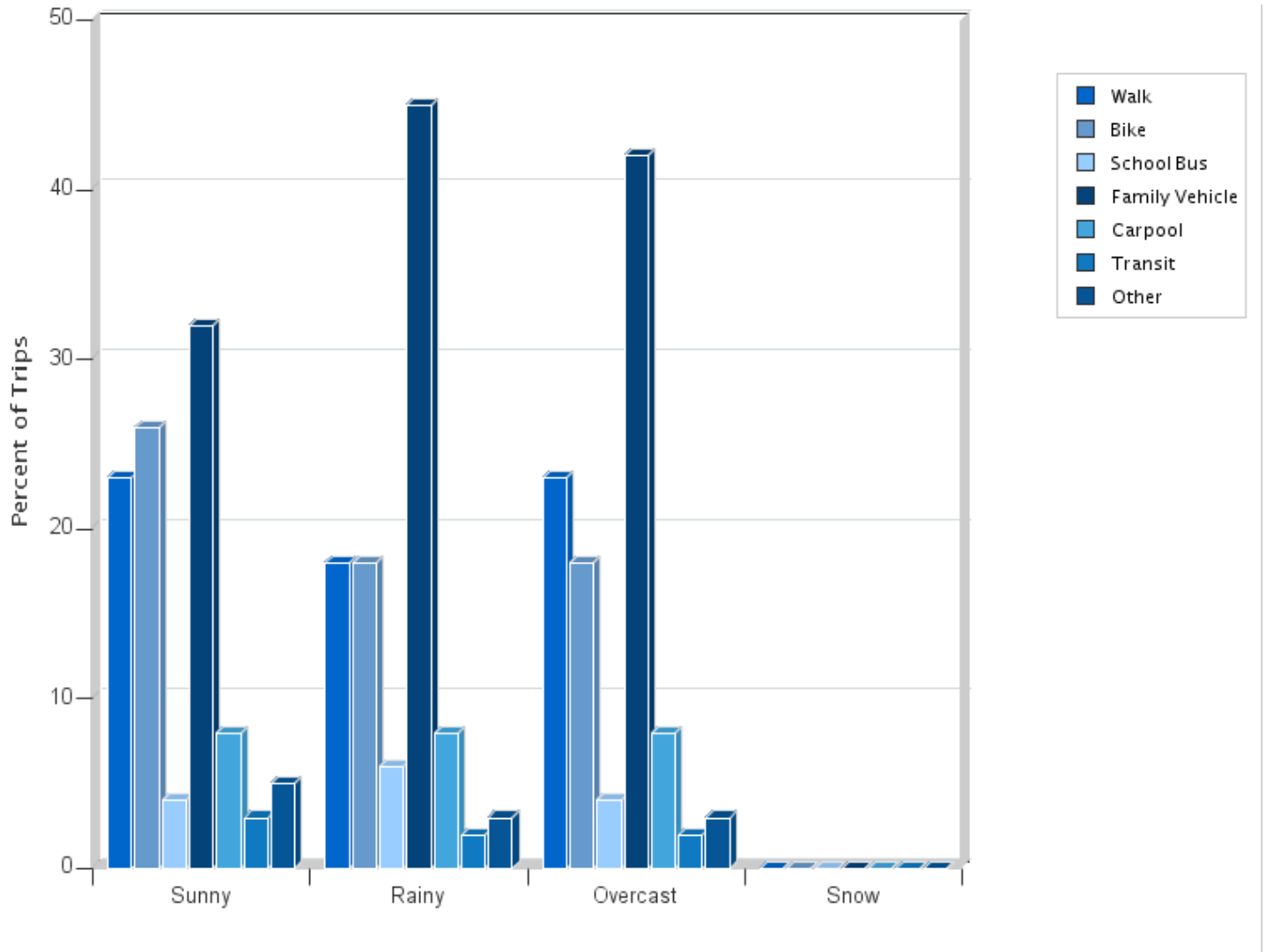


Morning and Afternoon Travel Mode Comparison by Day

	Number of Trips	Walk	Bike	School Bus	Family Vehicle	Carpool	Transit	Other
Tuesday AM	895	20%	25%	5%	38%	5%	1%	4%
Tuesday PM	793	23%	25%	5%	32%	8%	3%	4%
Wednesday AM	841	20%	18%	6%	44%	8%	2%	3%
Wednesday PM	822	25%	18%	3%	37%	11%	3%	4%
Thursday AM	732	23%	29%	6%	31%	6%	2%	4%
Thursday PM	725	22%	27%	5%	31%	8%	4%	4%

Percentages may not total 100% due to rounding.

Travel Mode by Weather Conditions



Travel Mode by Weather Condition

Weather Condition	Number of Trips	Walk	Bike	School Bus	Family Vehicle	Carpool	Transit	Other
Sunny	2736	23%	26%	4%	32%	8%	3%	5%
Rainy	697	18%	18%	6%	45%	8%	2%	3%
Overcast	1045	23%	18%	4%	42%	8%	2%	3%
Snow	0	0%	0%	0%	0%	0%	0%	0%

Percentages may not total 100% due to rounding.