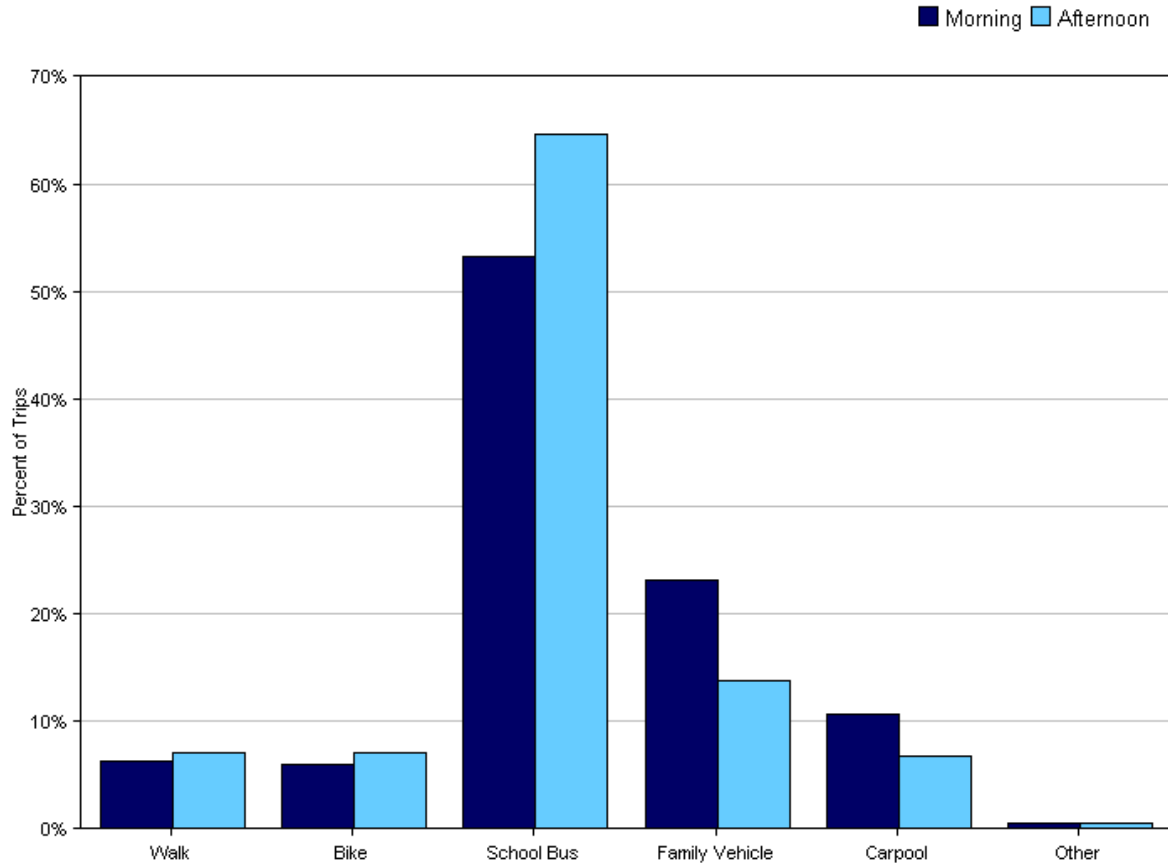


Tally Report

Program Name:	Safe Routes to School	Month and Year Collected:	May 2011
School Name:	White Hill Middle	Set ID:	6821
School Enrollment:	574	Date Report Generated:	06/13/2011
Enrollment within Grades Targeted by SRTS Program:	574	Number of Classrooms Included in Report:	14
Number of Classrooms in School:	19		

Morning and Afternoon Travel Mode Comparison

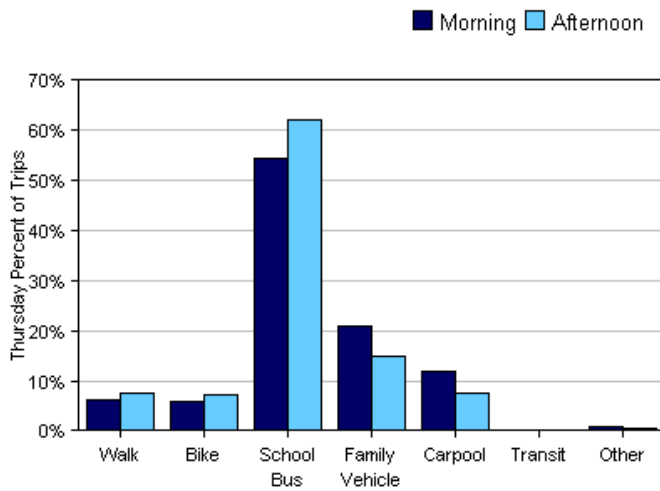
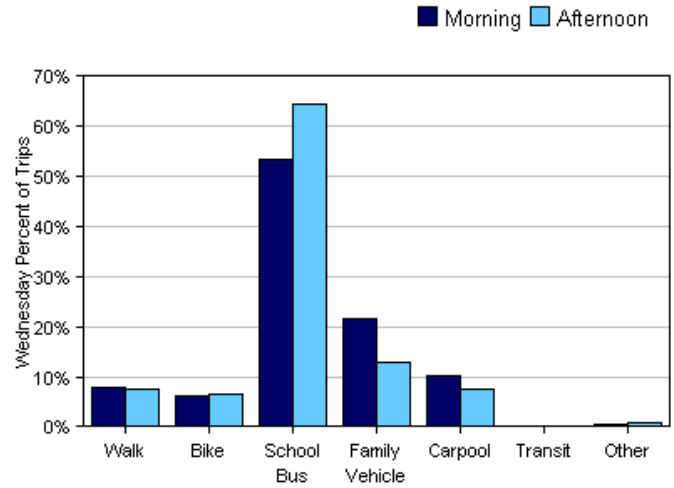
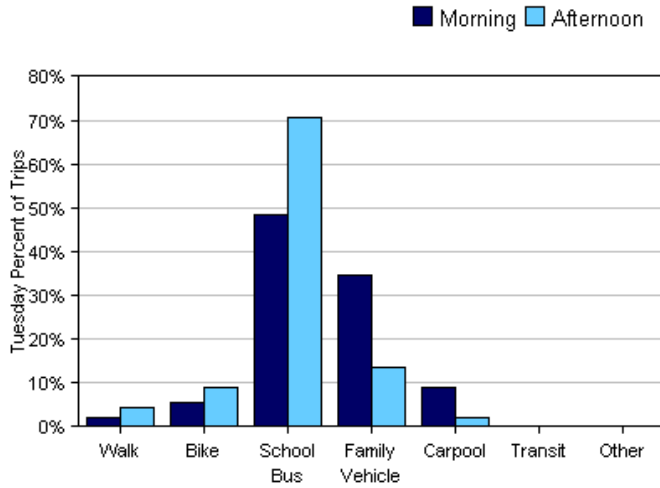


Morning and Afternoon Travel Mode Comparison

	Number of Trips	Walk	Bike	School Bus	Family Vehicle	Carpool	Transit	Other
Morning	673	6%	6%	53%	23%	11%	0%	0.6%
Afternoon	587	7%	7%	65%	14%	7%	0%	0.5%

Percentages may not total 100% due to rounding.

Morning and Afternoon Travel Mode Comparison by Day

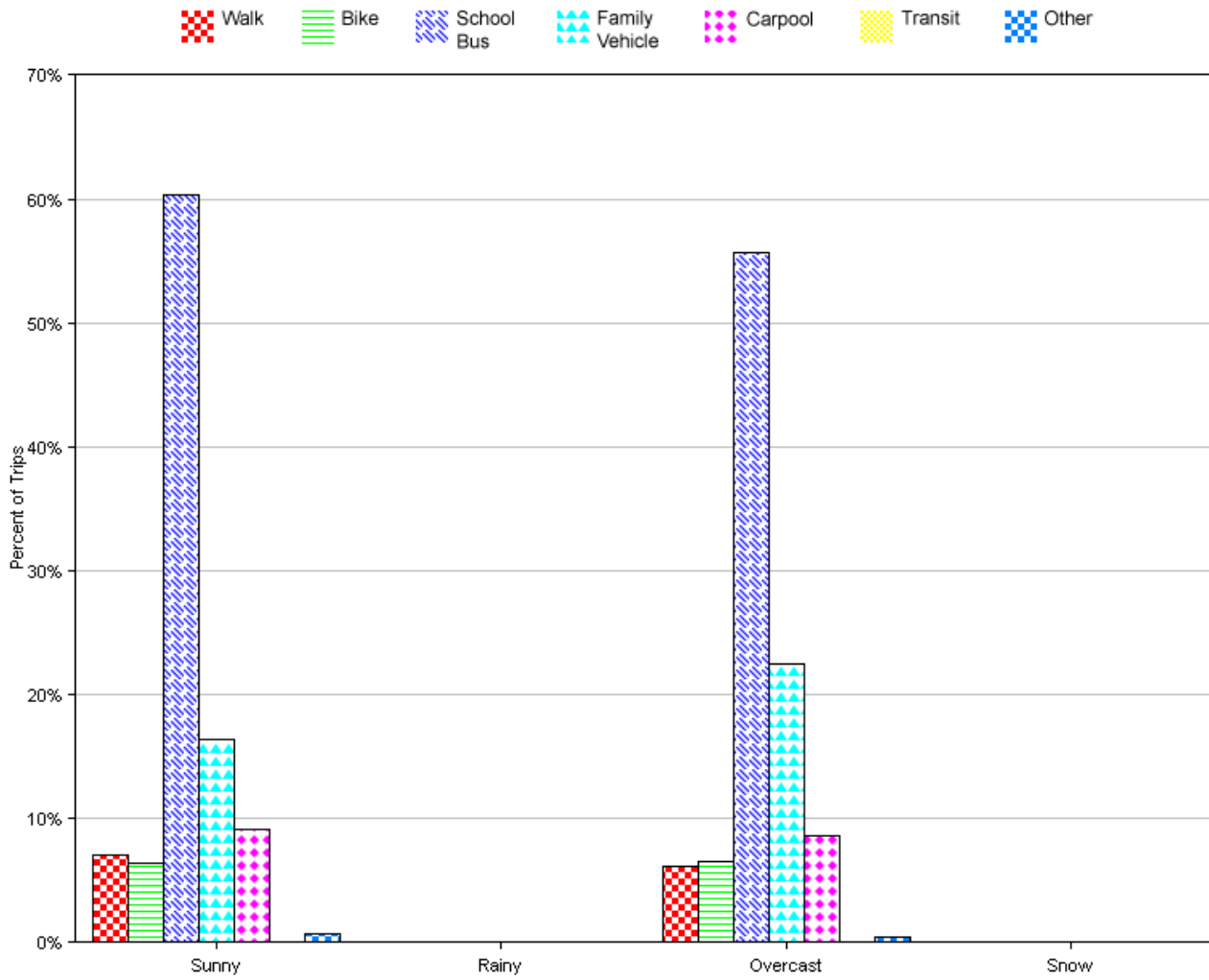


Morning and Afternoon Travel Mode Comparison by Day

	Number of Trips	Walk	Bike	School Bus	Family Vehicle	Carpool	Transit	Other
Tuesday AM	89	2%	6%	48%	35%	9%	0%	0%
Tuesday PM	89	4%	9%	71%	13%	2%	0%	0%
Wednesday AM	323	8%	6%	54%	22%	10%	0%	0.6%
Wednesday PM	277	8%	6%	65%	13%	8%	0%	0.7%
Thursday AM	261	6%	6%	54%	21%	12%	0%	0.8%
Thursday PM	221	8%	7%	62%	15%	8%	0%	0.5%

Percentages may not total 100% due to rounding.

Travel Mode by Weather Conditions



Travel Mode by Weather Condition

Weather Condition	Number of Trips	Walk	Bike	School Bus	Family Vehicle	Carpool	Transit	Other
Sunny	759	7%	6%	60%	16%	9%	0%	0.7%
Rainy	0	0%	0%	0%	0%	0%	0%	0%
Overcast	501	6%	7%	56%	23%	9%	0%	0.4%
Snow	0	0%	0%	0%	0%	0%	0%	0%

Percentages may not total 100% due to rounding.