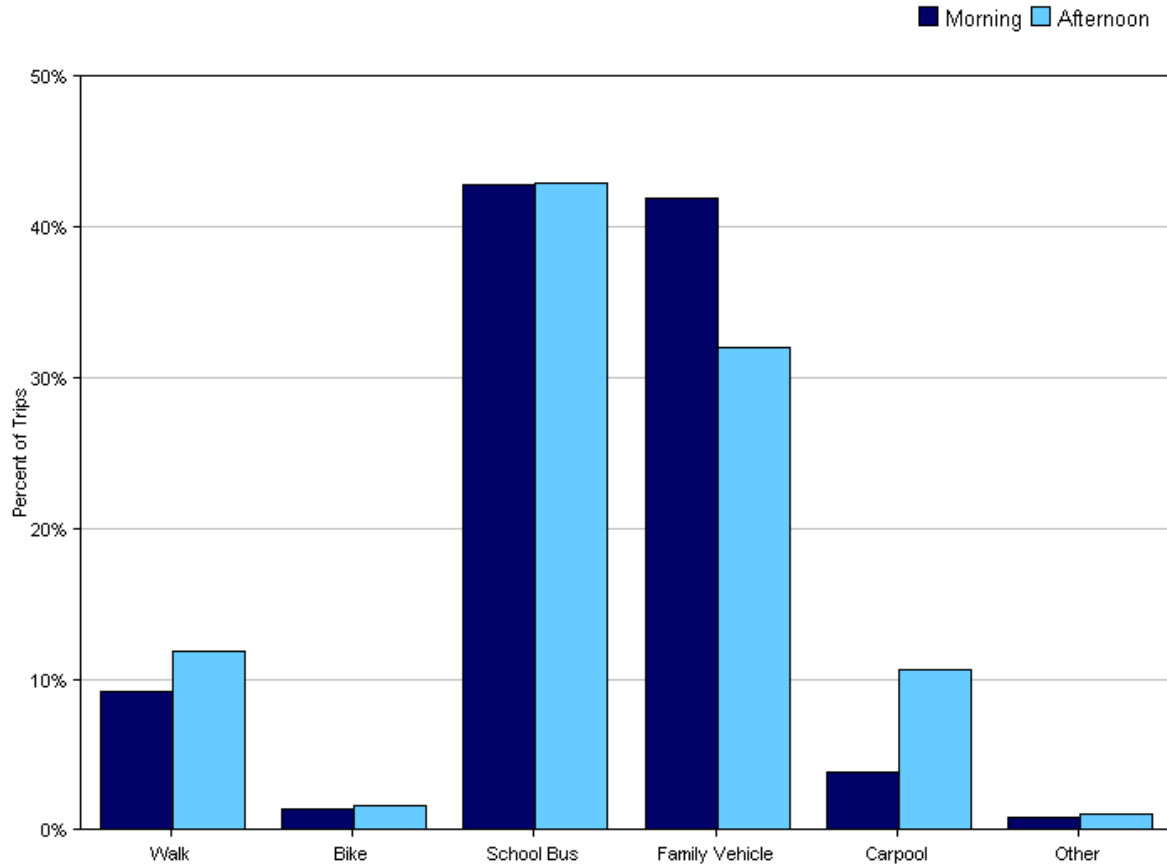


Tally Report Summary

Program Name:	Safe Routes to School	Month and Year Collected:	September 2011
School Name:	West Marin School	Set ID:	8073
School Enrollment:	125	Date Report Generated:	01/07/2012
Enrollment within Grades Targeted by SRTS Program:	125	Number of Classrooms Included in Report:	11
Number of Classrooms in School:	8		

This report contains information from parents about their children's trip to and from school. The data used in this report were collected using the in-class Student Travel Tally questionnaire from the National Center for Safe Routes to School.

Morning and Afternoon Travel Mode Comparison

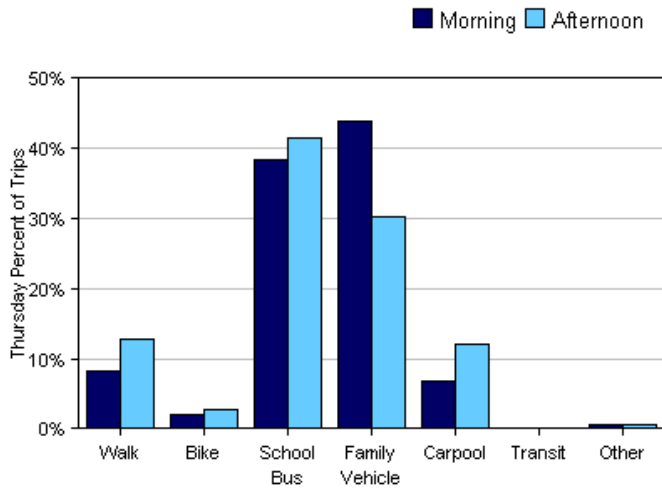
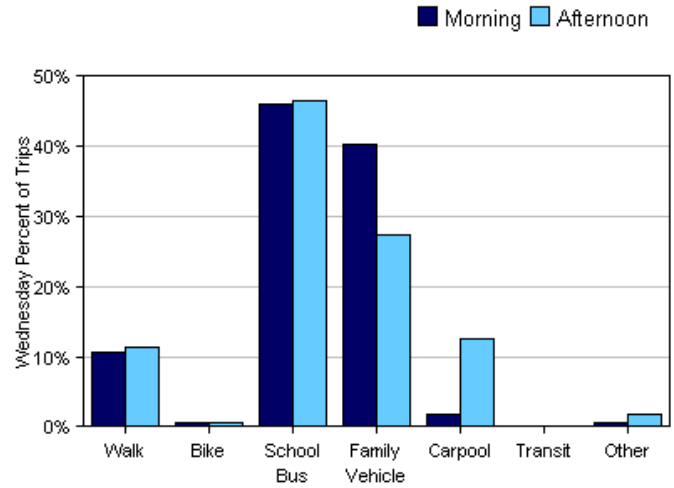
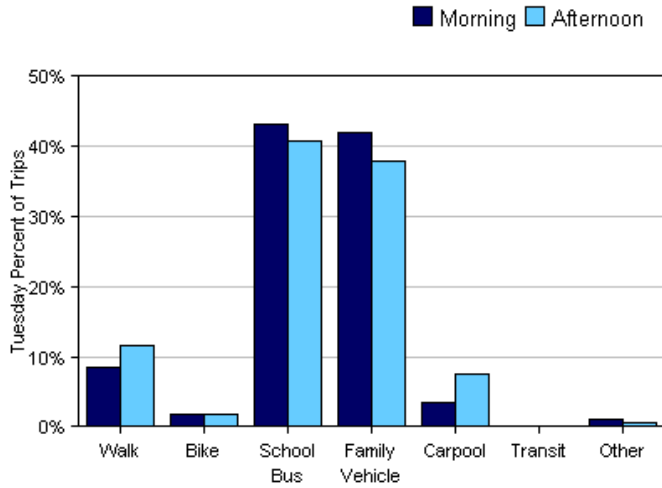


Morning and Afternoon Travel Mode Comparison

	Number of Trips	Walk	Bike	School Bus	Family Vehicle	Carpool	Transit	Other
Morning	491	9%	1%	43%	42%	4%	0%	0.8%
Afternoon	491	12%	2%	43%	32%	11%	0%	1%

Percentages may not total 100% due to rounding.

Morning and Afternoon Travel Mode Comparison by Day

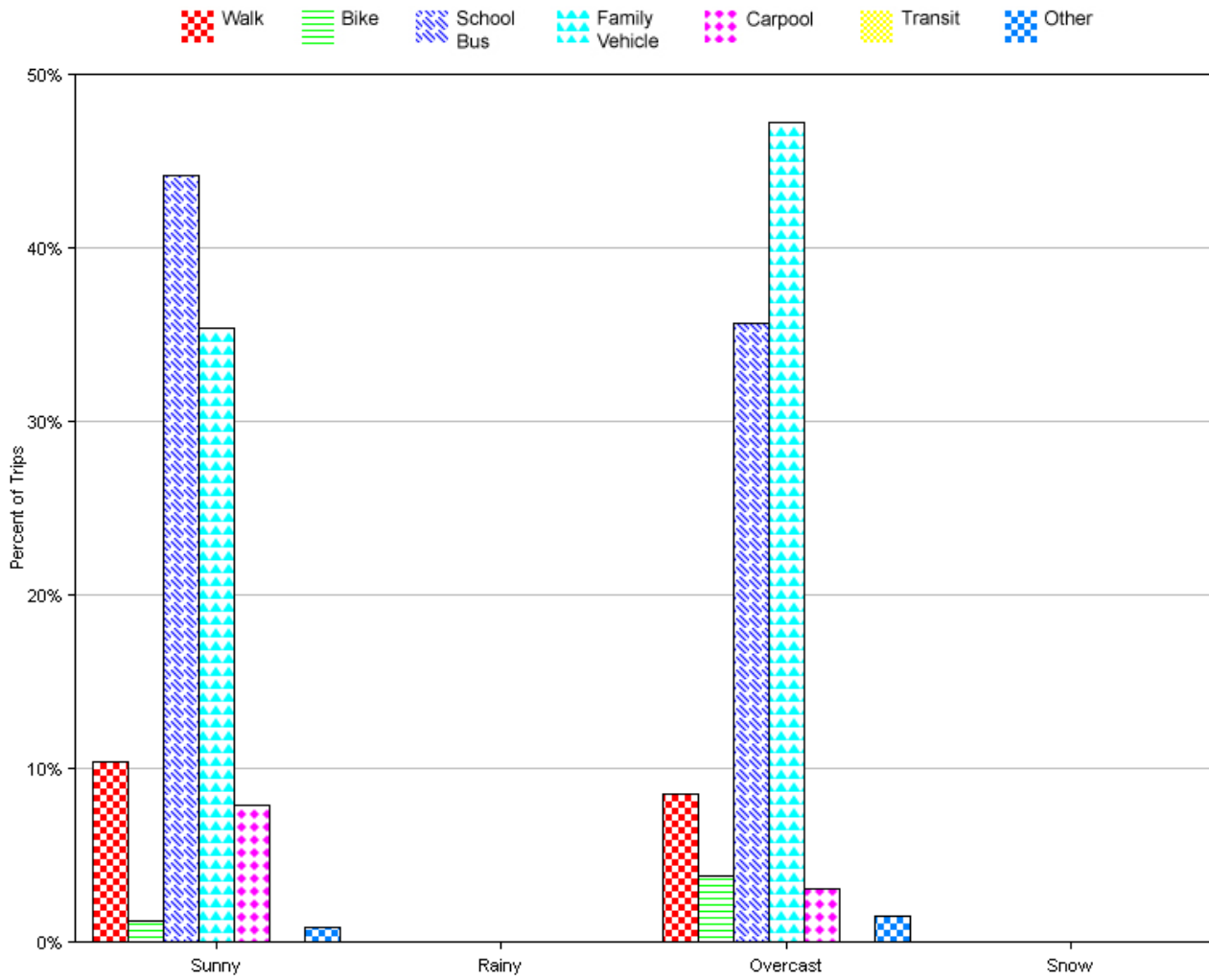


Morning and Afternoon Travel Mode Comparison by Day

	Number of Trips	Walk	Bike	School Bus	Family Vehicle	Carpool	Transit	Other
Tuesday AM	176	9%	2%	43%	42%	3%	0%	1%
Tuesday PM	174	11%	2%	41%	38%	7%	0%	0.6%
Wednesday AM	169	11%	0.6%	46%	40%	2%	0%	0.6%
Wednesday PM	168	11%	0.6%	46%	27%	13%	0%	2%
Thursday AM	146	8%	2%	38%	44%	7%	0%	0.7%
Thursday PM	149	13%	3%	42%	30%	12%	0%	0.7%

Percentages may not total 100% due to rounding.

Travel Mode by Weather Conditions



Travel Mode by Weather Condition

Weather Condition	Number of Trips	Walk	Bike	School Bus	Family Vehicle	Carpool	Transit	Other
Sunny	799	10%	1%	44%	35%	8%	0%	0.9%
Rainy	0	0%	0%	0%	0%	0%	0%	0%
Overcast	129	9%	4%	36%	47%	3%	0%	2%
Snow	0	0%	0%	0%	0%	0%	0%	0%

Percentages may not total 100% due to rounding.