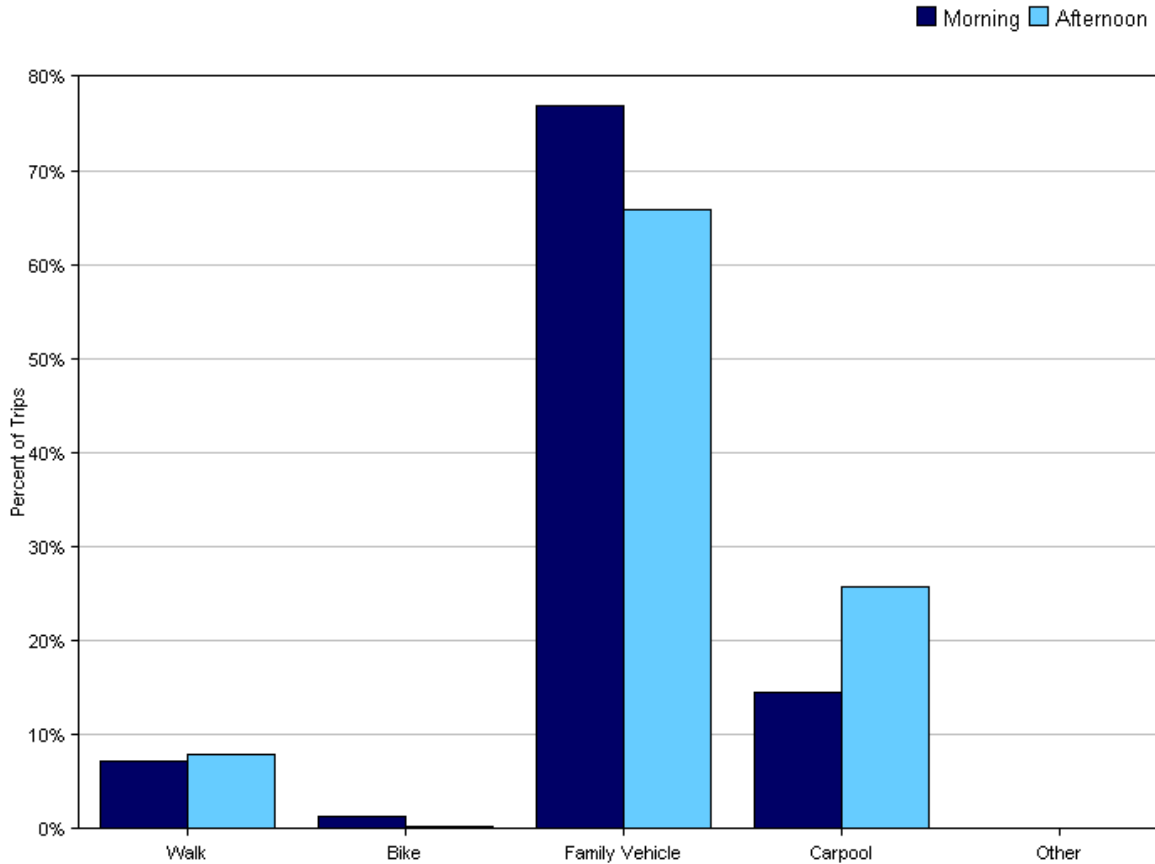


## Tally Report

<b>Program Name:</b>	Safe Routes to School	<b>Month and Year Collected:</b>	May 2011
<b>School Name:</b>	St Anselm Catholic	<b>Set ID:</b>	7052
<b>School Enrollment:</b>	370	<b>Date Report Generated:</b>	06/14/2011
<b>Enrollment within Grades Targeted by SRTS Program:</b>	370	<b>Number of Classrooms Included in Report:</b>	7
<b>Number of Classrooms in School:</b>	9		

### Morning and Afternoon Travel Mode Comparison

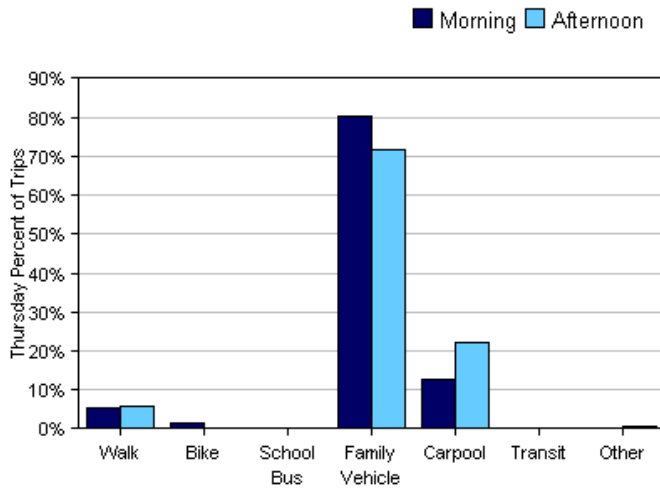
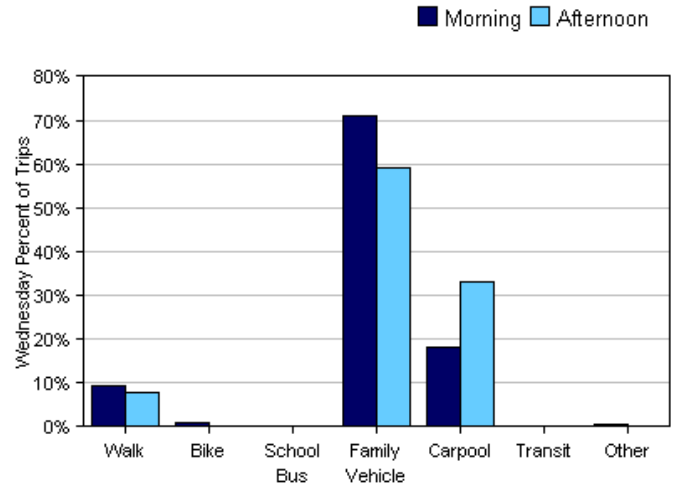
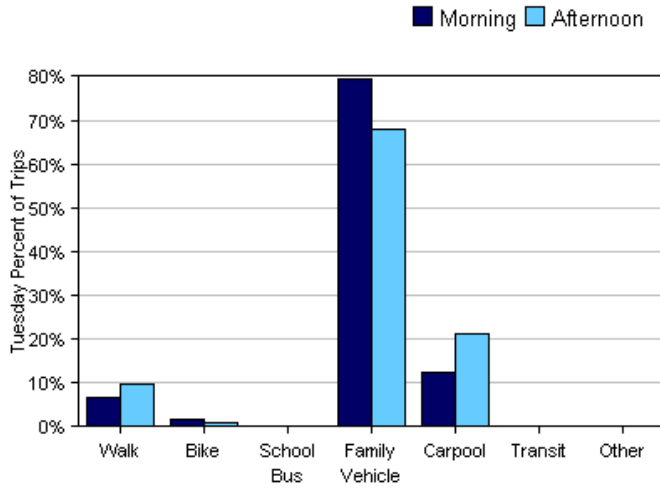


### Morning and Afternoon Travel Mode Comparison

	Number of Trips	Walk	Bike	School Bus	Family Vehicle	Carpool	Transit	Other
Morning	614	7%	1%	0%	77%	14%	0%	0.2%
Afternoon	572	8%	0.3%	0%	66%	26%	0%	0.2%

Percentages may not total 100% due to rounding.

### Morning and Afternoon Travel Mode Comparison by Day

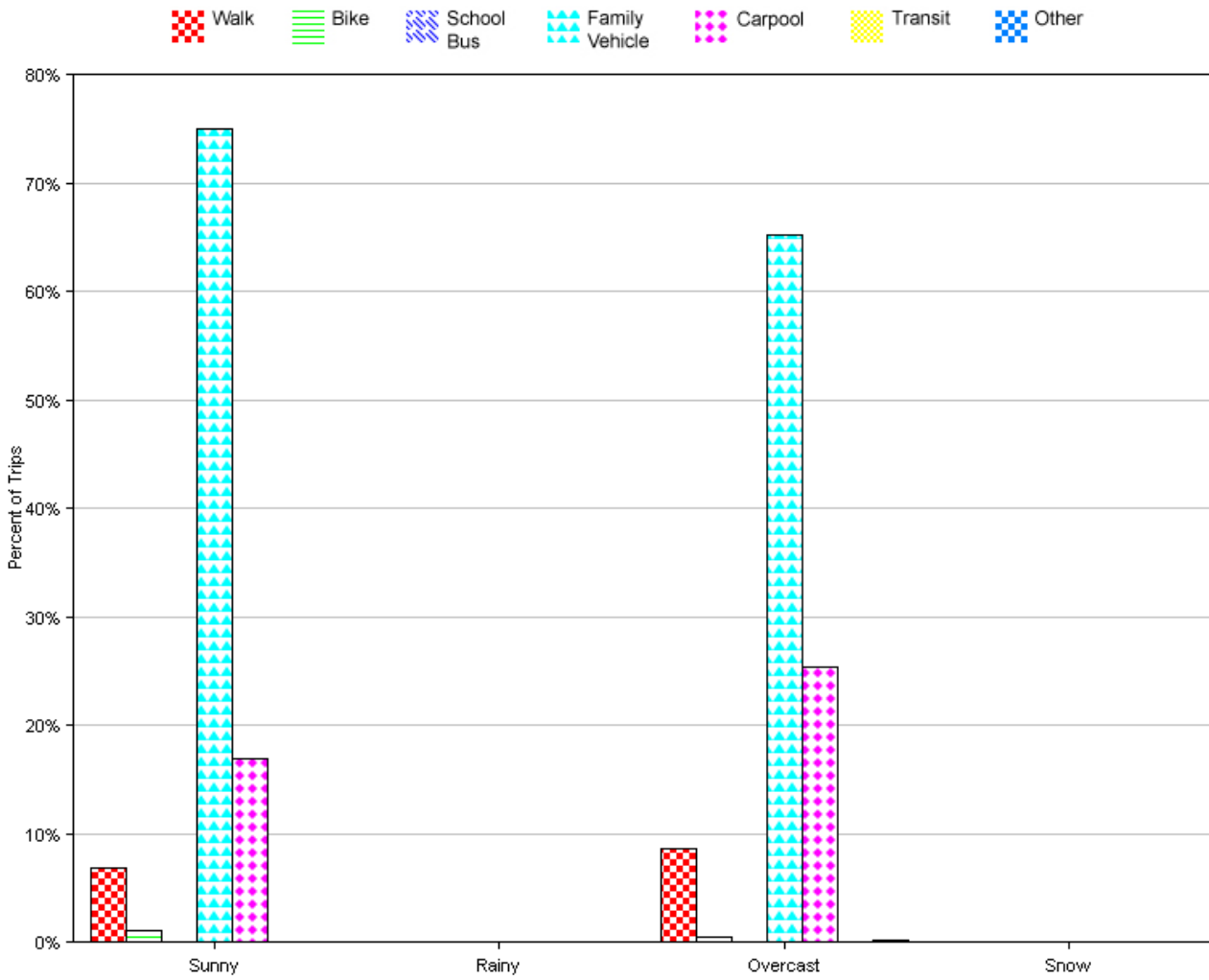


### Morning and Afternoon Travel Mode Comparison by Day

	Number of Trips	Walk	Bike	School Bus	Family Vehicle	Carpool	Transit	Other
Tuesday AM	195	7%	2%	0%	79%	12%	0%	0%
Tuesday PM	196	10%	1%	0%	68%	21%	0%	0%
Wednesday AM	215	9%	0.9%	0%	71%	18%	0%	0.5%
Wednesday PM	203	8%	0%	0%	59%	33%	0%	0%
Thursday AM	204	5%	1%	0%	80%	13%	0%	0%
Thursday PM	173	6%	0%	0%	72%	22%	0%	0.6%

Percentages may not total 100% due to rounding.

### Travel Mode by Weather Conditions



### Travel Mode by Weather Condition

Weather Condition	Number of Trips	Walk	Bike	School Bus	Family Vehicle	Carpool	Transit	Other
Sunny	768	7%	1%	0%	75%	17%	0%	0.1%
Rainy	0	0%	0%	0%	0%	0%	0%	0%
Overcast	418	9%	0.5%	0%	65%	25%	0%	0.2%
Snow	0	0%	0%	0%	0%	0%	0%	0%

Percentages may not total 100% due to rounding.