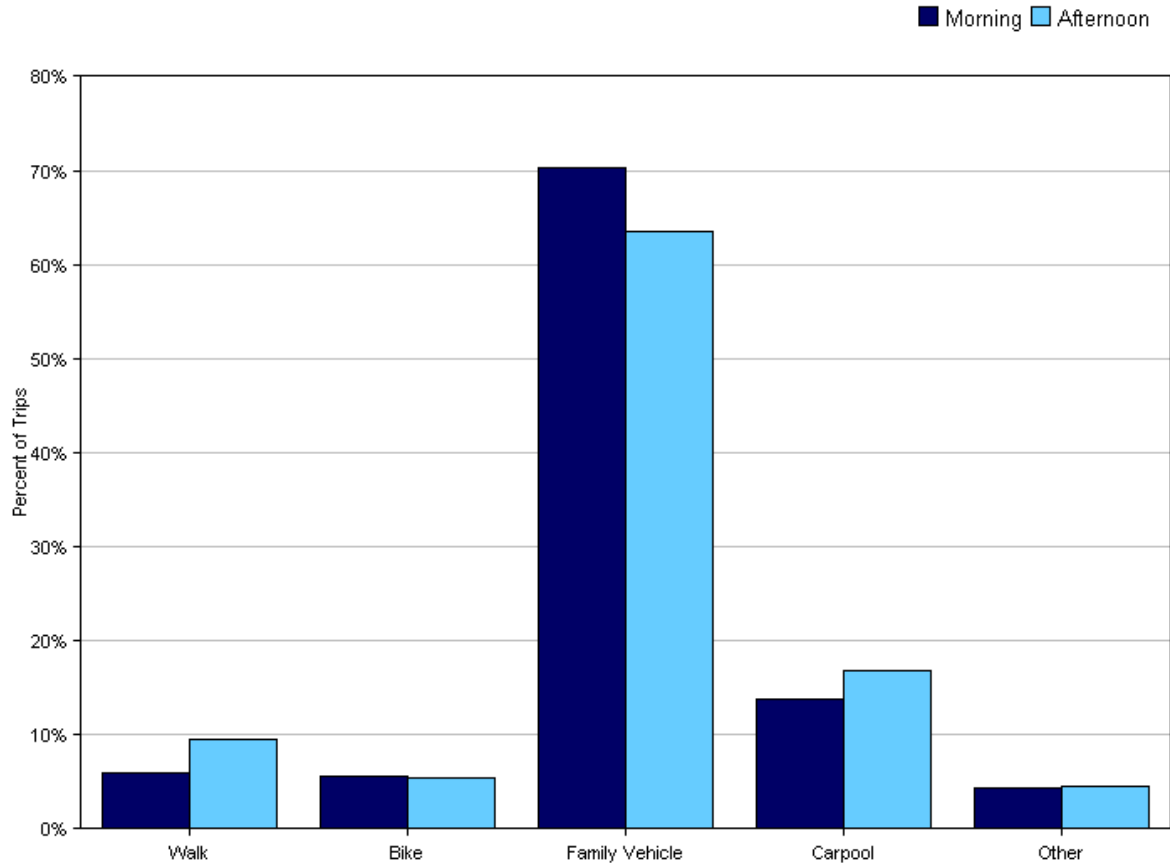


Tally Report

Program Name:	Safe Routes to School	Month and Year Collected:	September 2010
School Name:	St Patricks	Set ID:	5102
School Enrollment:	234	Date Report Generated:	12/09/2010
Enrollment within Grades Targeted by SRTS Program:	234	Number of Classrooms Included in Report:	8
Number of Classrooms in School:	9		

Morning and Afternoon Travel Mode Comparison

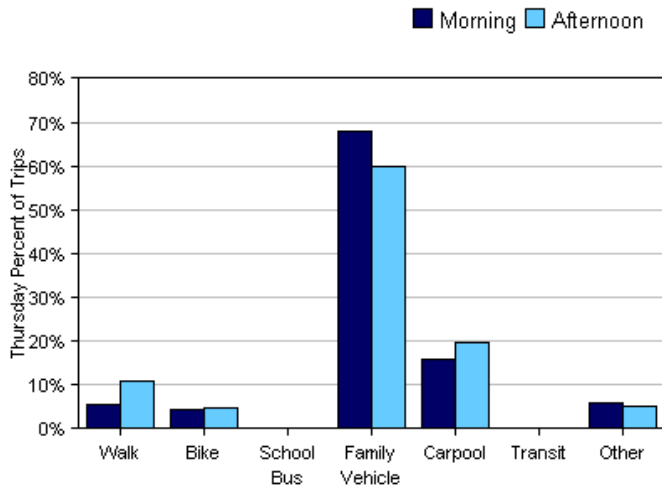
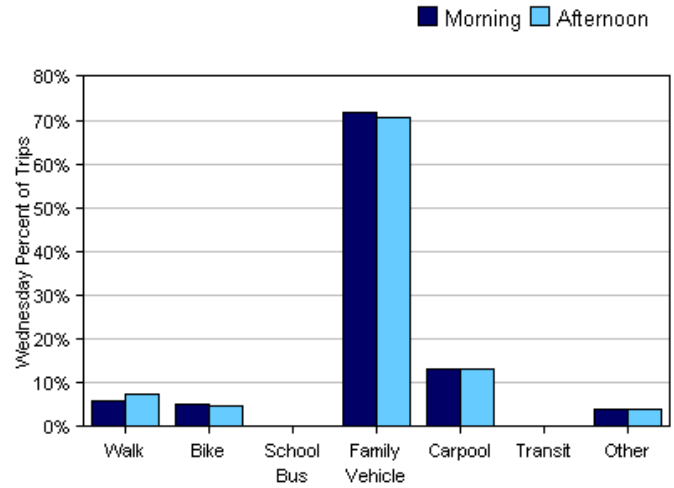
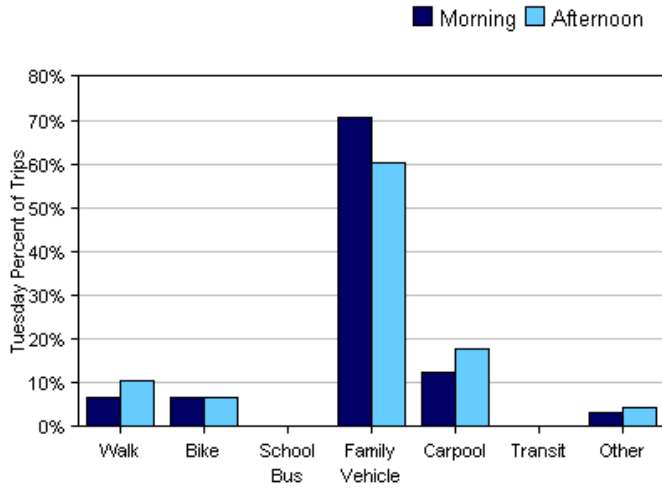


Morning and Afternoon Travel Mode Comparison

	Number of Trips	Walk	Bike	School Bus	Family Vehicle	Carpool	Transit	Other
Morning	595	6%	6%	0%	70%	14%	0%	4%
Afternoon	604	10%	5%	0%	64%	17%	0%	4%

Percentages may not total 100% due to rounding.

Morning and Afternoon Travel Mode Comparison by Day

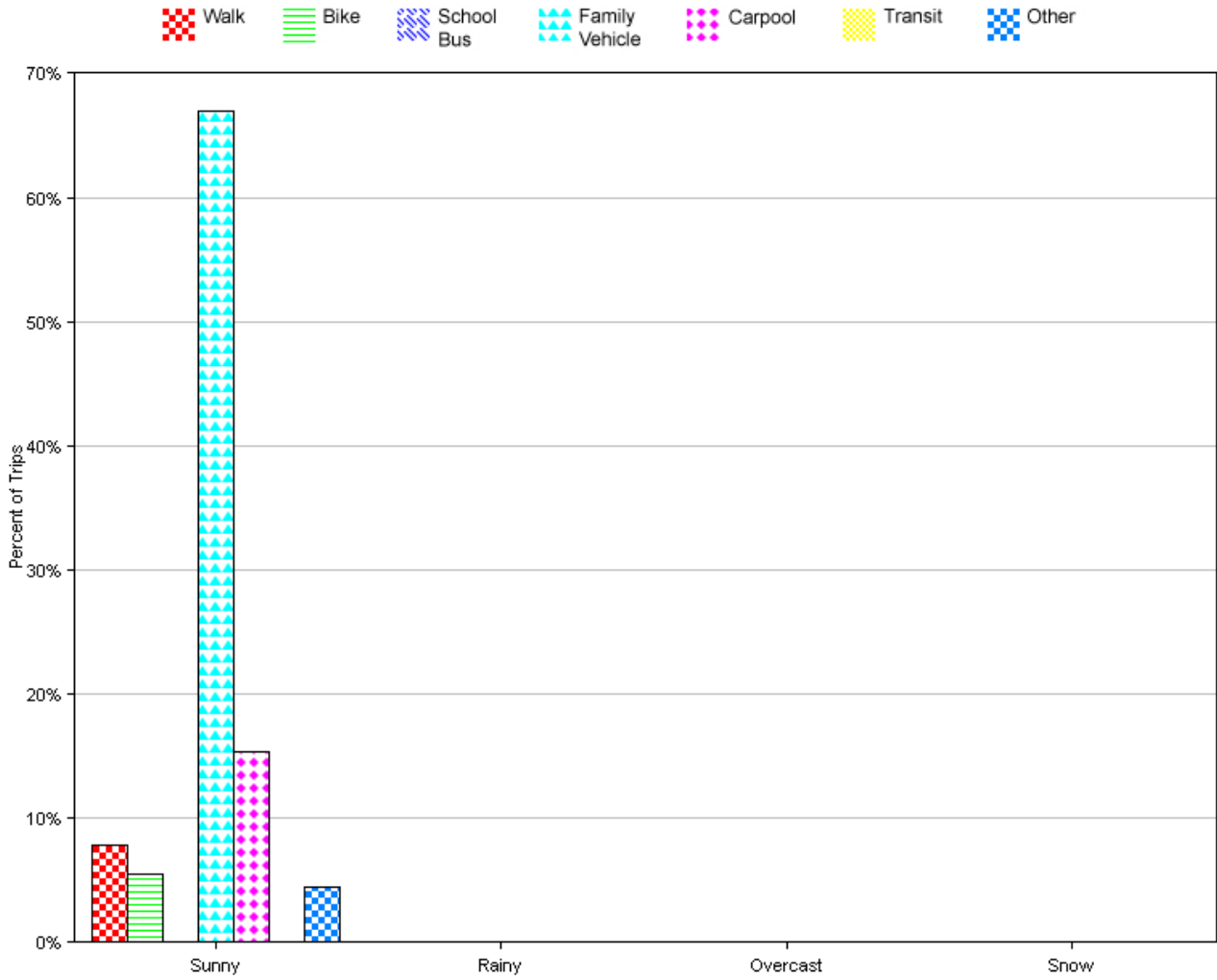


Morning and Afternoon Travel Mode Comparison by Day

	Number of Trips	Walk	Bike	School Bus	Family Vehicle	Carpool	Transit	Other
Tuesday AM	208	7%	7%	0%	71%	13%	0%	3%
Tuesday PM	206	11%	7%	0%	60%	18%	0%	4%
Wednesday AM	206	6%	5%	0%	72%	13%	0%	4%
Wednesday PM	204	7%	5%	0%	71%	13%	0%	4%
Thursday AM	181	6%	4%	0%	68%	16%	0%	6%
Thursday PM	194	11%	5%	0%	60%	20%	0%	5%

Percentages may not total 100% due to rounding.

Travel Mode by Weather Conditions



Travel Mode by Weather Condition

Weather Condition	Number of Trips	Walk	Bike	School Bus	Family Vehicle	Carpool	Transit	Other
Sunny	1199	8%	6%	0%	67%	15%	0%	4%
Rainy	0	0%	0%	0%	0%	0%	0%	0%
Overcast	0	0%	0%	0%	0%	0%	0%	0%
Snow	0	0%	0%	0%	0%	0%	0%	0%

Percentages may not total 100% due to rounding.