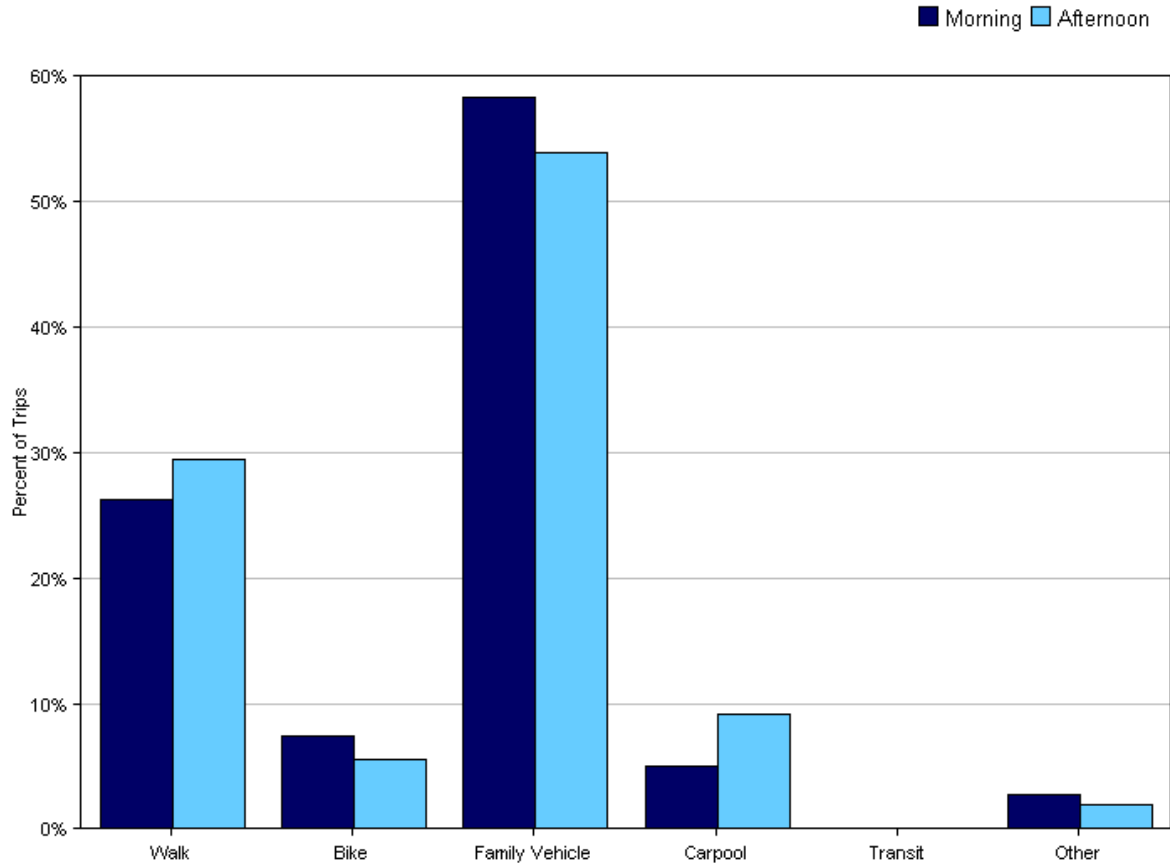


Tally Report

Program Name:	Safe Routes to School	Month and Year Collected:	May 2011
School Name:	Ross Elementary	Set ID:	6967
School Enrollment:	354	Date Report Generated:	06/13/2011
Enrollment within Grades Targeted by SRTS Program:	354	Number of Classrooms Included in Report:	19
Number of Classrooms in School:	26		

Morning and Afternoon Travel Mode Comparison

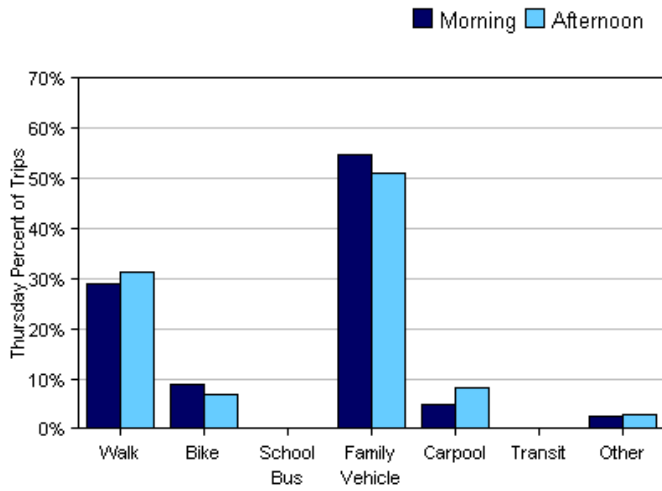
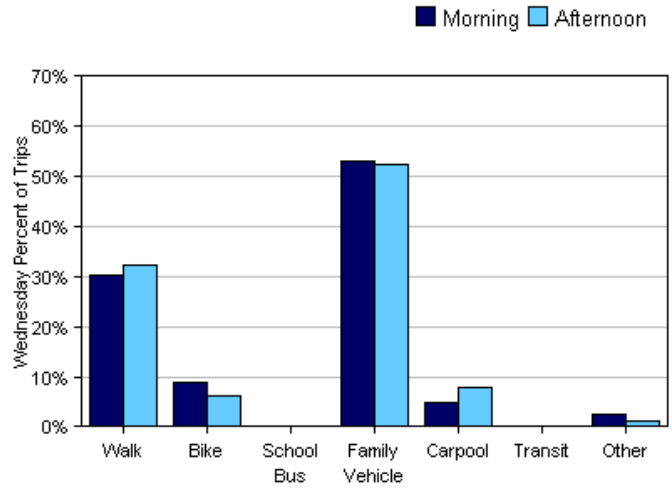
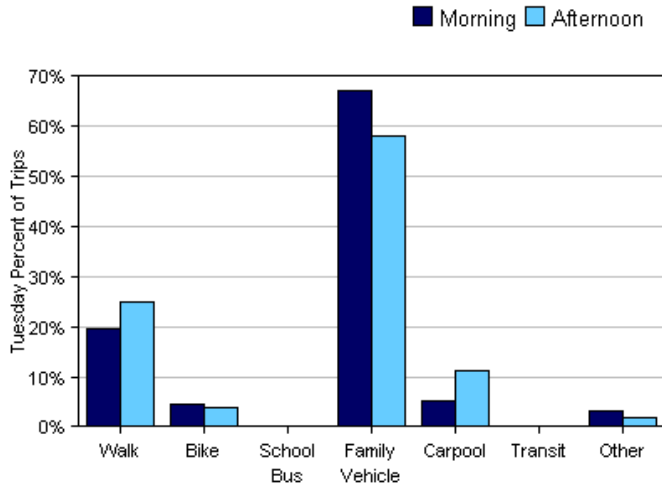


Morning and Afternoon Travel Mode Comparison

	Number of Trips	Walk	Bike	School Bus	Family Vehicle	Carpool	Transit	Other
Morning	954	26%	7%	0%	58%	5%	0.1%	3%
Afternoon	774	29%	6%	0%	54%	9%	0%	2%

Percentages may not total 100% due to rounding.

Morning and Afternoon Travel Mode Comparison by Day

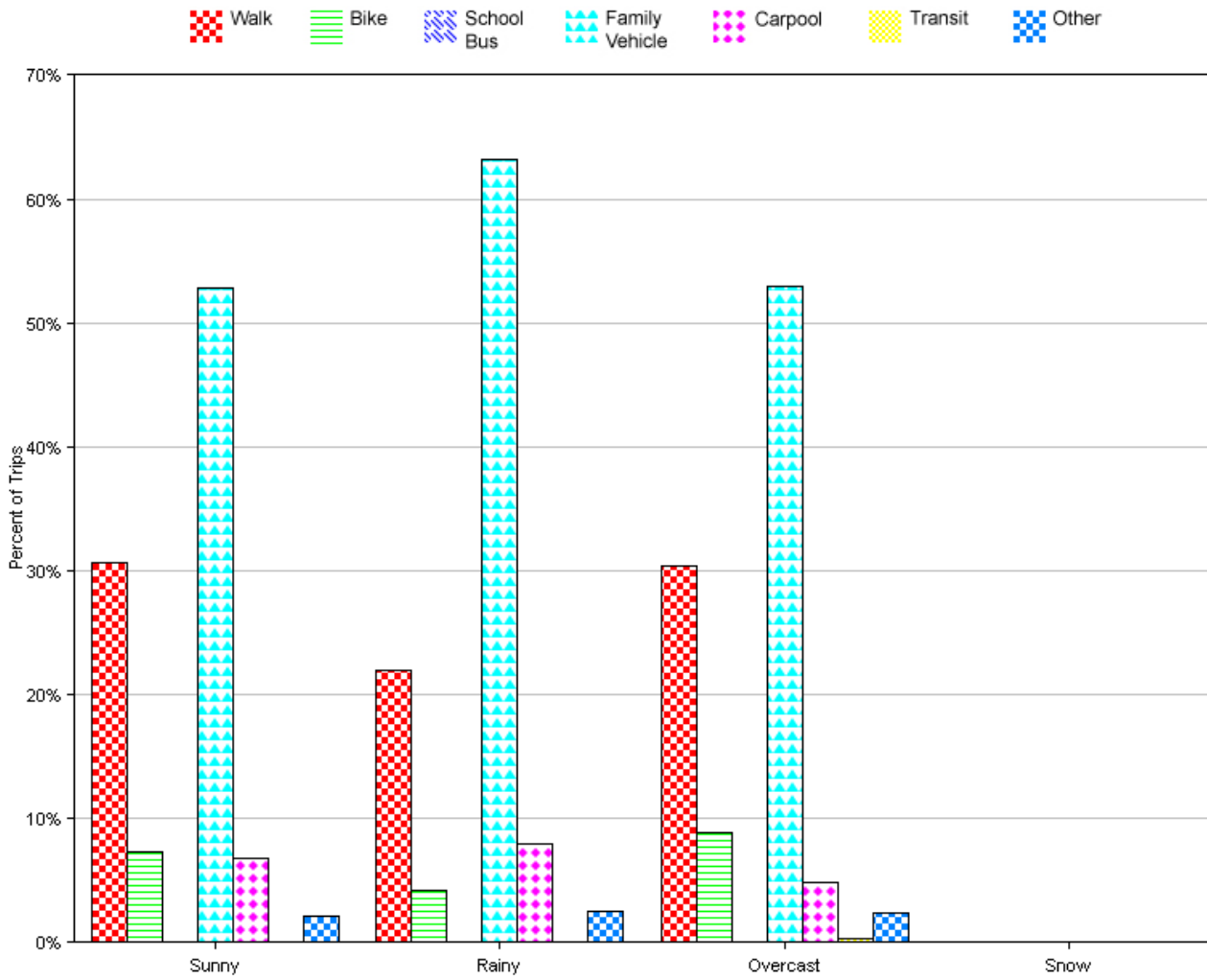


Morning and Afternoon Travel Mode Comparison by Day

	Number of Trips	Walk	Bike	School Bus	Family Vehicle	Carpool	Transit	Other
Tuesday AM	321	20%	5%	0%	67%	5%	0%	3%
Tuesday PM	265	25%	4%	0%	58%	11%	0%	2%
Wednesday AM	325	30%	9%	0%	53%	5%	0.3%	2%
Wednesday PM	262	32%	6%	0%	52%	8%	0%	1%
Thursday AM	308	29%	9%	0%	55%	5%	0%	3%
Thursday PM	247	31%	7%	0%	51%	8%	0%	3%

Percentages may not total 100% due to rounding.

Travel Mode by Weather Conditions



Travel Mode by Weather Condition

Weather Condition	Number of Trips	Walk	Bike	School Bus	Family Vehicle	Carpool	Transit	Other
Sunny	817	31%	7%	0%	53%	7%	0%	2%
Rainy	586	22%	4%	0%	63%	8%	0%	3%
Overcast	325	30%	9%	0%	53%	5%	0.3%	2%
Snow	0	0%	0%	0%	0%	0%	0%	0%

Percentages may not total 100% due to rounding.