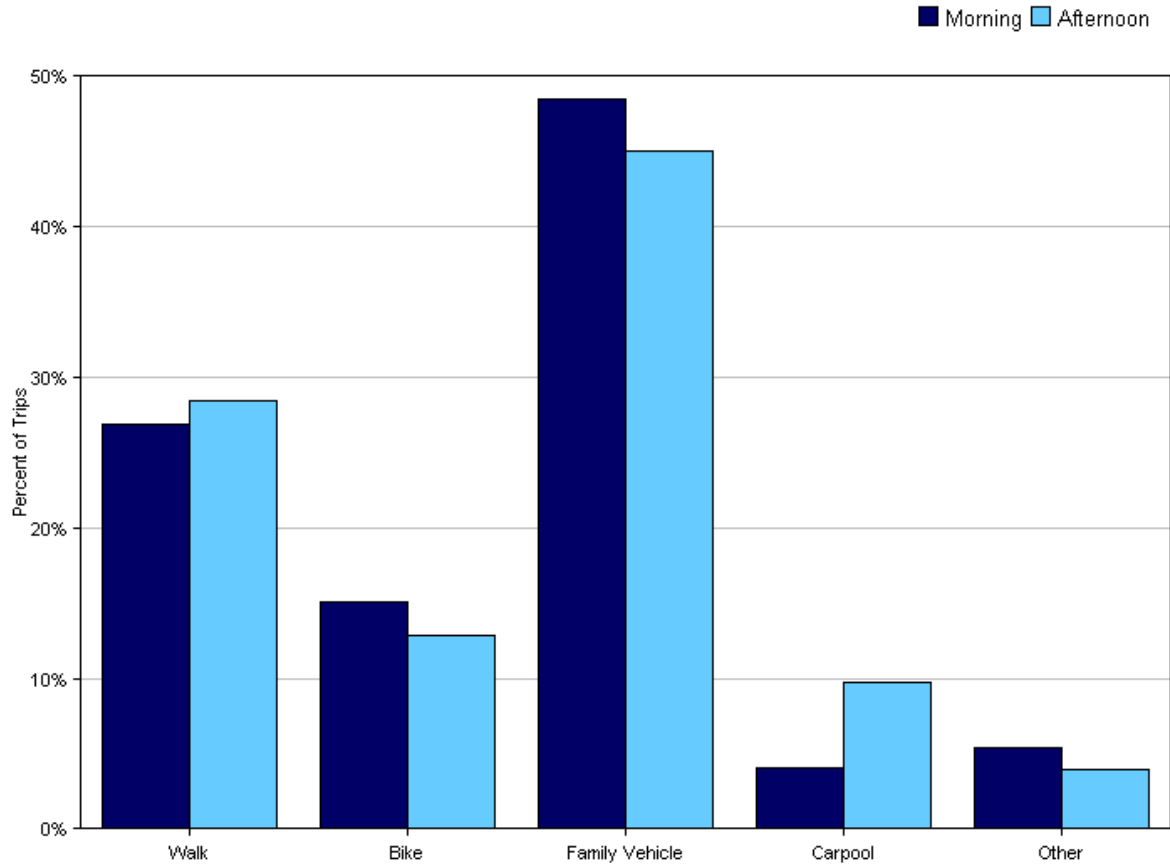


Tally Report

| | | | |
|---|-----------------------|---|----------------|
| Program Name: | Safe Routes to School | Month and Year Collected: | September 2010 |
| School Name: | Ross Elementary | Set ID: | 5101 |
| School Enrollment: | 383 | Date Report Generated: | 12/09/2010 |
| Enrollment within Grades Targeted by SRTS Program: | 383 | Number of Classrooms Included in Report: | 16 |
| Number of Classrooms in School: | 22 | | |

Morning and Afternoon Travel Mode Comparison

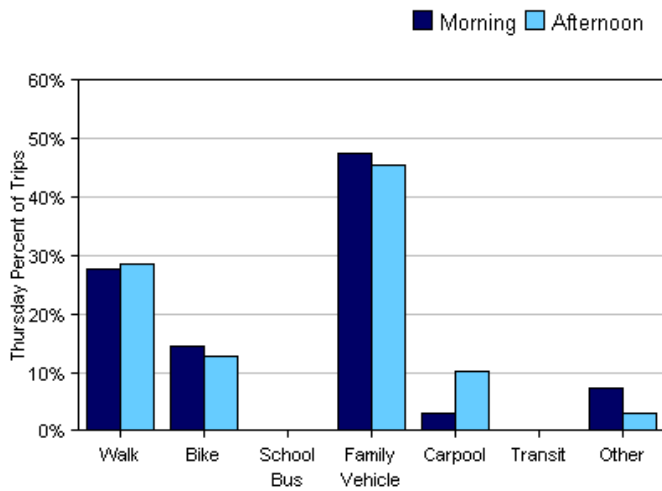
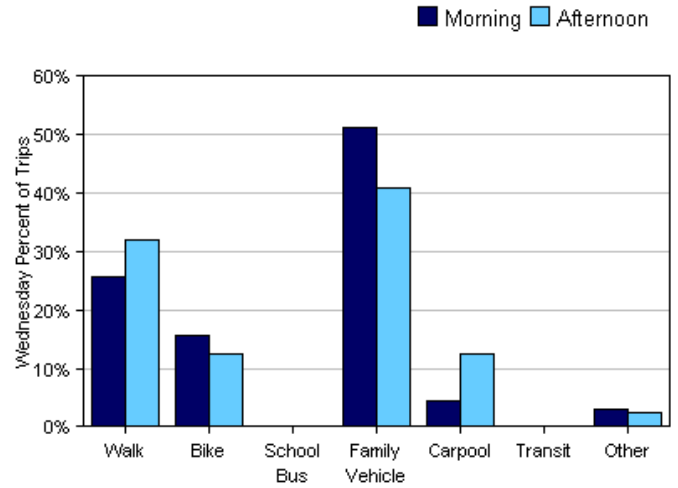
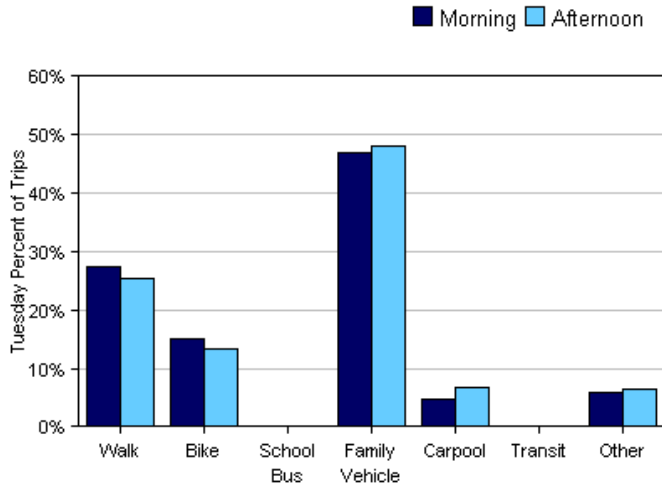


Morning and Afternoon Travel Mode Comparison

| | Number of Trips | Walk | Bike | School Bus | Family Vehicle | Carpool | Transit | Other |
|-----------|-----------------|------|------|------------|----------------|---------|---------|-------|
| Morning | 850 | 27% | 15% | 0% | 48% | 4% | 0% | 5% |
| Afternoon | 577 | 28% | 13% | 0% | 45% | 10% | 0% | 4% |

Percentages may not total 100% due to rounding.

Morning and Afternoon Travel Mode Comparison by Day

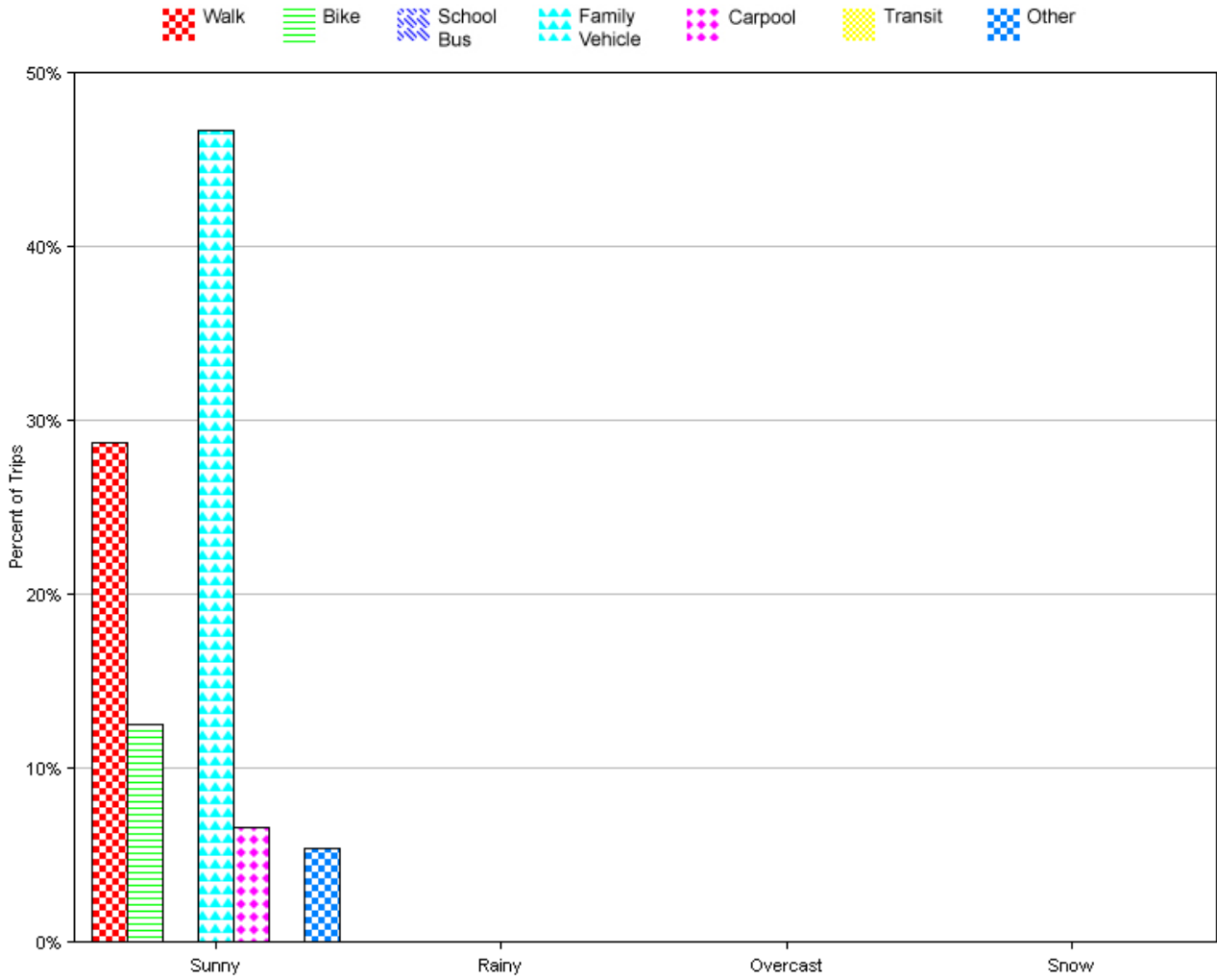


Morning and Afternoon Travel Mode Comparison by Day

| | Number of Trips | Walk | Bike | School Bus | Family Vehicle | Carpool | Transit | Other |
|--------------|-----------------|------|------|------------|----------------|---------|---------|-------|
| Tuesday AM | 288 | 27% | 15% | 0% | 47% | 5% | 0% | 6% |
| Tuesday PM | 204 | 25% | 13% | 0% | 48% | 7% | 0% | 6% |
| Wednesday AM | 273 | 26% | 16% | 0% | 51% | 4% | 0% | 3% |
| Wednesday PM | 169 | 32% | 12% | 0% | 41% | 12% | 0% | 2% |
| Thursday AM | 289 | 28% | 15% | 0% | 47% | 3% | 0% | 7% |
| Thursday PM | 204 | 28% | 13% | 0% | 46% | 10% | 0% | 3% |

Percentages may not total 100% due to rounding.

Travel Mode by Weather Conditions



Travel Mode by Weather Condition

| Weather Condition | Number of Trips | Walk | Bike | School Bus | Family Vehicle | Carpool | Transit | Other |
|-------------------|-----------------|------|------|------------|----------------|---------|---------|-------|
| Sunny | 591 | 29% | 13% | 0% | 47% | 7% | 0% | 5% |
| Rainy | 0 | 0% | 0% | 0% | 0% | 0% | 0% | 0% |
| Overcast | 0 | 0% | 0% | 0% | 0% | 0% | 0% | 0% |
| Snow | 0 | 0% | 0% | 0% | 0% | 0% | 0% | 0% |

Percentages may not total 100% due to rounding.