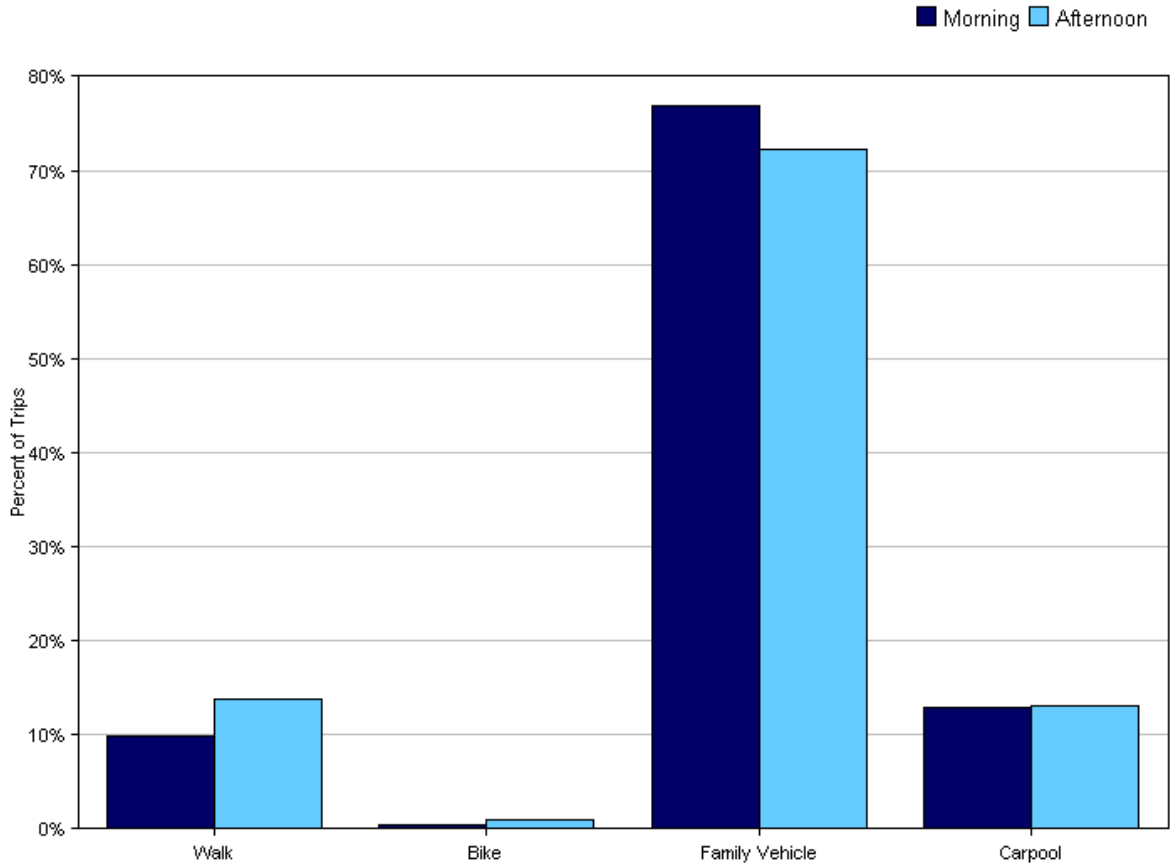


Tally Report

Program Name:	Safe Routes to School	Month and Year Collected:	May 2011
School Name:	Our Lady of Loretto School	Set ID:	6969
School Enrollment:	230	Date Report Generated:	06/13/2011
Enrollment within Grades Targeted by SRTS Program:	100	Number of Classrooms Included in Report:	8
Number of Classrooms in School:	9		

Morning and Afternoon Travel Mode Comparison

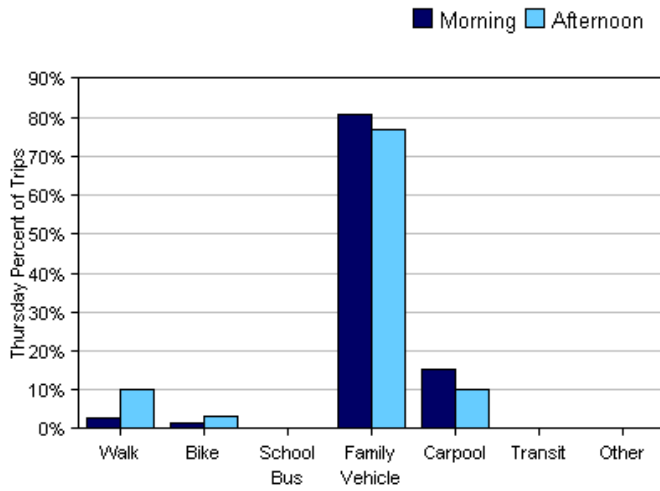
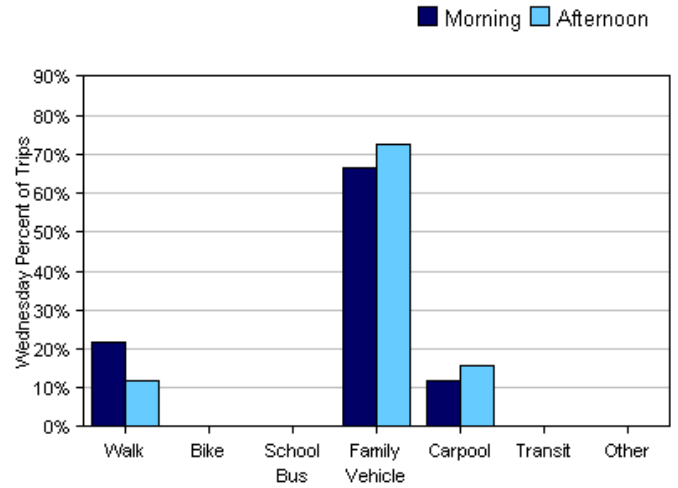
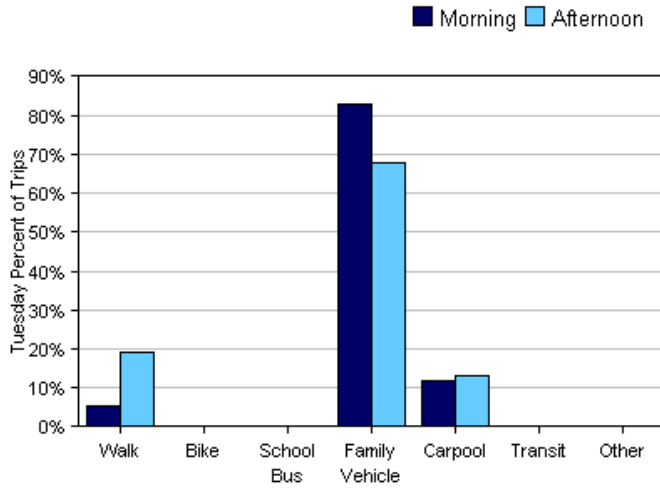


Morning and Afternoon Travel Mode Comparison

	Number of Trips	Walk	Bike	School Bus	Family Vehicle	Carpool	Transit	Other
Morning	457	10%	0.4%	0%	77%	13%	0%	0%
Afternoon	435	14%	0.9%	0%	72%	13%	0%	0%

Percentages may not total 100% due to rounding.

Morning and Afternoon Travel Mode Comparison by Day

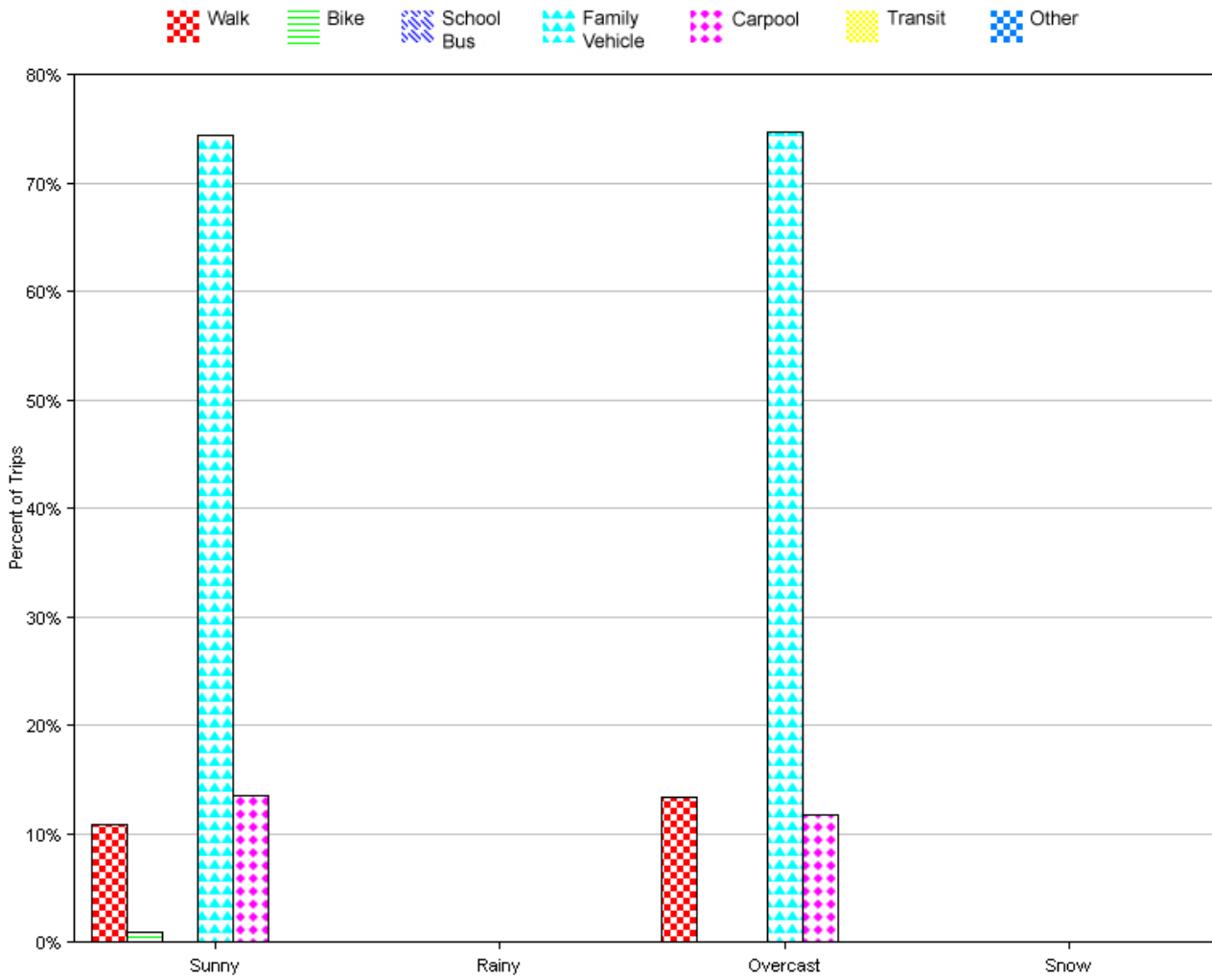


Morning and Afternoon Travel Mode Comparison by Day

	Number of Trips	Walk	Bike	School Bus	Family Vehicle	Carpool	Transit	Other
Tuesday AM	152	5%	0%	0%	83%	12%	0%	0%
Tuesday PM	152	19%	0%	0%	68%	13%	0%	0%
Wednesday AM	153	22%	0%	0%	67%	12%	0%	0%
Wednesday PM	153	12%	0%	0%	73%	16%	0%	0%
Thursday AM	152	3%	1%	0%	81%	15%	0%	0%
Thursday PM	130	10%	3%	0%	77%	10%	0%	0%

Percentages may not total 100% due to rounding.

Travel Mode by Weather Conditions



Travel Mode by Weather Condition

Weather Condition	Number of Trips	Walk	Bike	School Bus	Family Vehicle	Carpool	Transit	Other
Sunny	587	11%	1%	0%	74%	14%	0%	0%
Rainy	0	0%	0%	0%	0%	0%	0%	0%
Overcast	305	13%	0%	0%	75%	12%	0%	0%
Snow	0	0%	0%	0%	0%	0%	0%	0%

Percentages may not total 100% due to rounding.