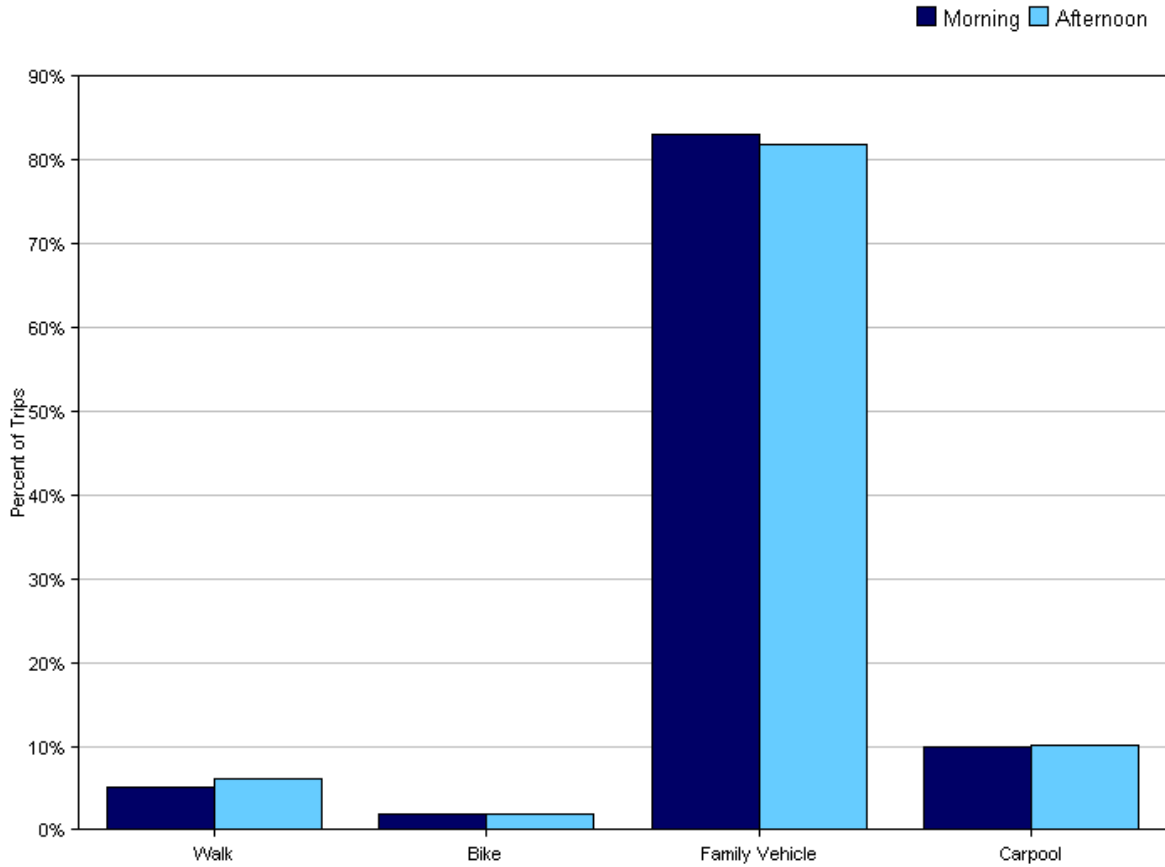


Tally Report Summary

Program Name:	Safe Routes to School	Month and Year Collected:	September 2011
School Name:	Our Lady of Loretto School	Set ID:	8056
School Enrollment:	227	Date Report Generated:	01/07/2012
Enrollment within Grades Targeted by SRTS Program:	227	Number of Classrooms Included in Report:	9
Number of Classrooms in School:	9		

This report contains information from parents about their children's trip to and from school. The data used in this report were collected using the in-class Student Travel Tally questionnaire from the National Center for Safe Routes to School.

Morning and Afternoon Travel Mode Comparison

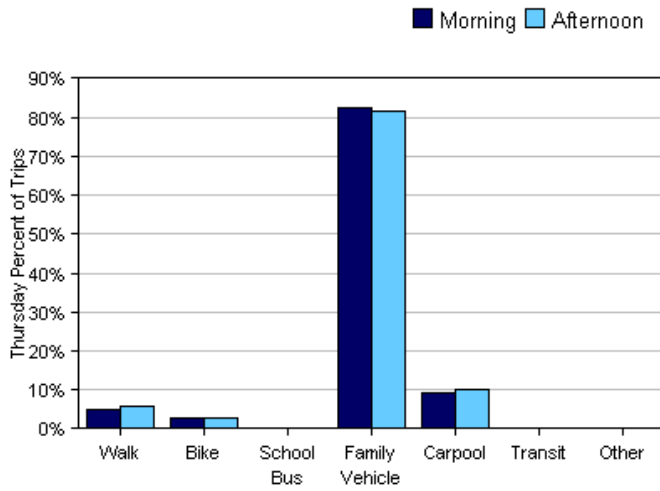
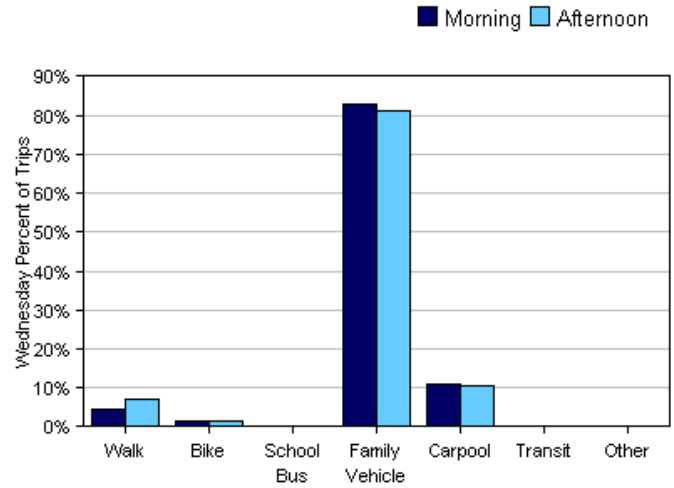
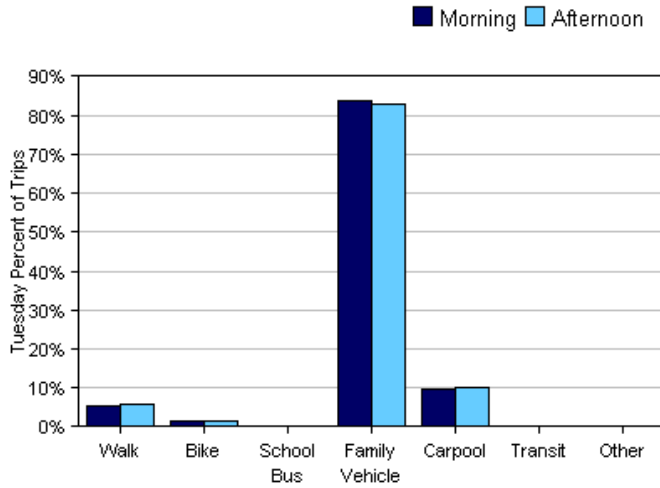


Morning and Afternoon Travel Mode Comparison

	Number of Trips	Walk	Bike	School Bus	Family Vehicle	Carpool	Transit	Other
Morning	636	5%	2%	0%	83%	10%	0%	0%
Afternoon	638	6%	2%	0%	82%	10%	0%	0%

Percentages may not total 100% due to rounding.

Morning and Afternoon Travel Mode Comparison by Day

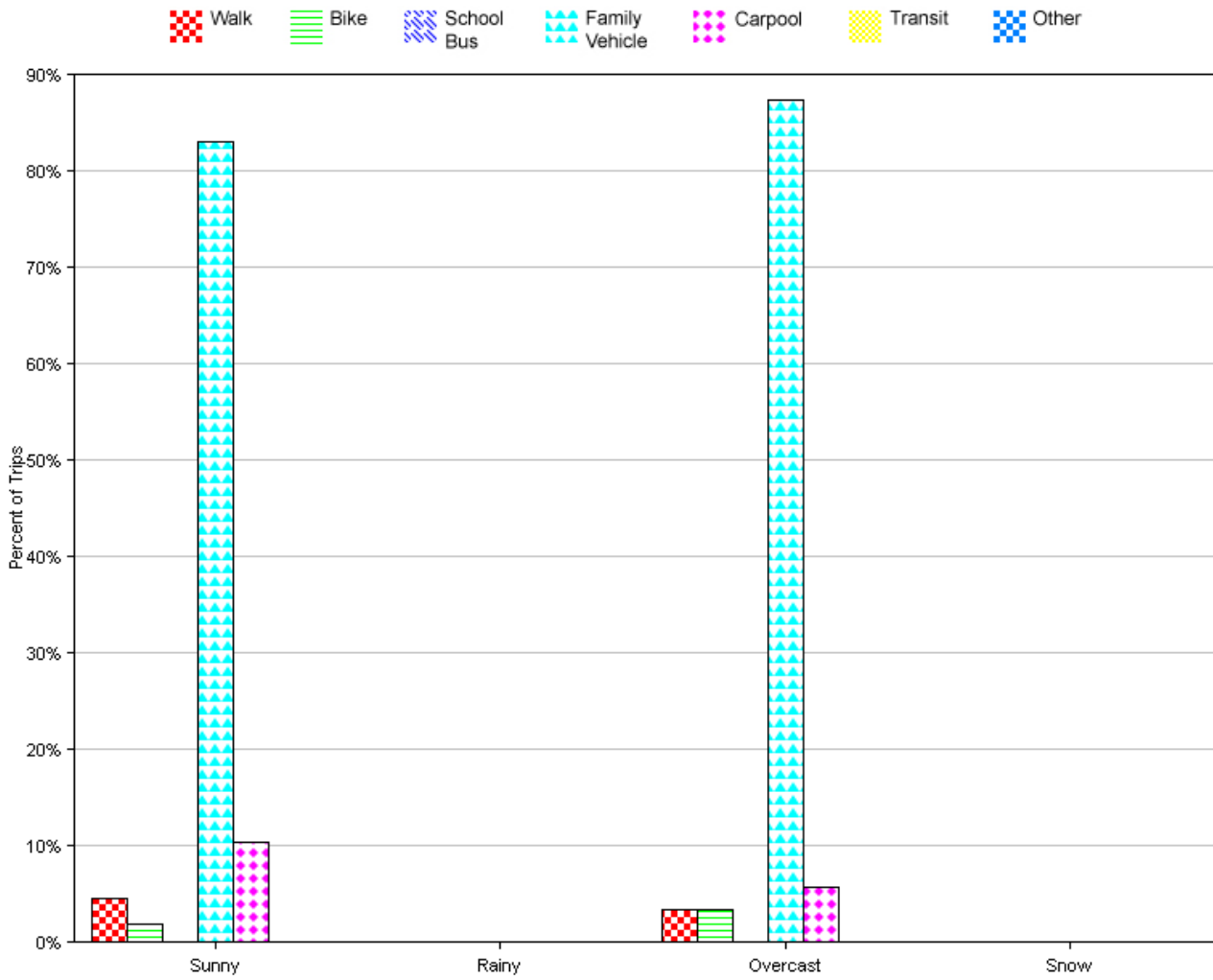


Morning and Afternoon Travel Mode Comparison by Day

	Number of Trips	Walk	Bike	School Bus	Family Vehicle	Carpool	Transit	Other
Tuesday AM	211	5%	1%	0%	84%	9%	0%	0%
Tuesday PM	214	6%	1%	0%	83%	10%	0%	0%
Wednesday AM	212	5%	1%	0%	83%	11%	0%	0%
Wednesday PM	212	7%	1%	0%	81%	10%	0%	0%
Thursday AM	213	5%	3%	0%	83%	9%	0%	0%
Thursday PM	212	6%	3%	0%	82%	10%	0%	0%

Percentages may not total 100% due to rounding.

Travel Mode by Weather Conditions



Travel Mode by Weather Condition

Weather Condition	Number of Trips	Walk	Bike	School Bus	Family Vehicle	Carpool	Transit	Other
Sunny	1059	5%	2%	0%	83%	10%	0%	0%
Rainy	0	0%	0%	0%	0%	0%	0%	0%
Overcast	87	3%	3%	0%	87%	6%	0%	0%
Snow	0	0%	0%	0%	0%	0%	0%	0%

Percentages may not total 100% due to rounding.