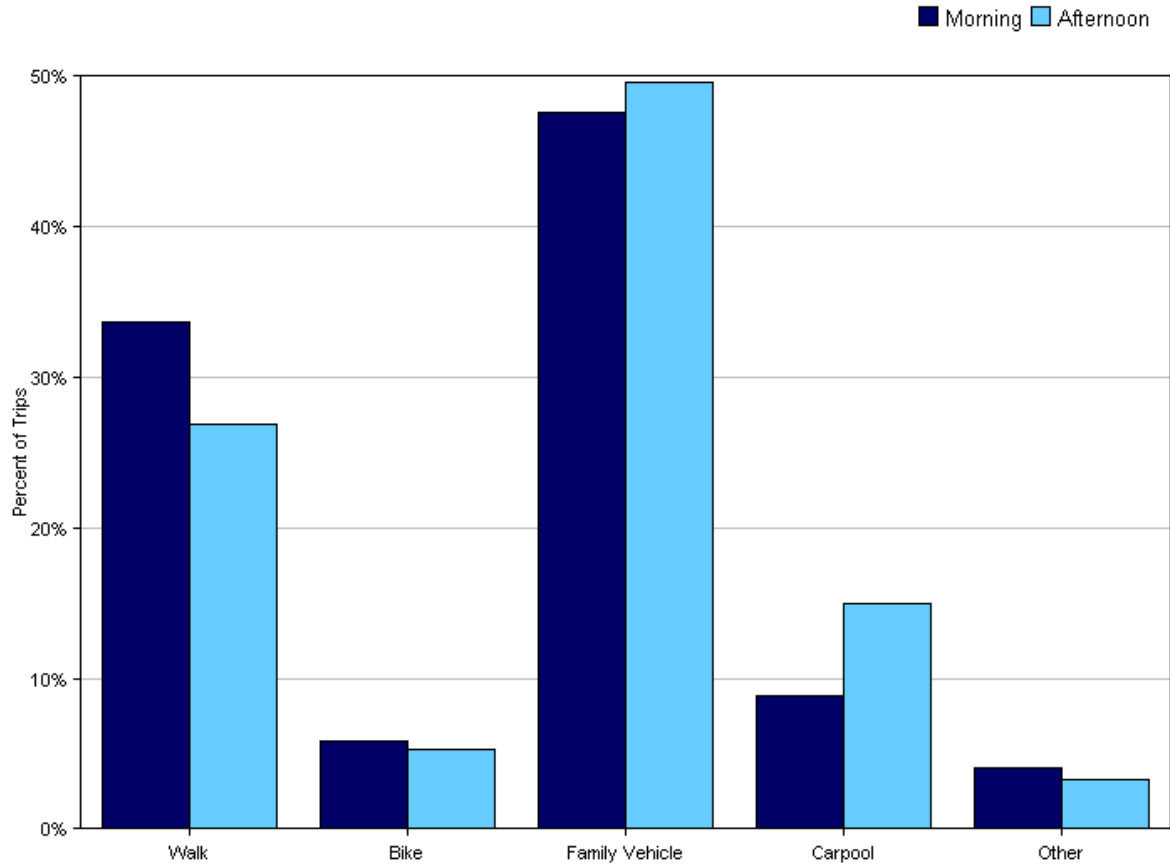


Tally Report

Program Name:	Safe Routes to School	Month and Year Collected:	May 2011
School Name:	Old Mill School	Set ID:	6947
School Enrollment:	314	Date Report Generated:	06/13/2011
Enrollment within Grades Targeted by SRTS Program:	314	Number of Classrooms Included in Report:	9
Number of Classrooms in School:	13		

Morning and Afternoon Travel Mode Comparison

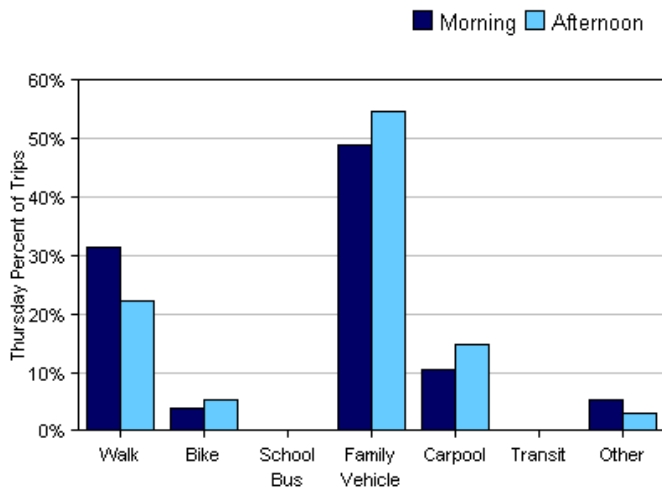
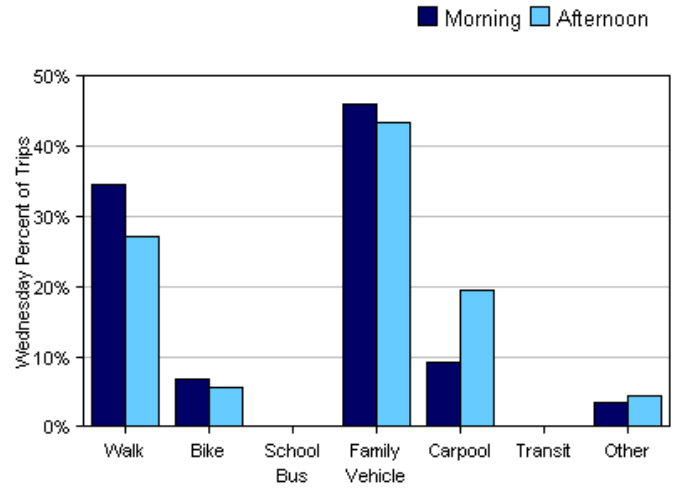
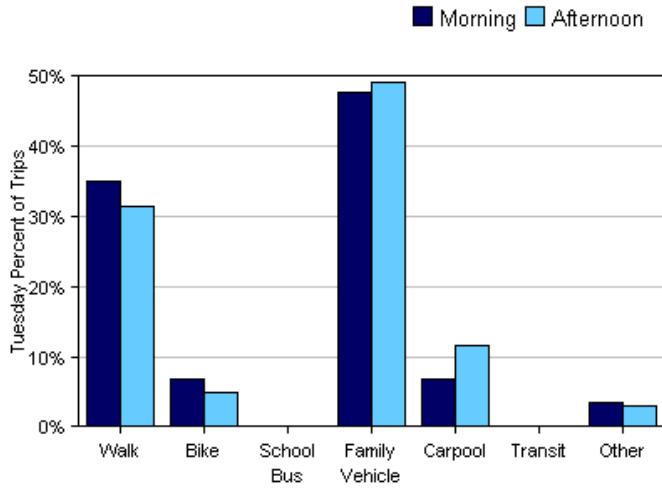


Morning and Afternoon Travel Mode Comparison

	Number of Trips	Walk	Bike	School Bus	Family Vehicle	Carpool	Transit	Other
Morning	618	34%	6%	0%	48%	9%	0%	4%
Afternoon	569	27%	5%	0%	50%	15%	0%	3%

Percentages may not total 100% due to rounding.

Morning and Afternoon Travel Mode Comparison by Day

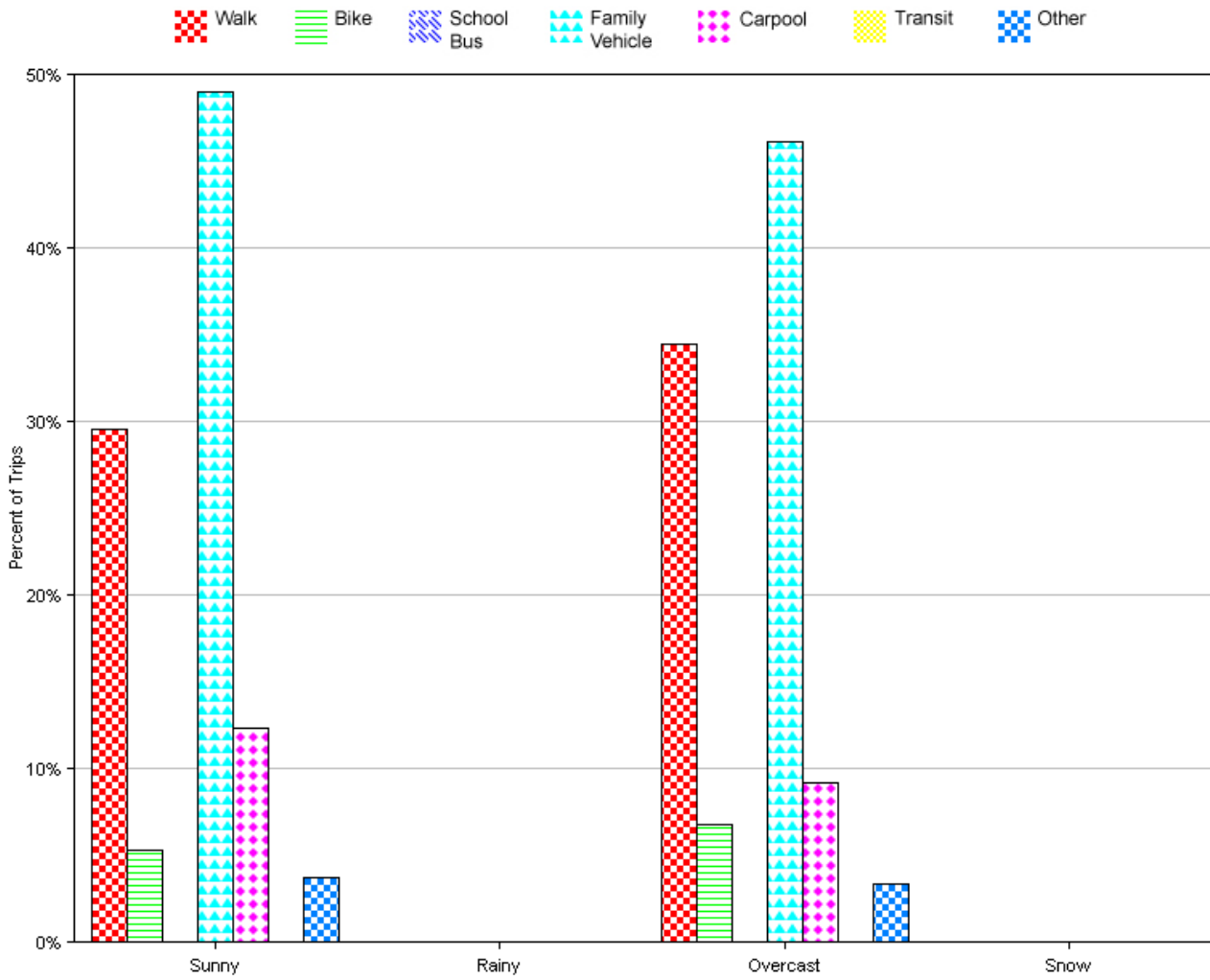


Morning and Afternoon Travel Mode Comparison by Day

	Number of Trips	Walk	Bike	School Bus	Family Vehicle	Carpool	Transit	Other
Tuesday AM	203	35%	7%	0%	48%	7%	0%	3%
Tuesday PM	207	31%	5%	0%	49%	12%	0%	3%
Wednesday AM	206	34%	7%	0%	46%	9%	0%	3%
Wednesday PM	159	27%	6%	0%	43%	19%	0%	4%
Thursday AM	209	32%	4%	0%	49%	11%	0%	5%
Thursday PM	203	22%	5%	0%	55%	15%	0%	3%

Percentages may not total 100% due to rounding.

Travel Mode by Weather Conditions



Travel Mode by Weather Condition

Weather Condition	Number of Trips	Walk	Bike	School Bus	Family Vehicle	Carpool	Transit	Other
Sunny	981	30%	5%	0%	49%	12%	0%	4%
Rainy	0	0%	0%	0%	0%	0%	0%	0%
Overcast	206	34%	7%	0%	46%	9%	0%	3%
Snow	0	0%	0%	0%	0%	0%	0%	0%

Percentages may not total 100% due to rounding.