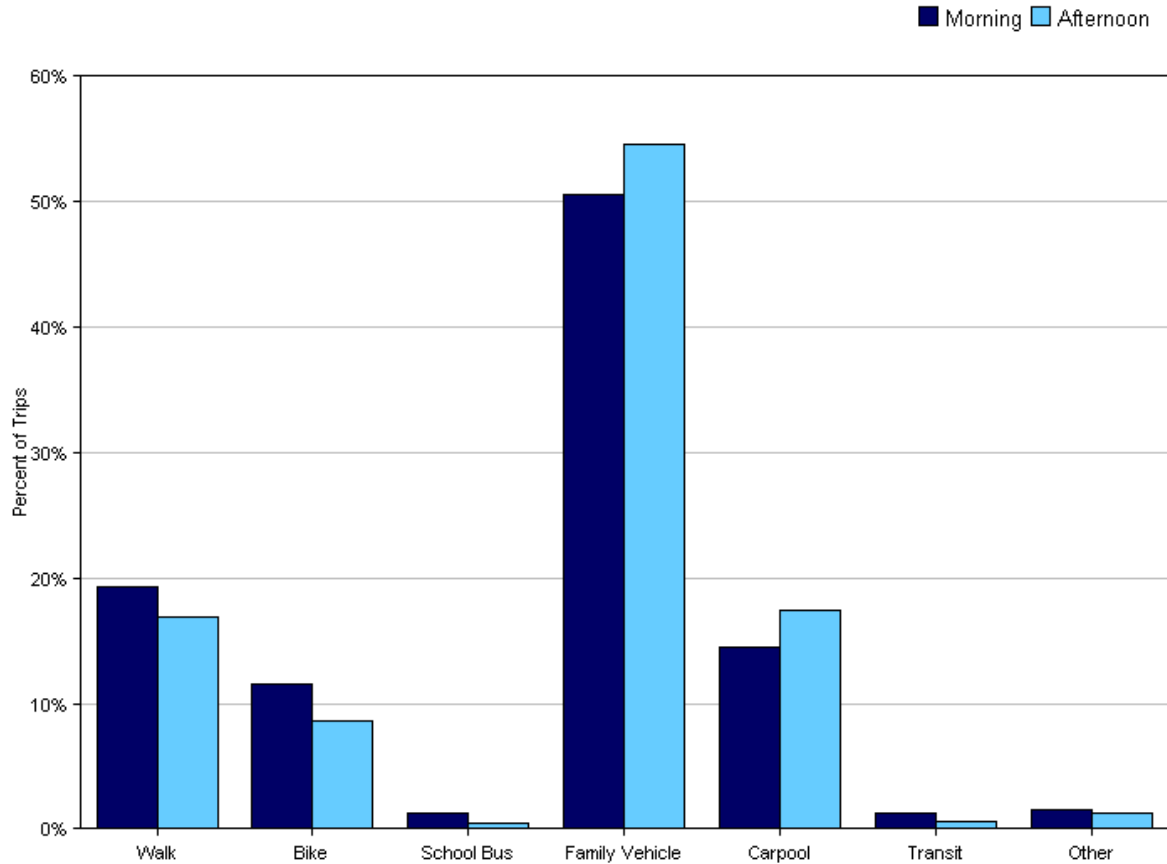


Tally Report

| | | | |
|---|-----------------------|---|------------|
| Program Name: | Safe Routes to School | Month and Year Collected: | May 2011 |
| School Name: | Neil Cummins | Set ID: | 6989 |
| School Enrollment: | 762 | Date Report Generated: | 06/13/2011 |
| Enrollment within Grades Targeted by SRTS Program: | 762 | Number of Classrooms Included in Report: | 22 |
| Number of Classrooms in School: | 37 | | |

Morning and Afternoon Travel Mode Comparison

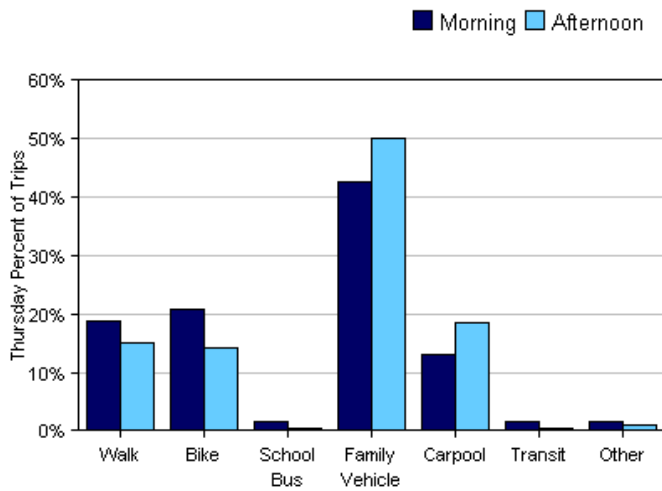
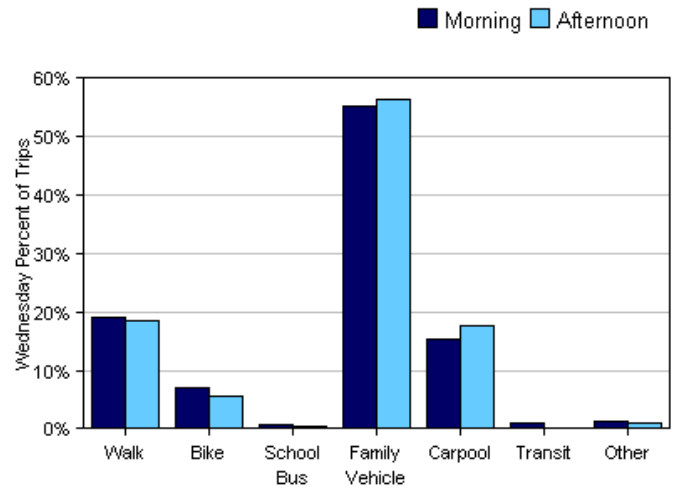
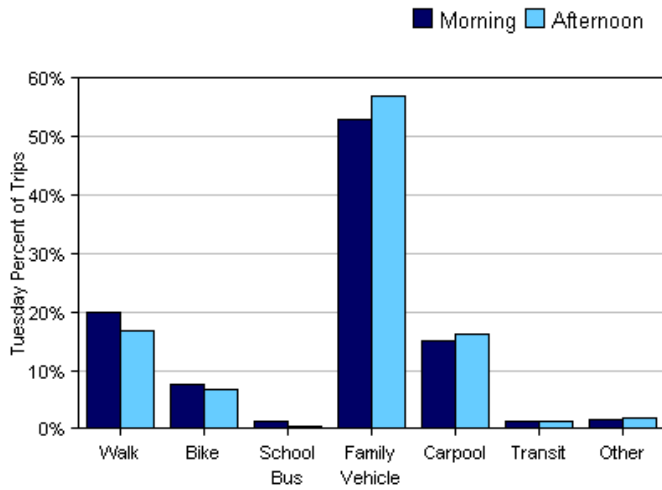


Morning and Afternoon Travel Mode Comparison

| | Number of Trips | Walk | Bike | School Bus | Family Vehicle | Carpool | Transit | Other |
|-----------|-----------------|------|------|------------|----------------|---------|---------|-------|
| Morning | 1283 | 19% | 12% | 1% | 51% | 14% | 1% | 1% |
| Afternoon | 1267 | 17% | 9% | 0.5% | 55% | 17% | 0.6% | 1% |

Percentages may not total 100% due to rounding.

Morning and Afternoon Travel Mode Comparison by Day

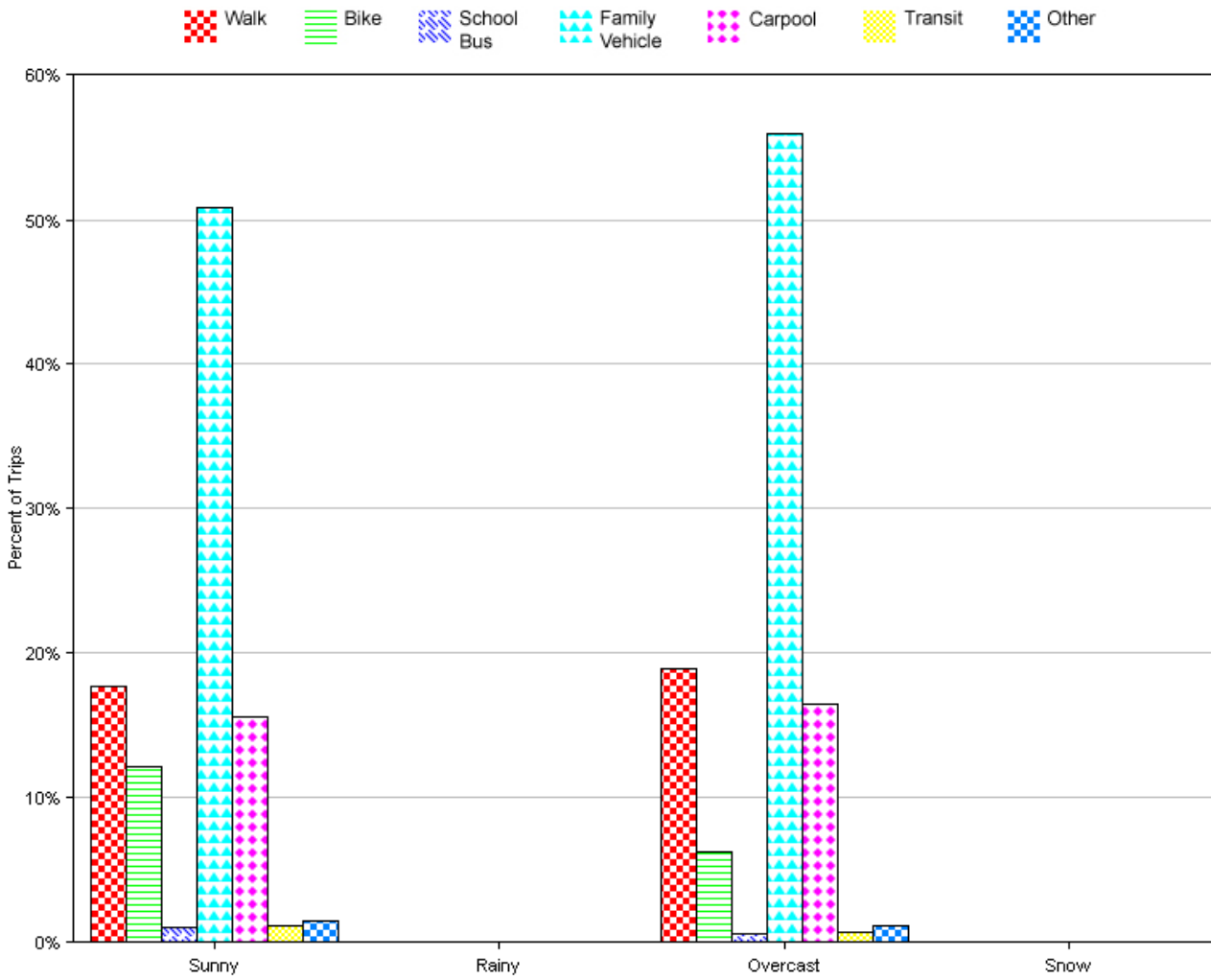


Morning and Afternoon Travel Mode Comparison by Day

| | Number of Trips | Walk | Bike | School Bus | Family Vehicle | Carpool | Transit | Other |
|--------------|-----------------|------|------|------------|----------------|---------|---------|-------|
| Tuesday AM | 428 | 20% | 7% | 1% | 53% | 15% | 1% | 2% |
| Tuesday PM | 429 | 17% | 7% | 0.5% | 57% | 16% | 1% | 2% |
| Wednesday AM | 448 | 19% | 7% | 0.7% | 55% | 15% | 1% | 1% |
| Wednesday PM | 441 | 19% | 6% | 0.5% | 56% | 18% | 0.2% | 0.9% |
| Thursday AM | 407 | 19% | 21% | 2% | 43% | 13% | 1% | 1% |
| Thursday PM | 397 | 15% | 14% | 0.5% | 50% | 19% | 0.5% | 1% |

Percentages may not total 100% due to rounding.

Travel Mode by Weather Conditions



Travel Mode by Weather Condition

| Weather Condition | Number of Trips | Walk | Bike | School Bus | Family Vehicle | Carpool | Transit | Other |
|-------------------|-----------------|------|------|------------|----------------|---------|---------|-------|
| Sunny | 1661 | 18% | 12% | 1% | 51% | 16% | 1% | 2% |
| Rainy | 0 | 0% | 0% | 0% | 0% | 0% | 0% | 0% |
| Overcast | 889 | 19% | 6% | 0.6% | 56% | 17% | 0.7% | 1% |
| Snow | 0 | 0% | 0% | 0% | 0% | 0% | 0% | 0% |

Percentages may not total 100% due to rounding.