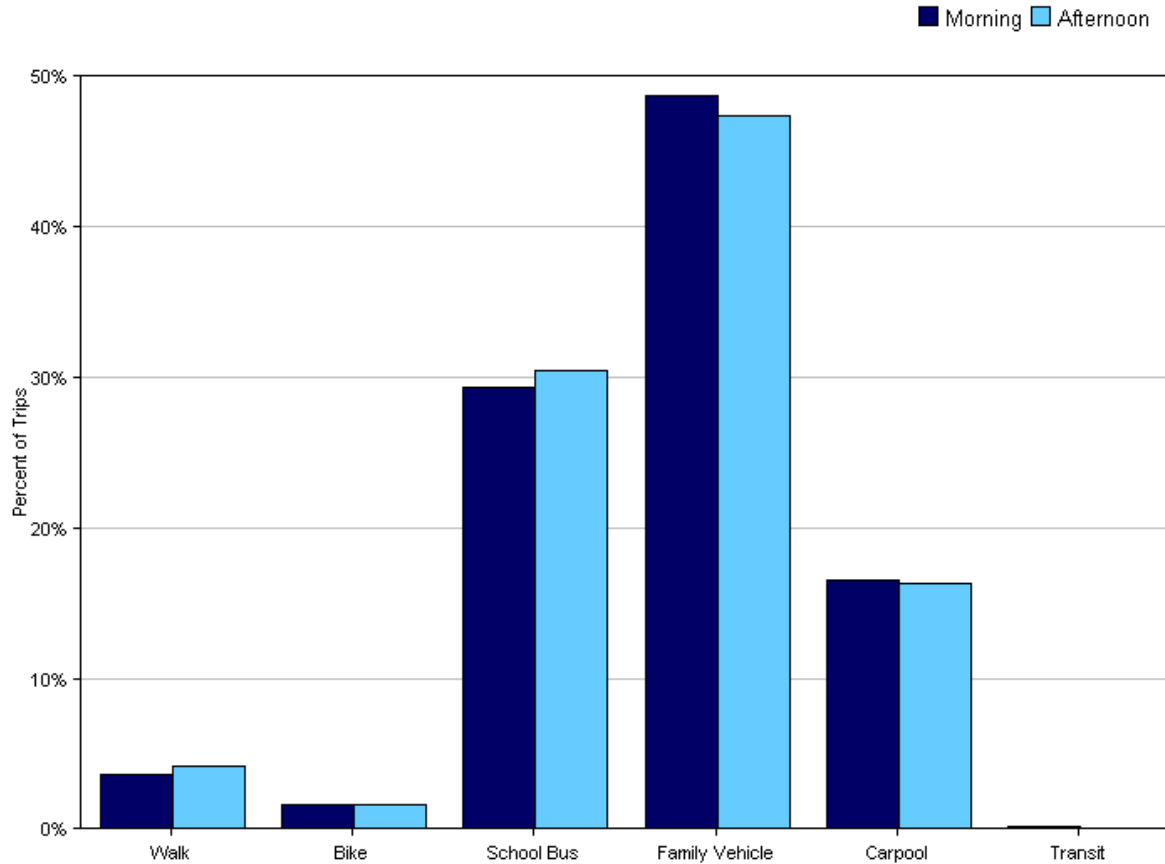


## Tally Report

<b>Program Name:</b>	Safe Routes to School	<b>Month and Year Collected:</b>	May 2011
<b>School Name:</b>	Mt Tamalpais School	<b>Set ID:</b>	6774
<b>School Enrollment:</b>	240	<b>Date Report Generated:</b>	06/13/2011
<b>Enrollment within Grades Targeted by SRTS Program:</b>	240	<b>Number of Classrooms Included in Report:</b>	10
<b>Number of Classrooms in School:</b>	8		

### Morning and Afternoon Travel Mode Comparison

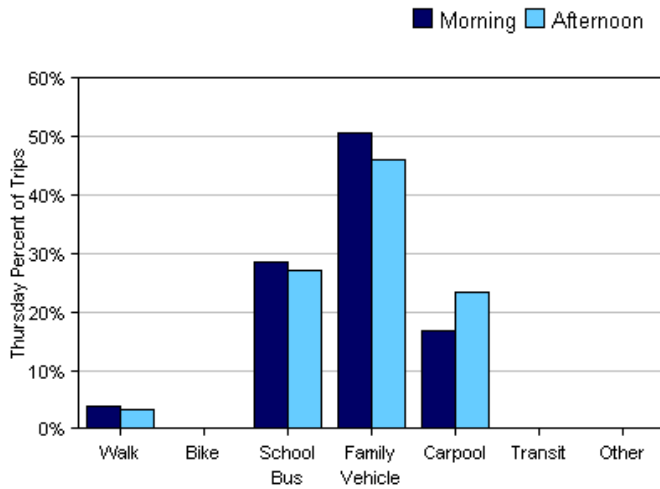
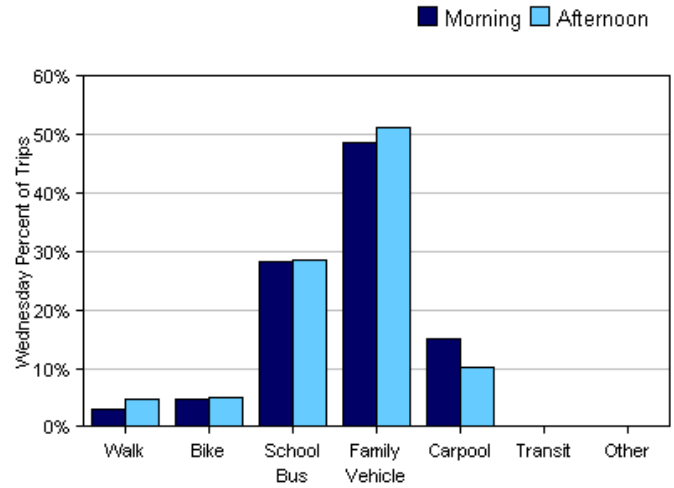
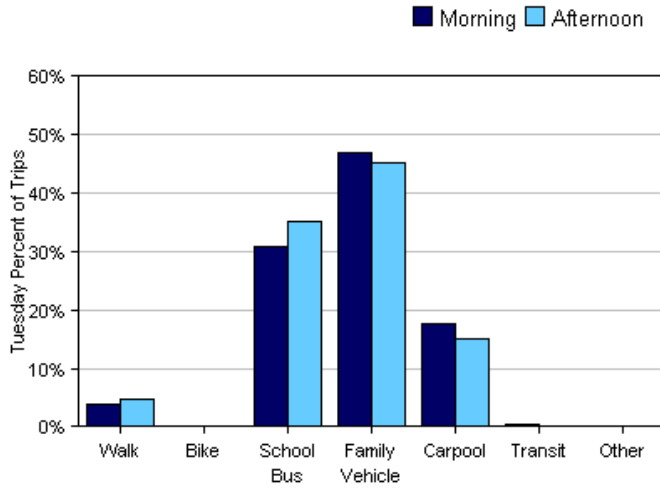


### Morning and Afternoon Travel Mode Comparison

	Number of Trips	Walk	Bike	School Bus	Family Vehicle	Carpool	Transit	Other
Morning	804	4%	2%	29%	49%	17%	0.1%	0%
Afternoon	759	4%	2%	30%	47%	16%	0%	0%

Percentages may not total 100% due to rounding.

### Morning and Afternoon Travel Mode Comparison by Day

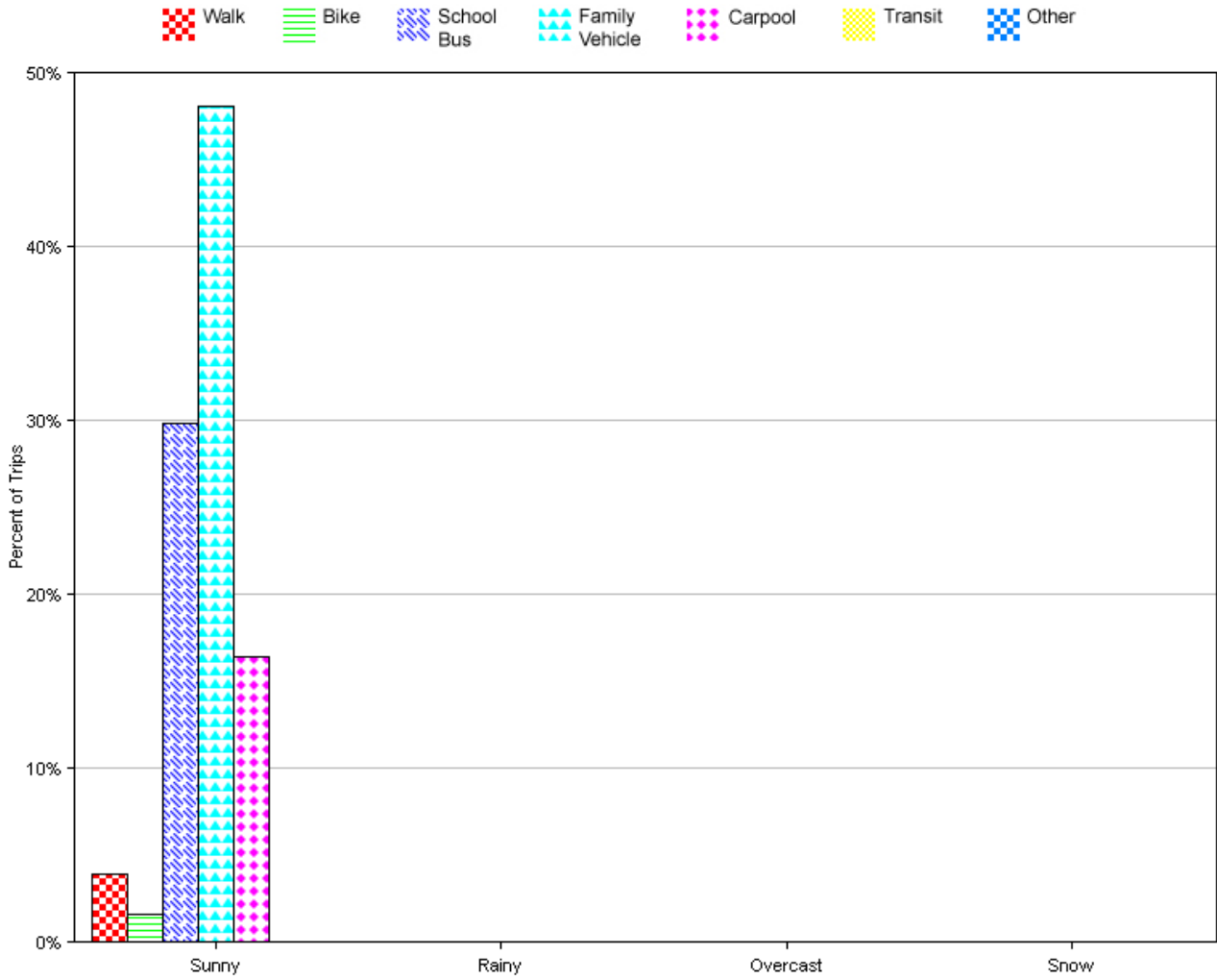


### Morning and Afternoon Travel Mode Comparison by Day

	Number of Trips	Walk	Bike	School Bus	Family Vehicle	Carpool	Transit	Other
Tuesday AM	281	4%	0%	31%	47%	18%	0.4%	0%
Tuesday PM	274	5%	0%	35%	45%	15%	0%	0%
Wednesday AM	271	3%	5%	28%	49%	15%	0%	0%
Wednesday PM	234	5%	5%	29%	51%	10%	0%	0%
Thursday AM	252	4%	0%	29%	51%	17%	0%	0%
Thursday PM	251	3%	0%	27%	46%	24%	0%	0%

Percentages may not total 100% due to rounding.

### Travel Mode by Weather Conditions



### Travel Mode by Weather Condition

Weather Condition	Number of Trips	Walk	Bike	School Bus	Family Vehicle	Carpool	Transit	Other
Sunny	1563	4%	2%	30%	48%	16%	0.1%	0%
Rainy	0	0%	0%	0%	0%	0%	0%	0%
Overcast	0	0%	0%	0%	0%	0%	0%	0%
Snow	0	0%	0%	0%	0%	0%	0%	0%

Percentages may not total 100% due to rounding.