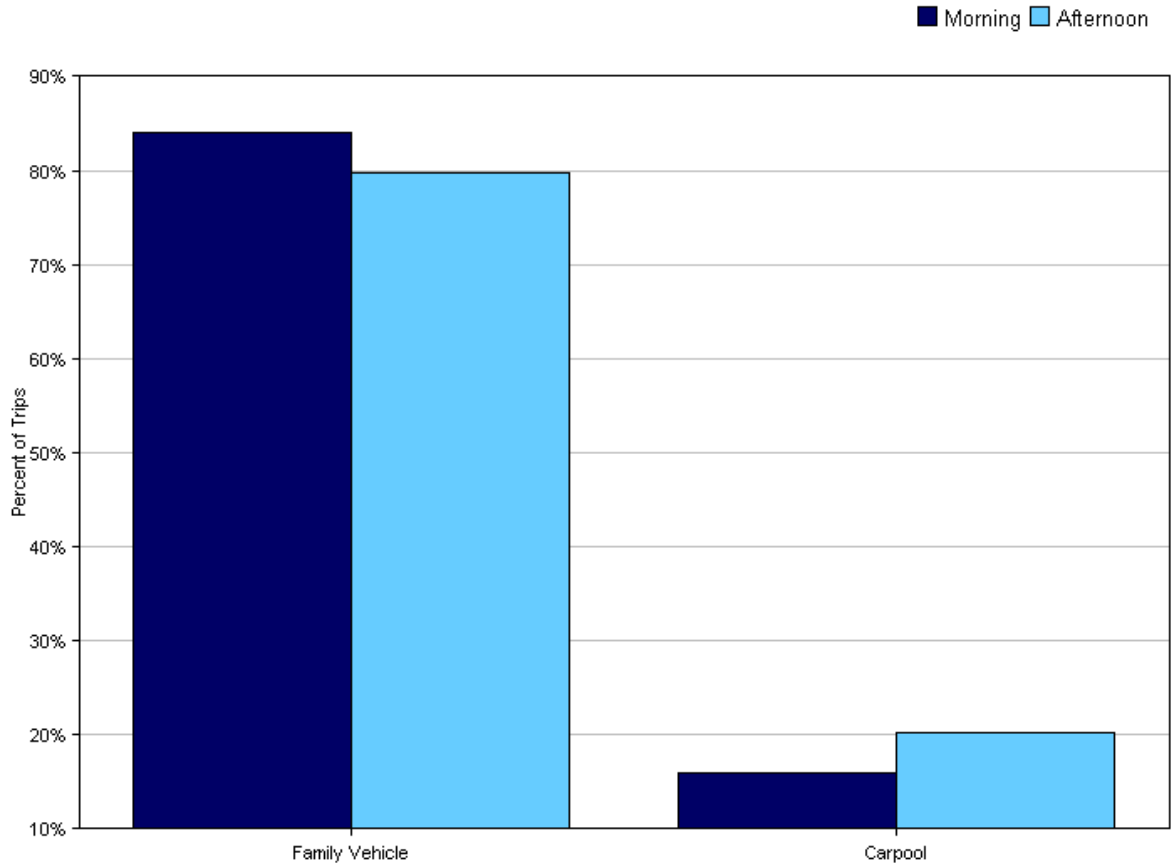


Tally Report

Program Name:	Safe Routes to School	Month and Year Collected:	May 2011
School Name:	Lycee Francais	Set ID:	6994
School Enrollment:	225	Date Report Generated:	06/22/2011
Enrollment within Grades Targeted by SRTS Program:	225	Number of Classrooms Included in Report:	5
Number of Classrooms in School:	8		

Morning and Afternoon Travel Mode Comparison

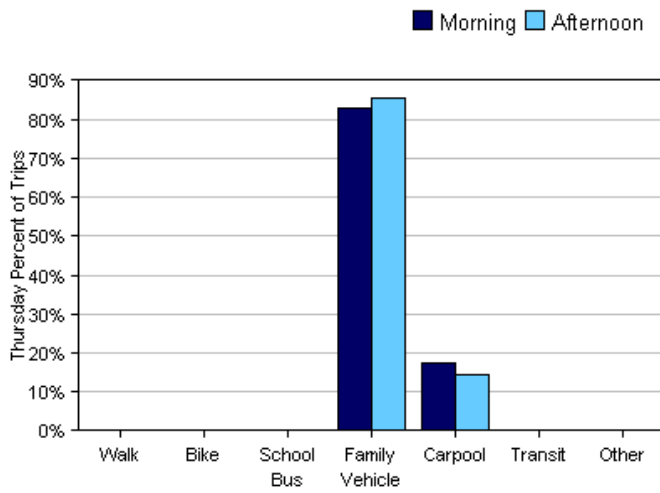
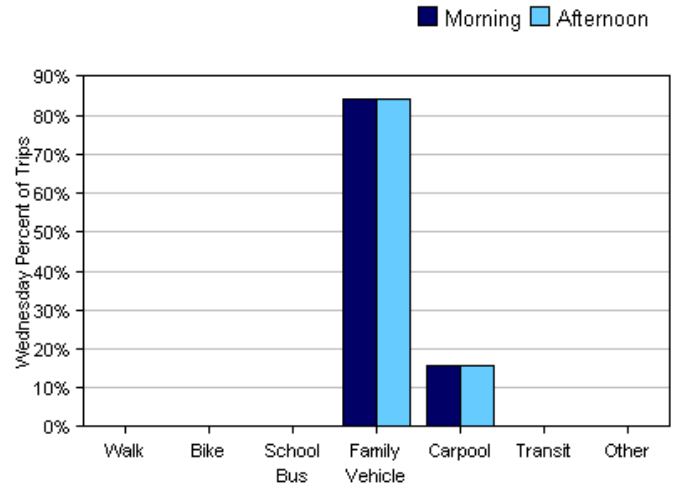
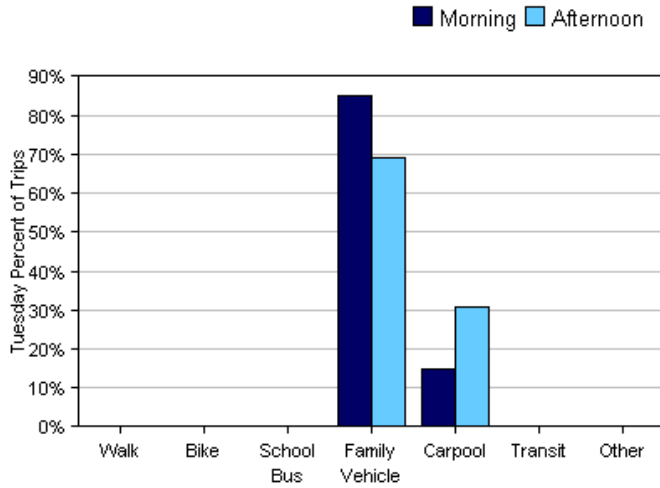


Morning and Afternoon Travel Mode Comparison

	Number of Trips	Walk	Bike	School Bus	Family Vehicle	Carpool	Transit	Other
Morning	306	0%	0%	0%	84%	16%	0%	0%
Afternoon	306	0%	0%	0%	80%	20%	0%	0%

Percentages may not total 100% due to rounding.

Morning and Afternoon Travel Mode Comparison by Day

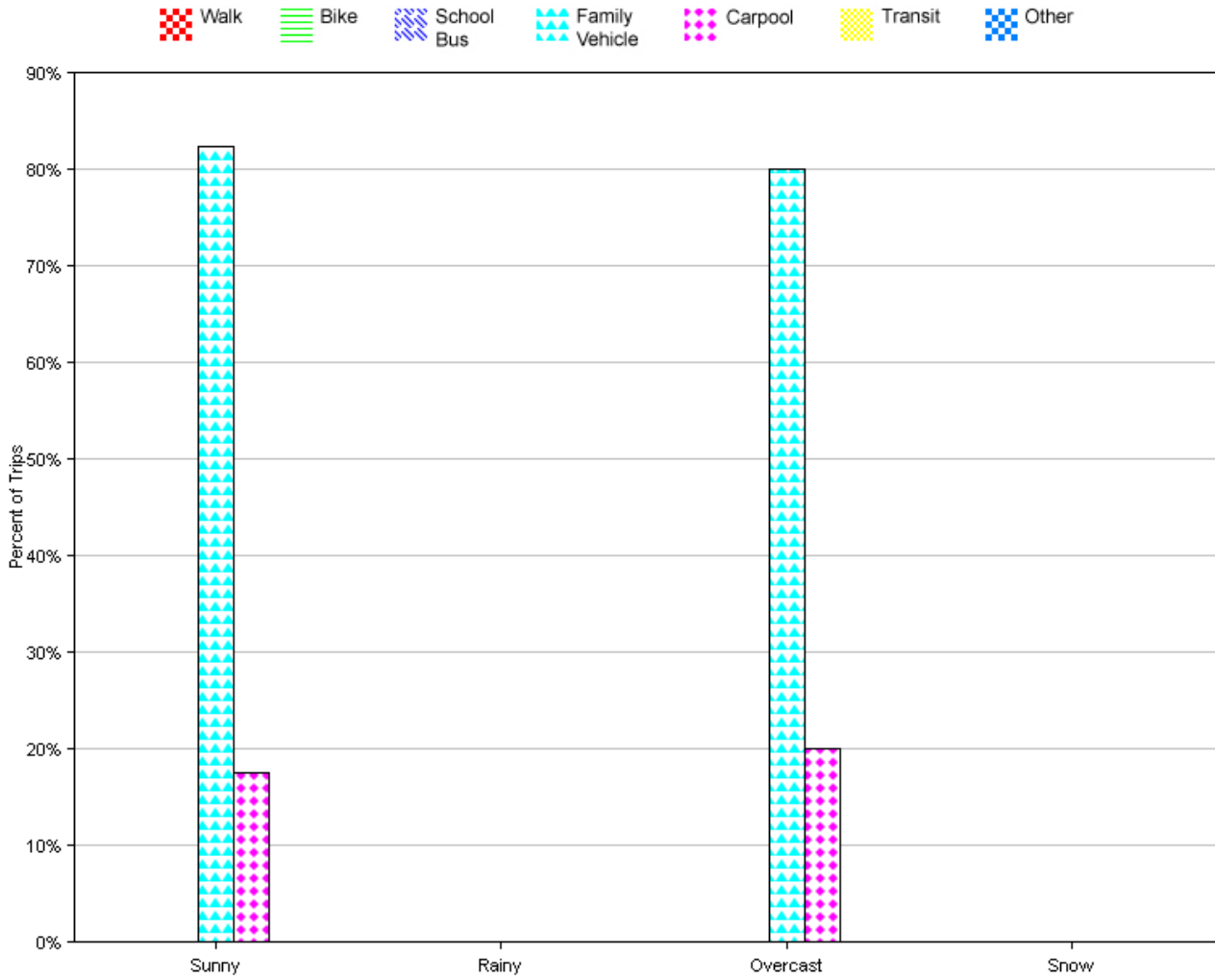


Morning and Afternoon Travel Mode Comparison by Day

	Number of Trips	Walk	Bike	School Bus	Family Vehicle	Carpool	Transit	Other
Tuesday AM	100	0%	0%	0%	85%	15%	0%	0%
Tuesday PM	100	0%	0%	0%	69%	31%	0%	0%
Wednesday AM	102	0%	0%	0%	84%	16%	0%	0%
Wednesday PM	102	0%	0%	0%	84%	16%	0%	0%
Thursday AM	104	0%	0%	0%	83%	17%	0%	0%
Thursday PM	104	0%	0%	0%	86%	14%	0%	0%

Percentages may not total 100% due to rounding.

Travel Mode by Weather Conditions



Travel Mode by Weather Condition

Weather Condition	Number of Trips	Walk	Bike	School Bus	Family Vehicle	Carpool	Transit	Other
Sunny	472	0%	0%	0%	82%	18%	0%	0%
Rainy	0	0%	0%	0%	0%	0%	0%	0%
Overcast	140	0%	0%	0%	80%	20%	0%	0%
Snow	0	0%	0%	0%	0%	0%	0%	0%

Percentages may not total 100% due to rounding.