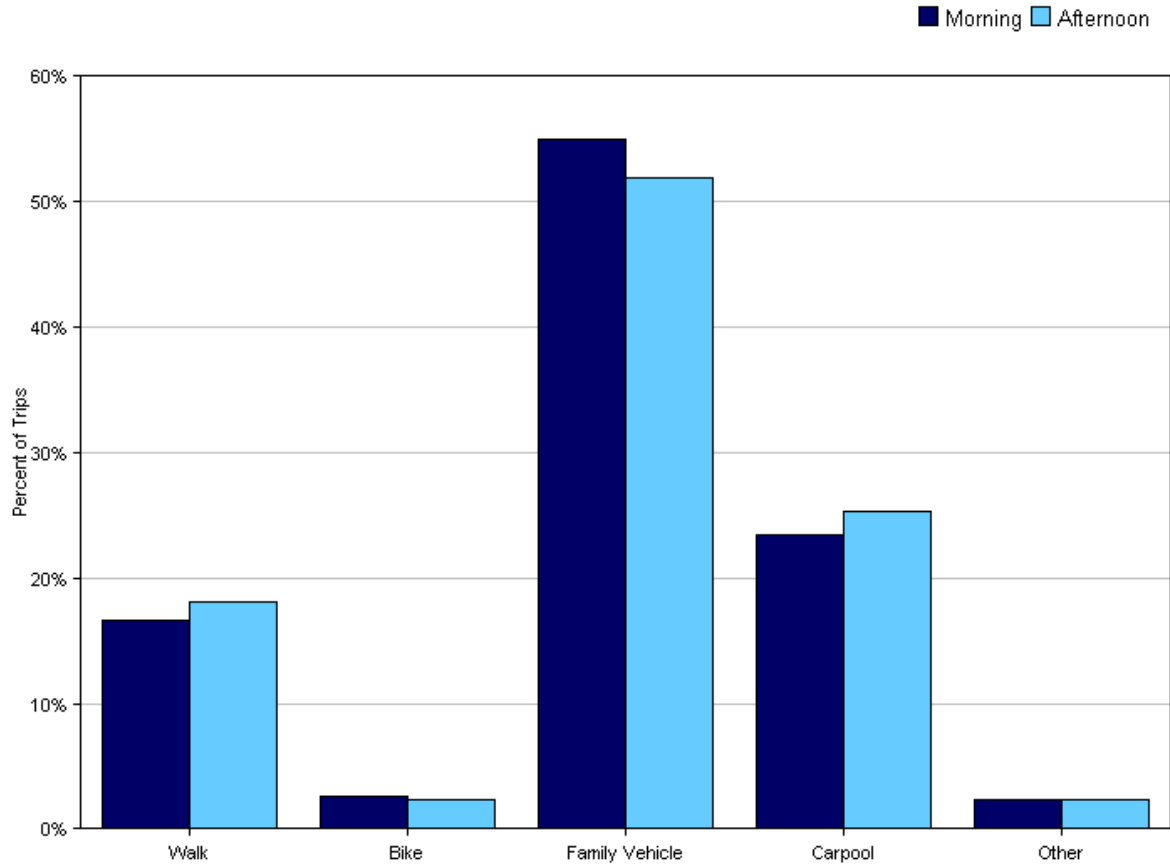


Tally Report

Program Name:	Safe Routes to School	Month and Year Collected:	May 2011
School Name:	Loma Verde	Set ID:	6811
School Enrollment:	420	Date Report Generated:	06/13/2011
Enrollment within Grades Targeted by SRTS Program:	420	Number of Classrooms Included in Report:	17
Number of Classrooms in School:	20		

Morning and Afternoon Travel Mode Comparison

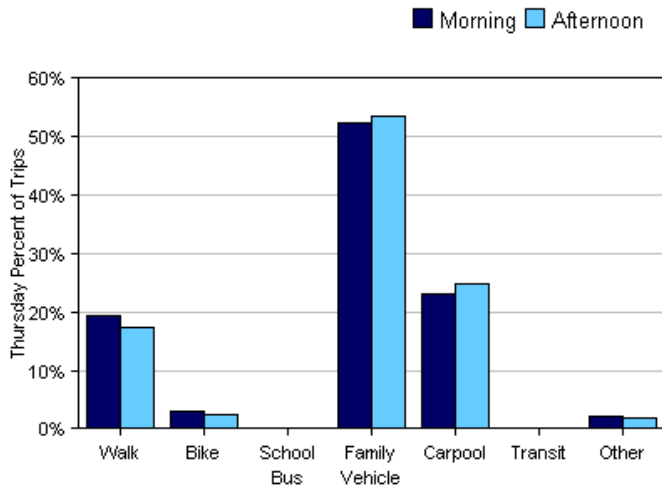
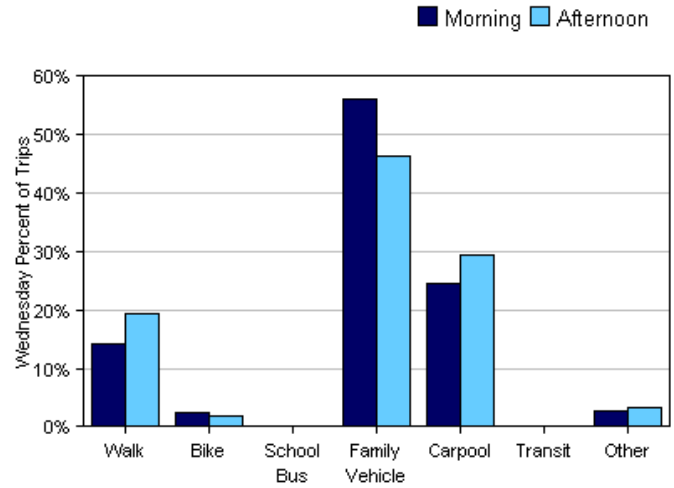
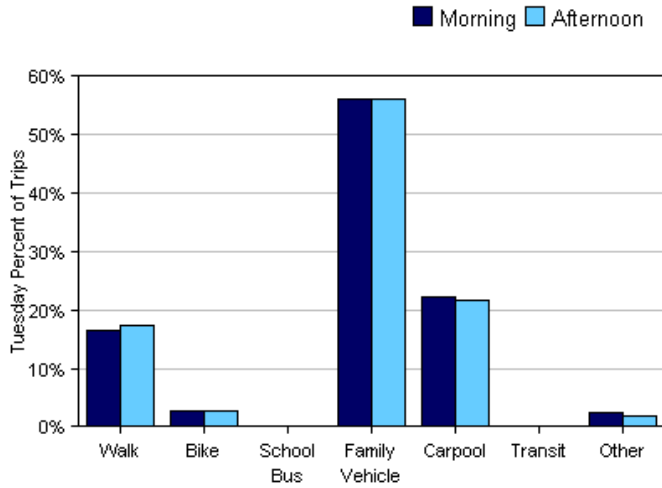


Morning and Afternoon Travel Mode Comparison

	Number of Trips	Walk	Bike	School Bus	Family Vehicle	Carpool	Transit	Other
Morning	1017	17%	3%	0%	55%	23%	0%	2%
Afternoon	985	18%	2%	0%	52%	25%	0%	2%

Percentages may not total 100% due to rounding.

Morning and Afternoon Travel Mode Comparison by Day

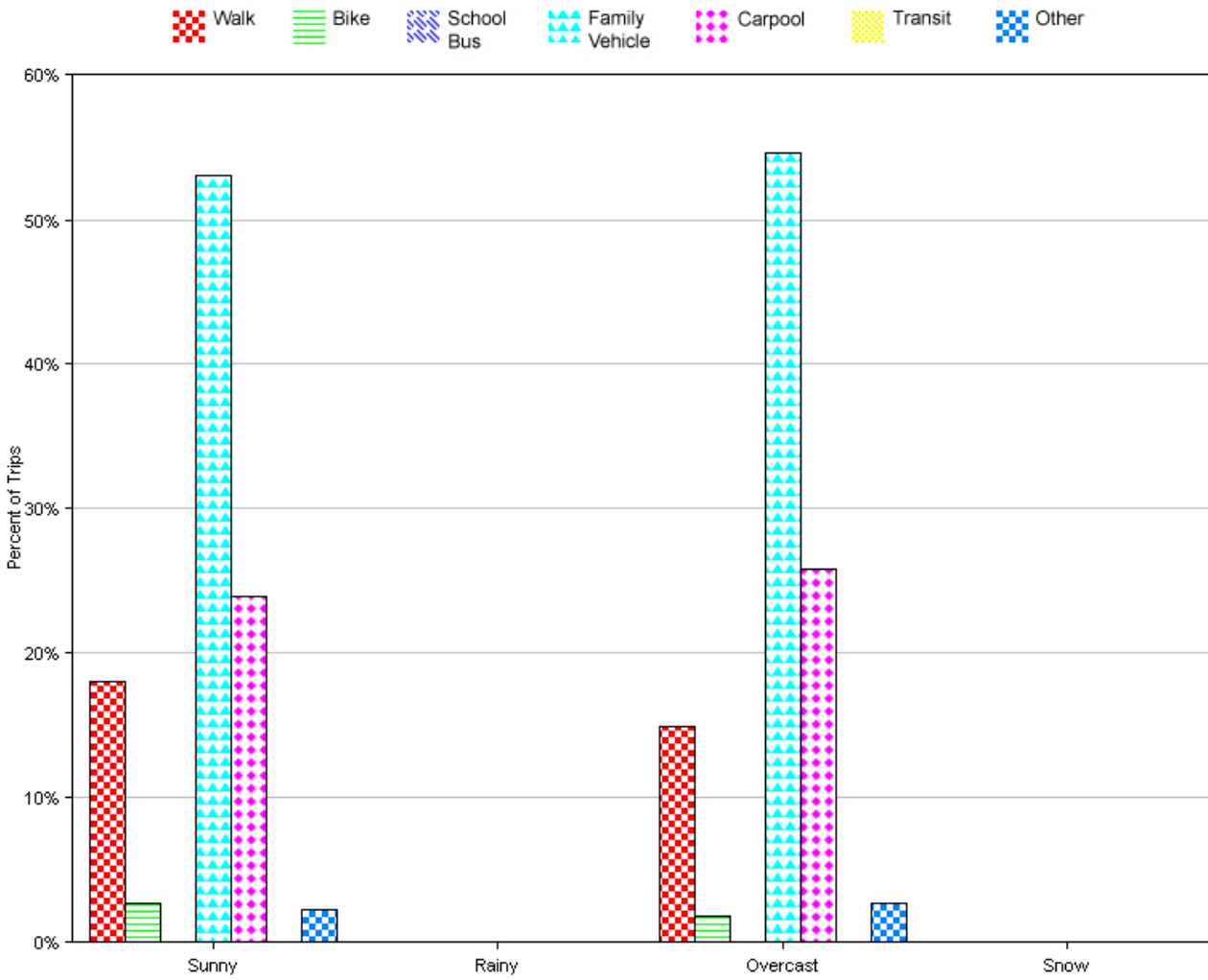


Morning and Afternoon Travel Mode Comparison by Day

	Number of Trips	Walk	Bike	School Bus	Family Vehicle	Carpool	Transit	Other
Tuesday AM	335	16%	3%	0%	56%	22%	0%	2%
Tuesday PM	322	17%	3%	0%	56%	22%	0%	2%
Wednesday AM	345	14%	2%	0%	56%	25%	0%	3%
Wednesday PM	344	19%	2%	0%	46%	29%	0%	3%
Thursday AM	337	19%	3%	0%	53%	23%	0%	2%
Thursday PM	319	17%	3%	0%	54%	25%	0%	2%

Percentages may not total 100% due to rounding.

Travel Mode by Weather Conditions



Travel Mode by Weather Condition

Weather Condition	Number of Trips	Walk	Bike	School Bus	Family Vehicle	Carpool	Transit	Other
Sunny	1515	18%	3%	0%	53%	24%	0%	2%
Rainy	0	0%	0%	0%	0%	0%	0%	0%
Overcast	487	15%	2%	0%	55%	26%	0%	3%
Snow	0	0%	0%	0%	0%	0%	0%	0%

Percentages may not total 100% due to rounding.