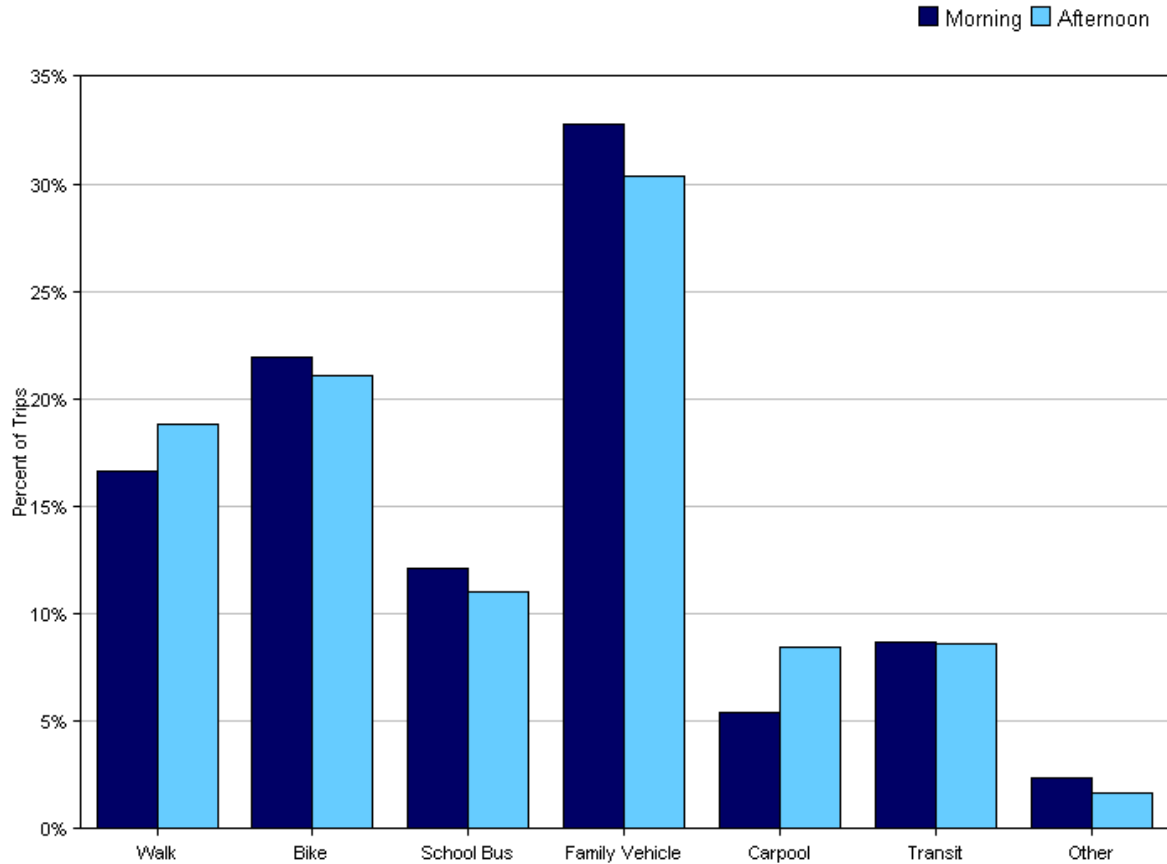


Tally Report

Program Name:	Safe Routes to School	Month and Year Collected:	September 2010
School Name:	Hall Middle School	Set ID:	5121
School Enrollment:	555	Date Report Generated:	12/09/2010
Enrollment within Grades Targeted by SRTS Program:	555	Number of Classrooms Included in Report:	23
Number of Classrooms in School:	33		

Morning and Afternoon Travel Mode Comparison

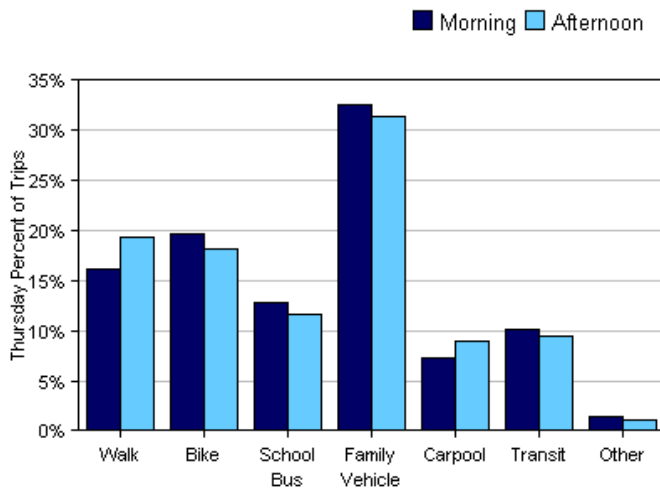
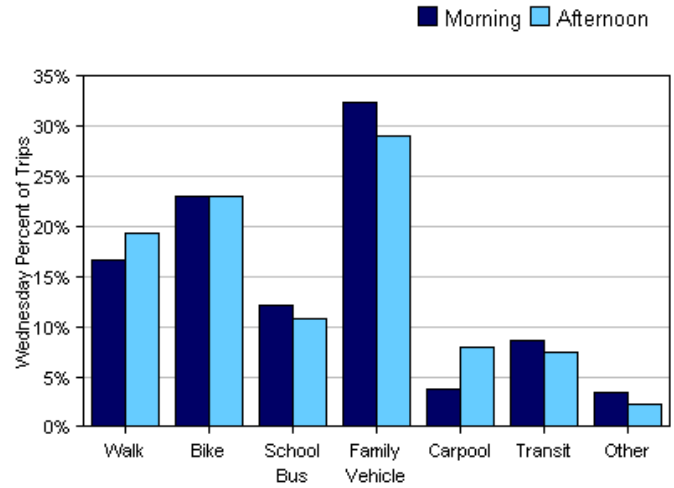
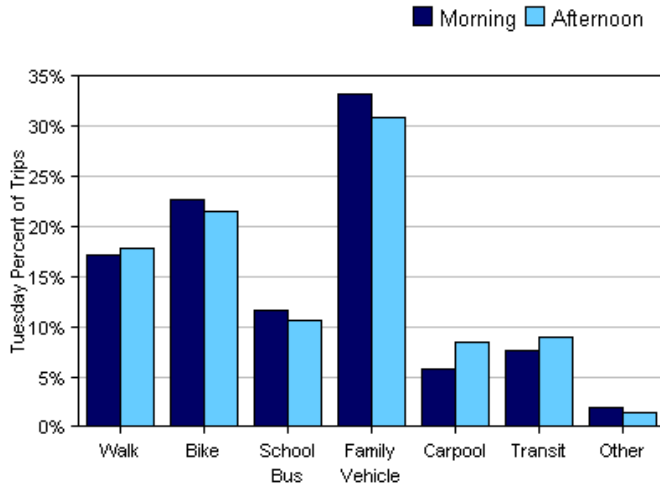


Morning and Afternoon Travel Mode Comparison

	Number of Trips	Walk	Bike	School Bus	Family Vehicle	Carpool	Transit	Other
Morning	1435	17%	22%	12%	33%	5%	9%	2%
Afternoon	1337	19%	21%	11%	30%	8%	9%	2%

Percentages may not total 100% due to rounding.

Morning and Afternoon Travel Mode Comparison by Day

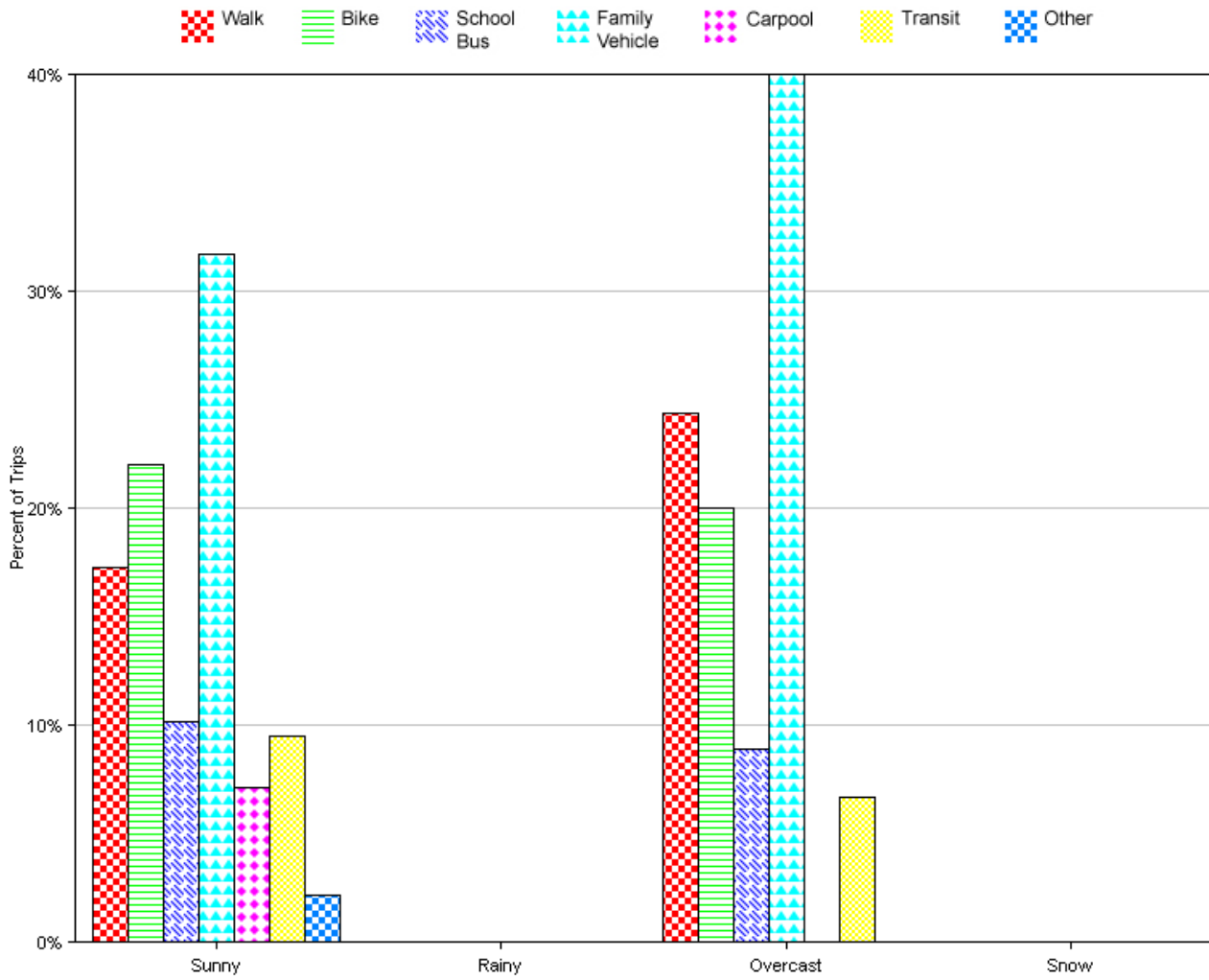


Morning and Afternoon Travel Mode Comparison by Day

	Number of Trips	Walk	Bike	School Bus	Family Vehicle	Carpool	Transit	Other
Tuesday AM	508	17%	23%	12%	33%	6%	8%	2%
Tuesday PM	469	18%	22%	11%	31%	9%	9%	1%
Wednesday AM	512	17%	23%	12%	32%	4%	9%	4%
Wednesday PM	479	19%	23%	11%	29%	8%	8%	2%
Thursday AM	415	16%	20%	13%	33%	7%	10%	1%
Thursday PM	389	19%	18%	12%	31%	9%	10%	1%

Percentages may not total 100% due to rounding.

Travel Mode by Weather Conditions



Travel Mode by Weather Condition

Weather Condition	Number of Trips	Walk	Bike	School Bus	Family Vehicle	Carpool	Transit	Other
Sunny	2498	17%	22%	10%	32%	7%	9%	2%
Rainy	0	0%	0%	0%	0%	0%	0%	0%
Overcast	45	24%	20%	9%	40%	0%	7%	0%
Snow	0	0%	0%	0%	0%	0%	0%	0%

Percentages may not total 100% due to rounding.