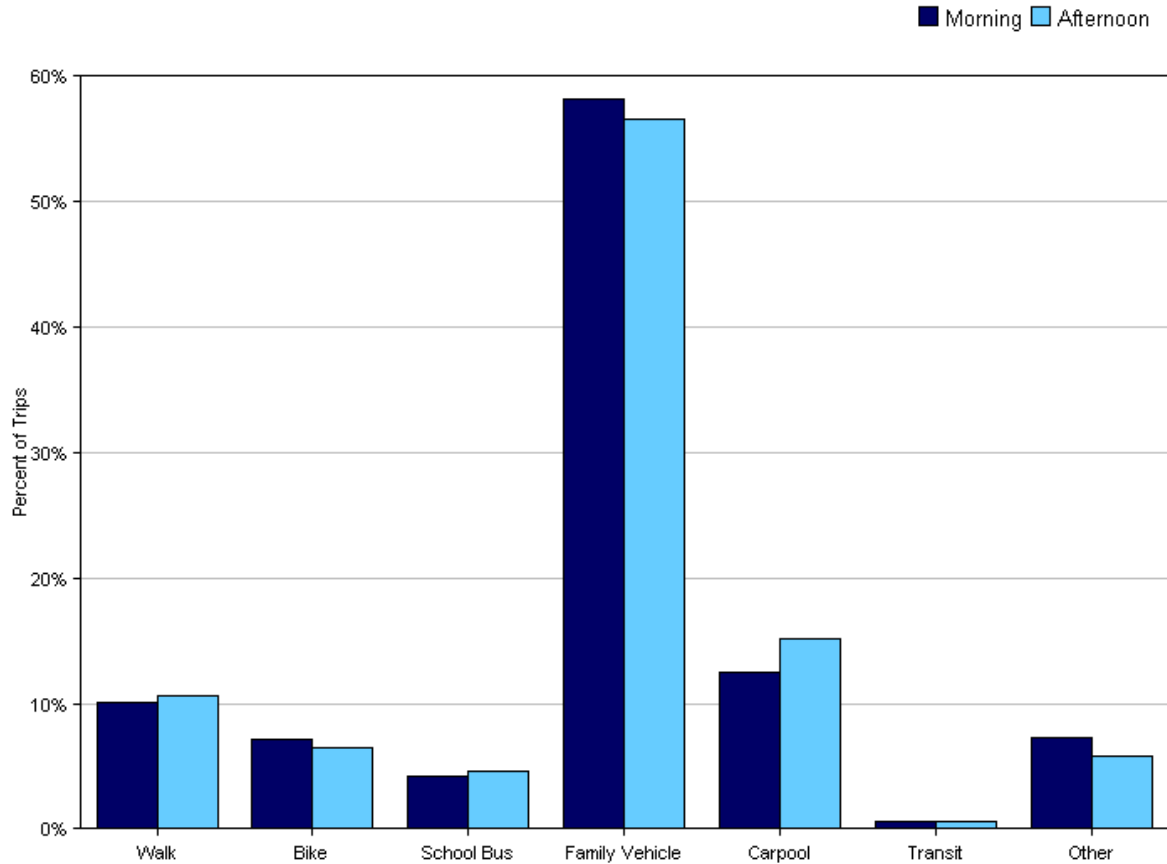


Tally Report

Program Name:	Safe Routes to School	Month and Year Collected:	May 2011
School Name:	Glenwood	Set ID:	6795
School Enrollment:	394	Date Report Generated:	06/13/2011
Enrollment within Grades Targeted by SRTS Program:	131	Number of Classrooms Included in Report:	19
Number of Classrooms in School:	19		

Morning and Afternoon Travel Mode Comparison

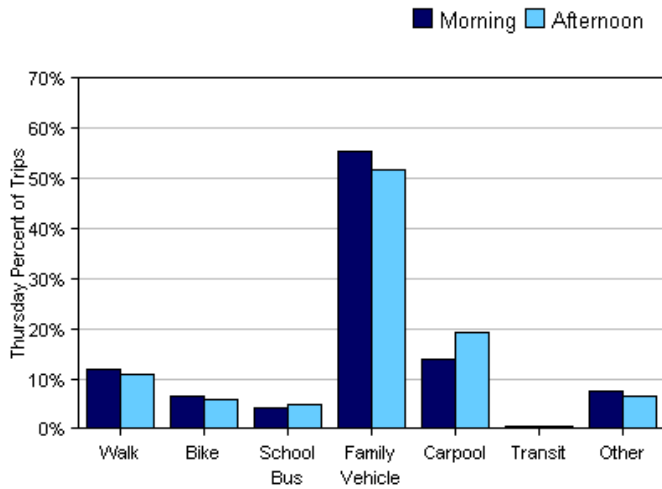
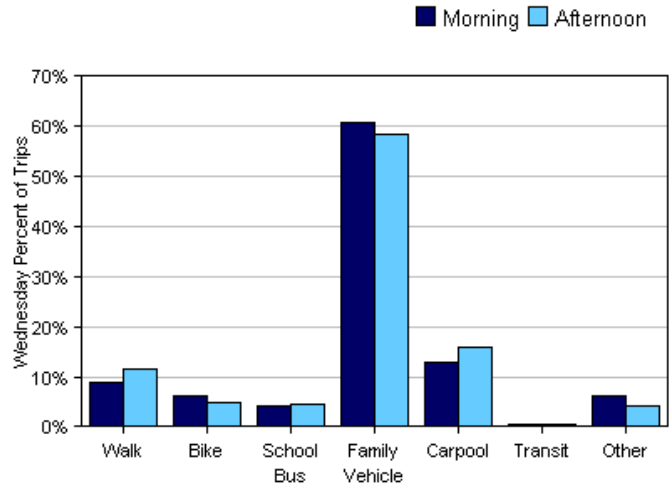
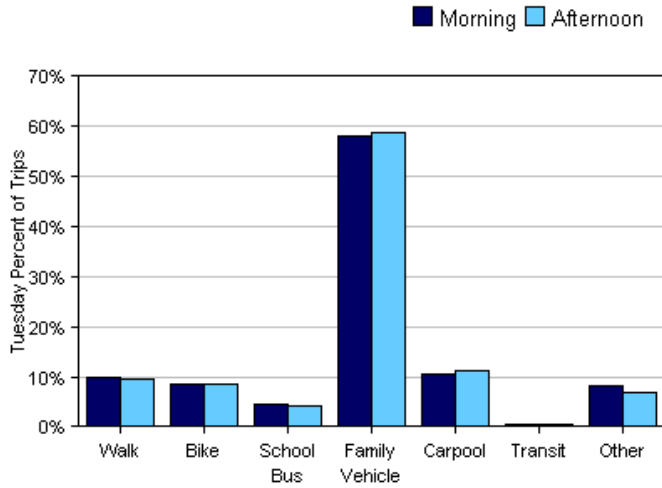


Morning and Afternoon Travel Mode Comparison

	Number of Trips	Walk	Bike	School Bus	Family Vehicle	Carpool	Transit	Other
Morning	1108	10%	7%	4%	58%	12%	0.5%	7%
Afternoon	1025	11%	7%	5%	57%	15%	0.6%	6%

Percentages may not total 100% due to rounding.

Morning and Afternoon Travel Mode Comparison by Day

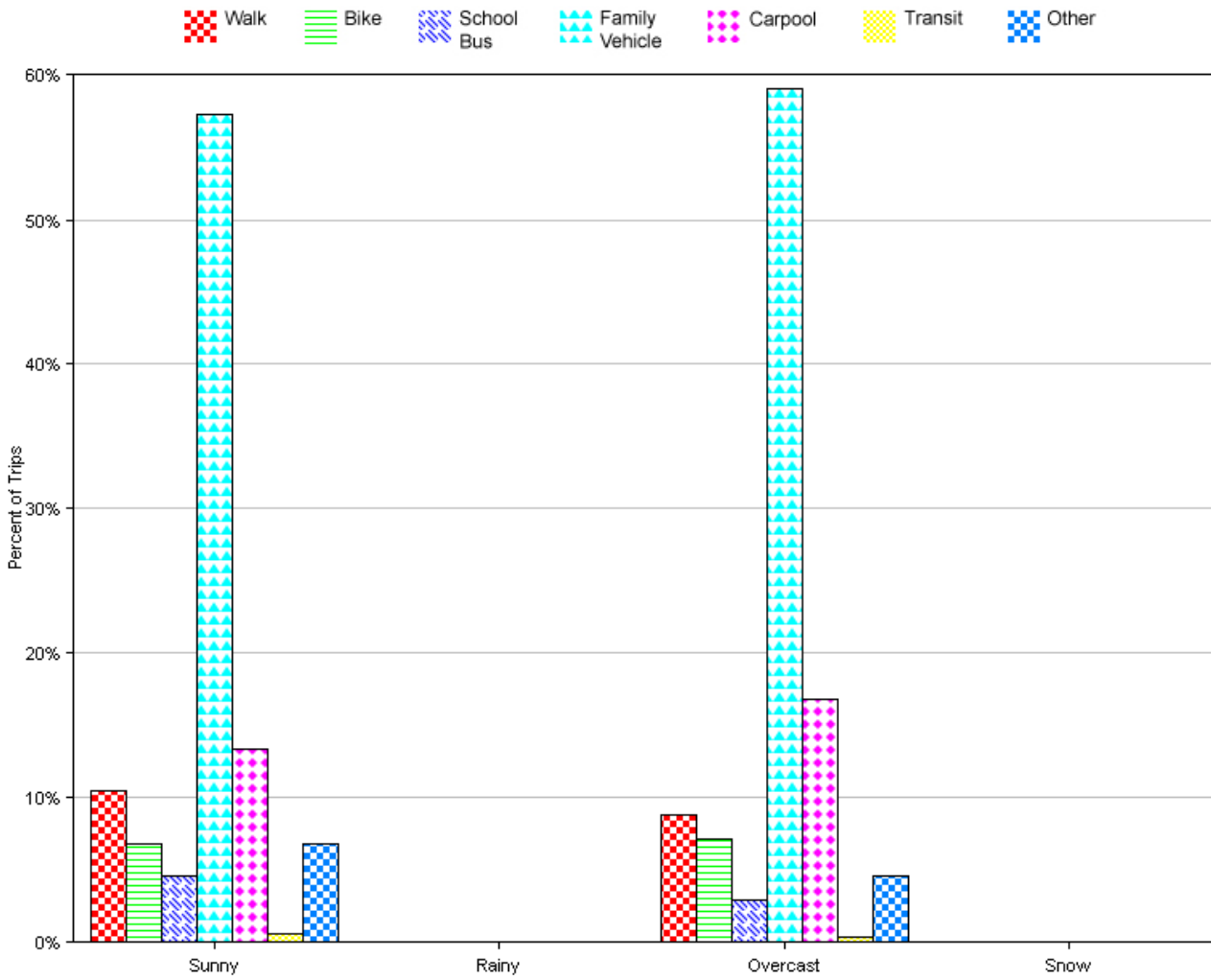


Morning and Afternoon Travel Mode Comparison by Day

	Number of Trips	Walk	Bike	School Bus	Family Vehicle	Carpool	Transit	Other
Tuesday AM	389	10%	8%	4%	58%	11%	0.5%	8%
Tuesday PM	357	10%	9%	4%	59%	11%	0.6%	7%
Wednesday AM	383	9%	6%	4%	61%	13%	0.5%	6%
Wednesday PM	365	12%	5%	5%	58%	16%	0.5%	4%
Thursday AM	336	12%	7%	4%	55%	14%	0.6%	7%
Thursday PM	303	11%	6%	5%	52%	19%	0.7%	7%

Percentages may not total 100% due to rounding.

Travel Mode by Weather Conditions



Travel Mode by Weather Condition

Weather Condition	Number of Trips	Walk	Bike	School Bus	Family Vehicle	Carpool	Transit	Other
Sunny	1896	11%	7%	5%	57%	13%	0.6%	7%
Rainy	0	0%	0%	0%	0%	0%	0%	0%
Overcast	237	9%	7%	3%	59%	17%	0.4%	5%
Snow	0	0%	0%	0%	0%	0%	0%	0%

Percentages may not total 100% due to rounding.