

Student Travel Tally Report: One School in One Data Collection Period

School Name: Cove School

Set ID: 22611

School Group: Marin Safe Routes to Schools

Month and Year Collected: May 2017

School Enrollment: 450

Date Report Generated: 06/28/2017

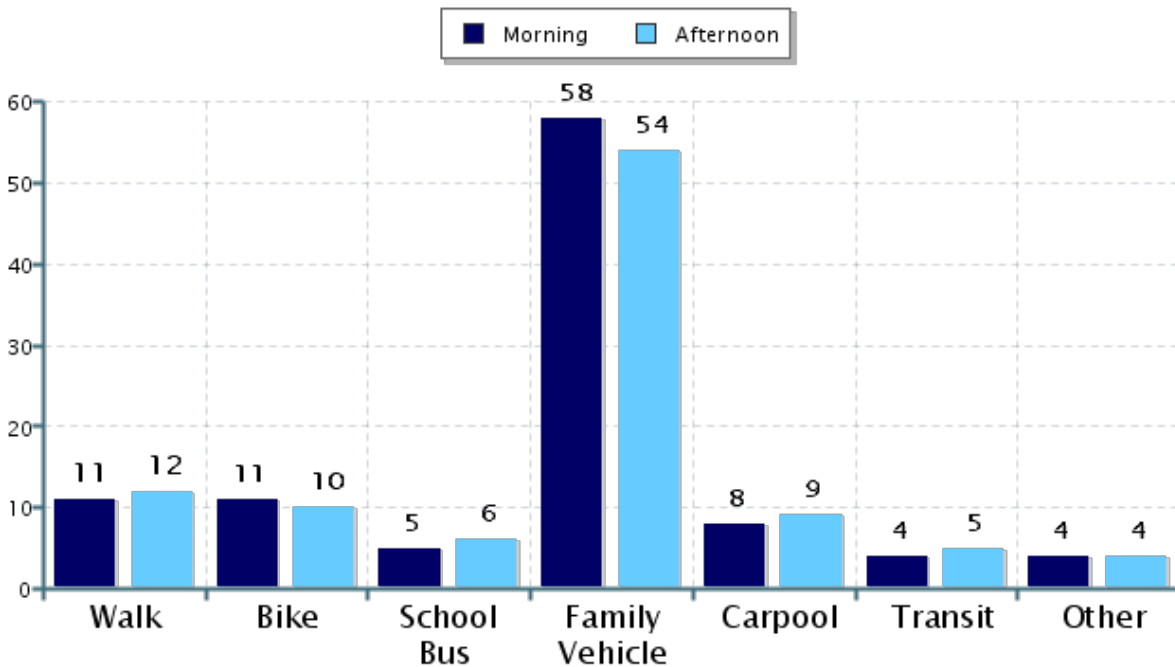
% of Students reached by SRTS activities: Don't Know

Tags: 2014-2015 School Year

**Number of Classrooms
Included in Report:** 14

This report contains information from your school's classrooms about students' trip to and from school. The data used in this report were collected using the in-class Student Travel Tally questionnaire from the National Center for Safe Routes to School.

Morning and Afternoon Travel Mode Comparison



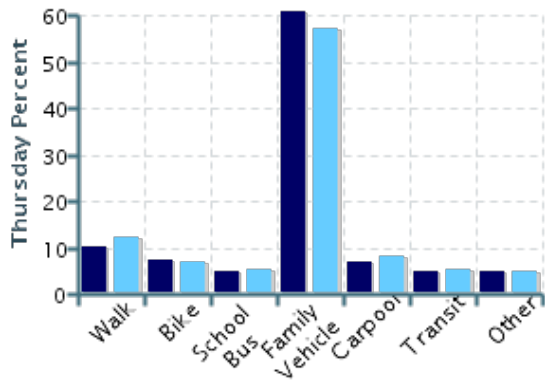
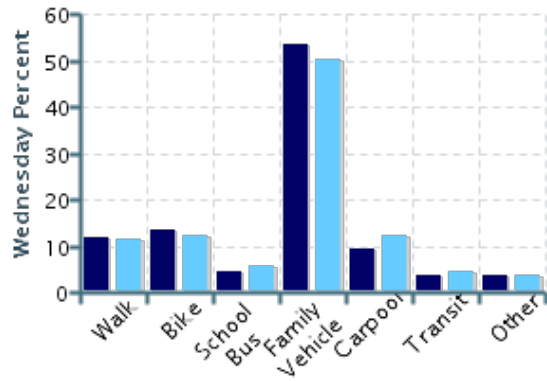
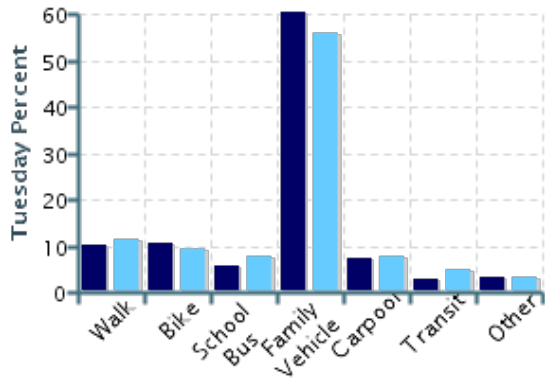
Morning and Afternoon Travel Mode Comparison

	Number of Trips	Walk	Bike	School Bus	Family Vehicle	Carpool	Transit	Other
Morning	940	11%	11%	5%	58%	8%	4%	4%
Afternoon	936	12%	10%	6%	54%	9%	5%	4%

Percentages may not total 100% due to rounding.

Morning and Afternoon Travel Mode Comparison by Day

■ Morning ■ Afternoon

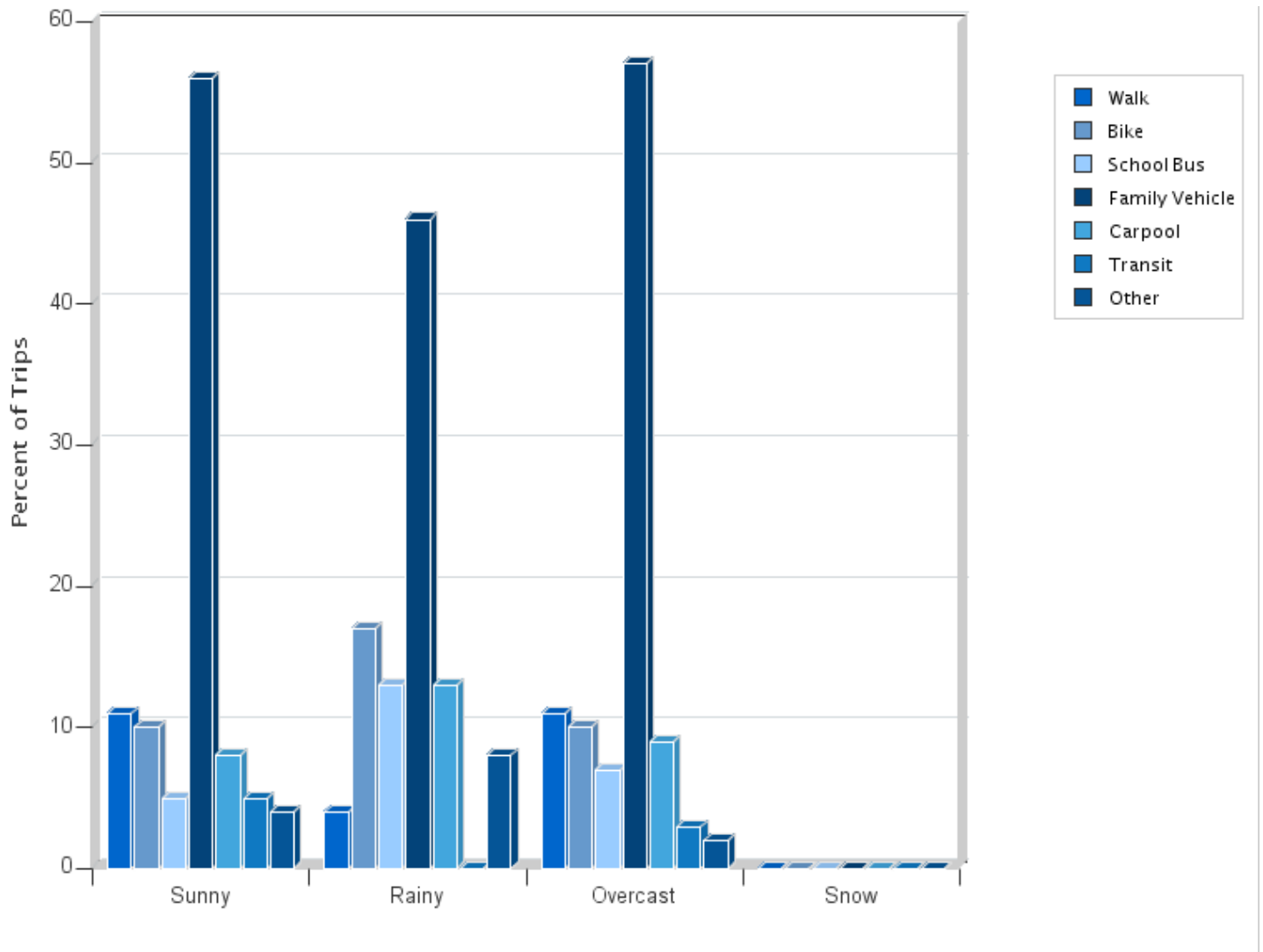


Morning and Afternoon Travel Mode Comparison by Day

	Number of Trips	Walk	Bike	School Bus	Family Vehicle	Carpool	Transit	Other
Tuesday AM	320	10%	11%	6%	60%	7%	3%	3%
Tuesday PM	317	11%	9%	8%	56%	8%	5%	3%
Wednesday AM	323	12%	13%	5%	54%	9%	4%	4%
Wednesday PM	321	12%	12%	6%	50%	12%	5%	4%
Thursday AM	297	10%	7%	5%	61%	7%	5%	5%
Thursday PM	298	12%	7%	5%	57%	8%	5%	5%

Percentages may not total 100% due to rounding.

Travel Mode by Weather Conditions



Travel Mode by Weather Condition

Weather Condition	Number of Trips	Walk	Bike	School Bus	Family Vehicle	Carpool	Transit	Other
Sunny	1418	11%	10%	5%	56%	8%	5%	4%
Rainy	24	4%	17%	13%	46%	13%	0%	8%
Overcast	434	11%	10%	7%	57%	9%	3%	2%
Snow	0	0%	0%	0%	0%	0%	0%	0%

Percentages may not total 100% due to rounding.