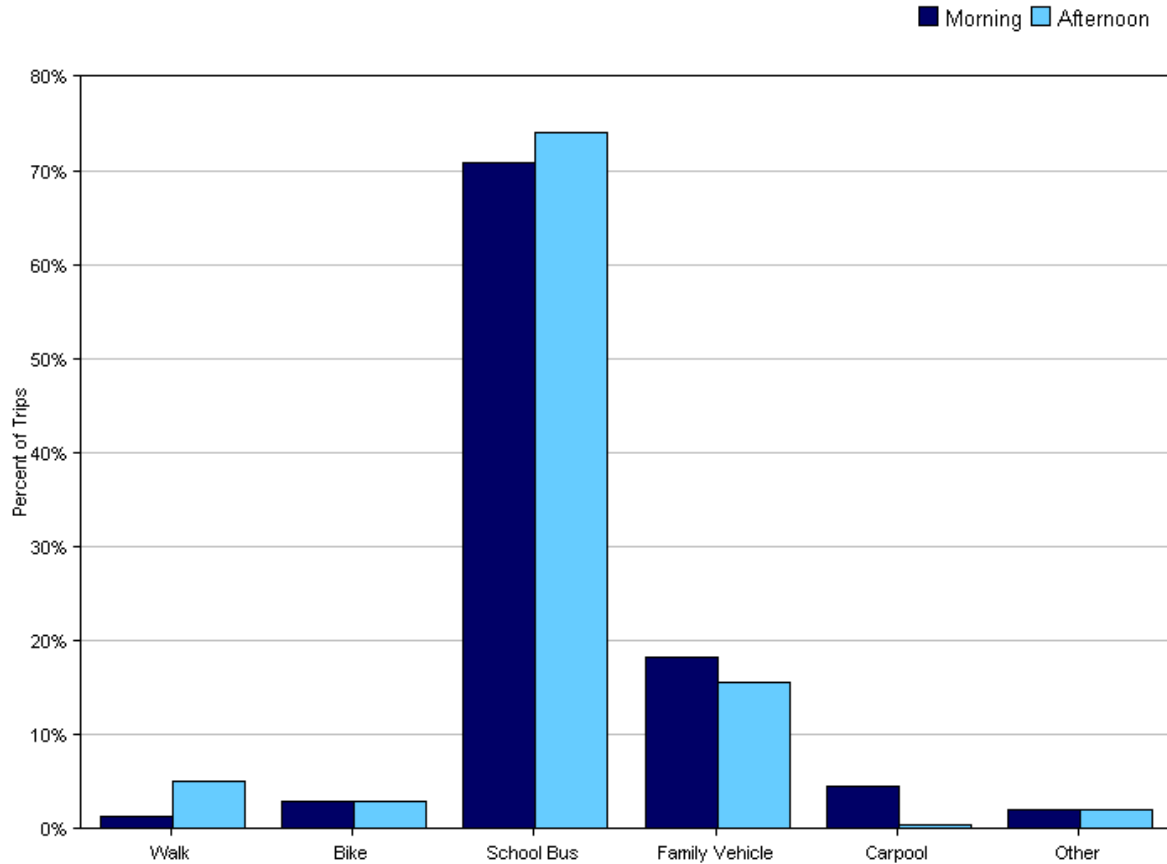


Tally Report

Program Name:	Safe Routes to School	Month and Year Collected:	May 2011
School Name:	Bolinas-Stinson	Set ID:	6794
School Enrollment:	118	Date Report Generated:	06/13/2011
Enrollment within Grades Targeted by SRTS Program:	118	Number of Classrooms Included in Report:	4
Number of Classrooms in School:	7		

Morning and Afternoon Travel Mode Comparison

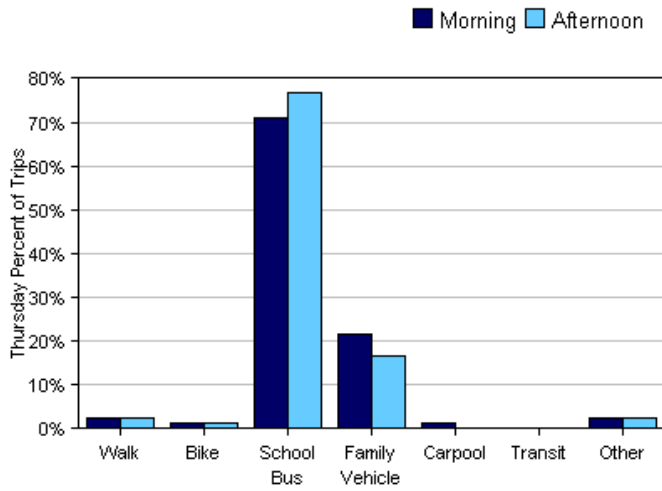
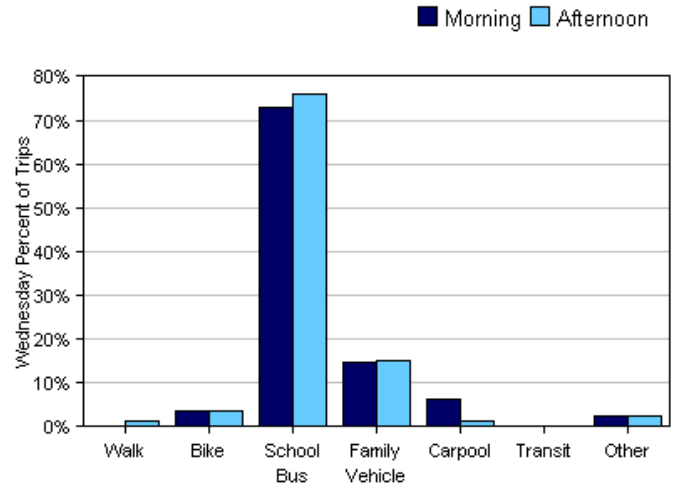
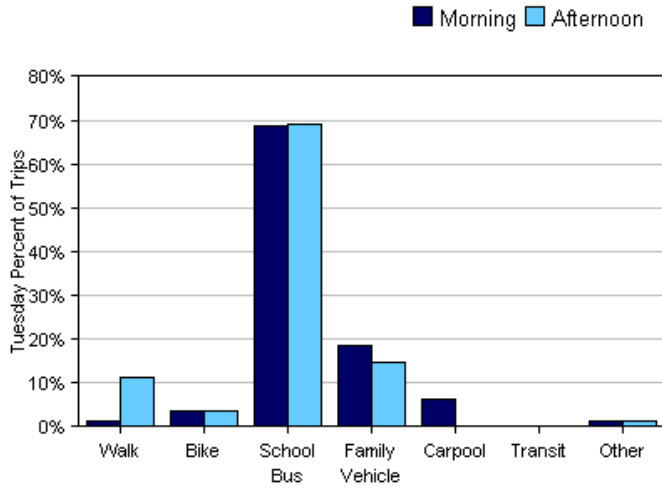


Morning and Afternoon Travel Mode Comparison

	Number of Trips	Walk	Bike	School Bus	Family Vehicle	Carpool	Transit	Other
Morning	240	1%	3%	71%	18%	5%	0%	2%
Afternoon	238	5%	3%	74%	16%	0.4%	0%	2%

Percentages may not total 100% due to rounding.

Morning and Afternoon Travel Mode Comparison by Day

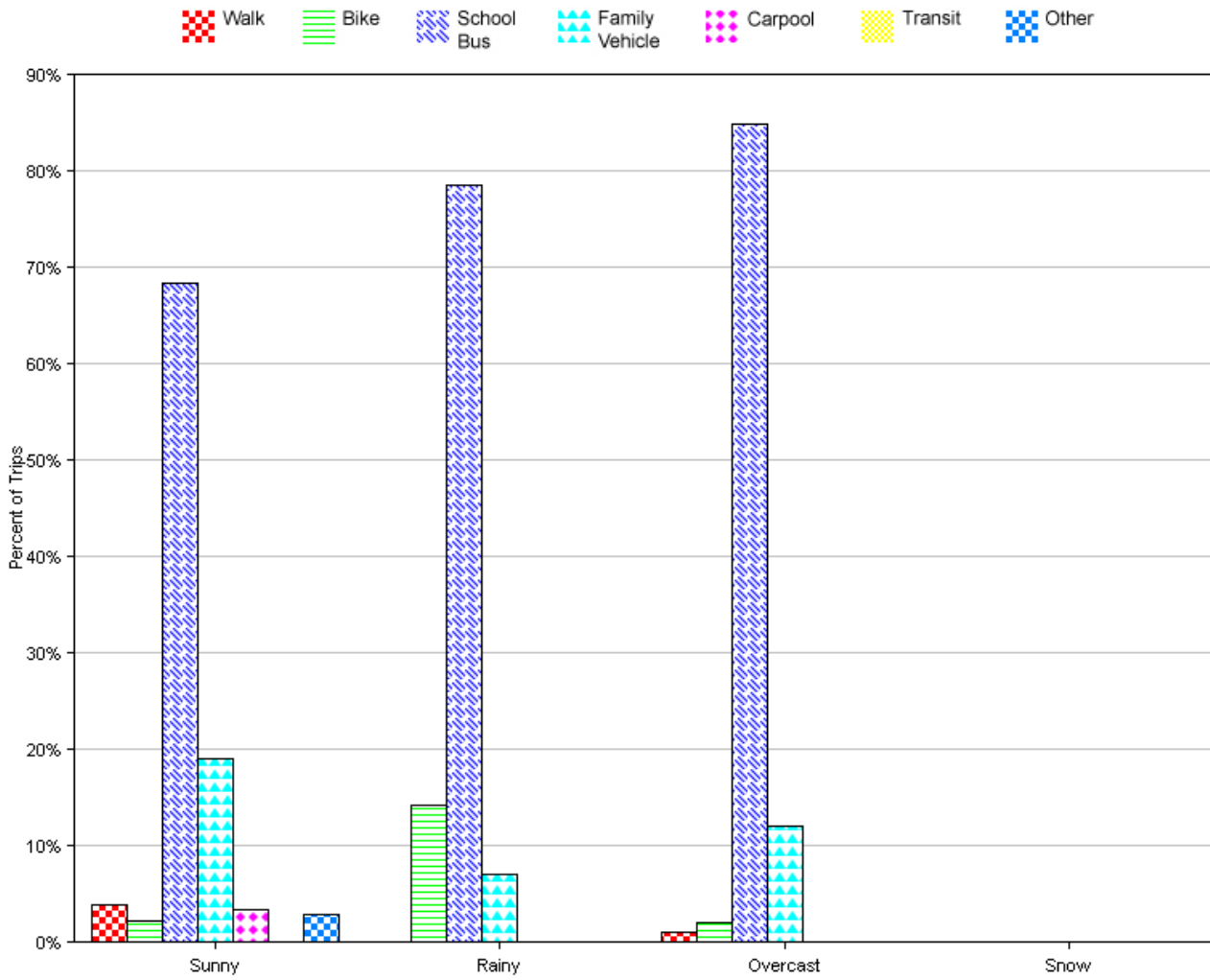


Morning and Afternoon Travel Mode Comparison by Day

	Number of Trips	Walk	Bike	School Bus	Family Vehicle	Carpool	Transit	Other
Tuesday AM	80	1%	4%	69%	19%	6%	0%	1%
Tuesday PM	81	11%	4%	69%	15%	0%	0%	1%
Wednesday AM	81	0%	4%	73%	15%	6%	0%	2%
Wednesday PM	79	1%	4%	76%	15%	1%	0%	3%
Thursday AM	79	3%	1%	71%	22%	1%	0%	3%
Thursday PM	78	3%	1%	77%	17%	0%	0%	3%

Percentages may not total 100% due to rounding.

Travel Mode by Weather Conditions



Travel Mode by Weather Condition

Weather Condition	Number of Trips	Walk	Bike	School Bus	Family Vehicle	Carpool	Transit	Other
Sunny	351	4%	2%	68%	19%	3%	0%	3%
Rainy	28	0%	14%	79%	7%	0%	0%	0%
Overcast	99	1%	2%	85%	12%	0%	0%	0%
Snow	0	0%	0%	0%	0%	0%	0%	0%

Percentages may not total 100% due to rounding.