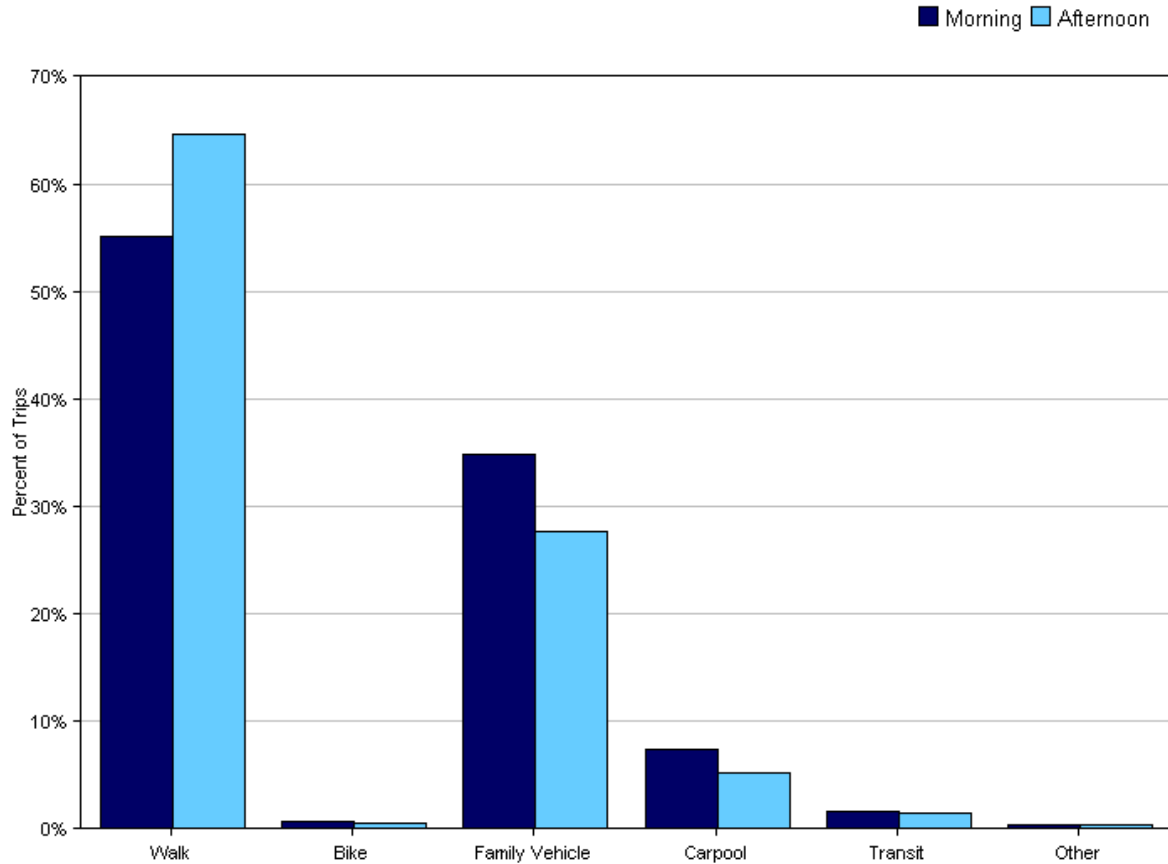


Tally Report

Program Name:	Safe Routes to School	Month and Year Collected:	May 2011
School Name:	Bahia Vista	Set ID:	6998
School Enrollment:	540	Date Report Generated:	06/13/2011
Enrollment within Grades Targeted by SRTS Program:	200	Number of Classrooms Included in Report:	22
Number of Classrooms in School:	23		

Morning and Afternoon Travel Mode Comparison

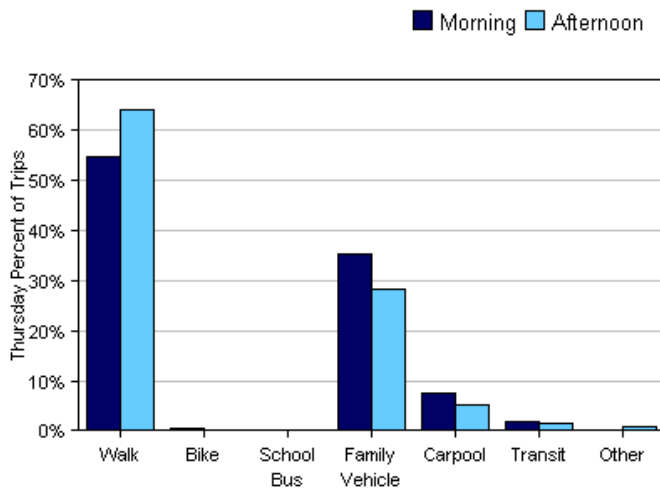
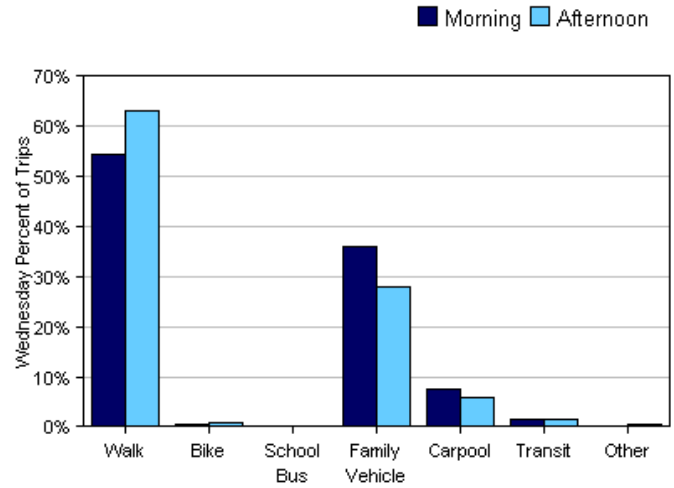
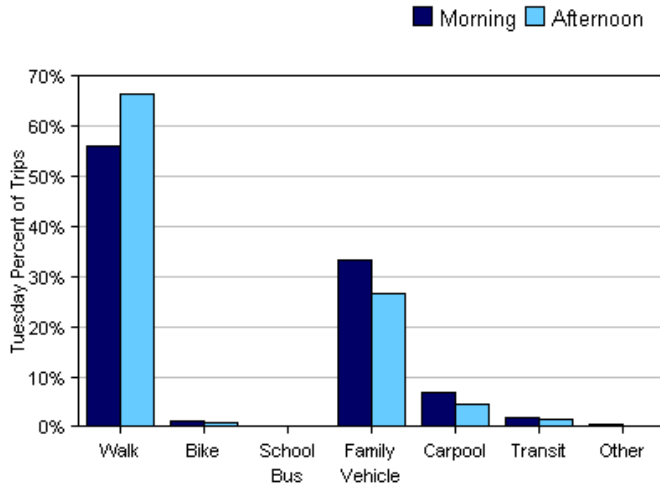


Morning and Afternoon Travel Mode Comparison

	Number of Trips	Walk	Bike	School Bus	Family Vehicle	Carpool	Transit	Other
Morning	1428	55%	0.7%	0%	35%	7%	2%	0.4%
Afternoon	1349	65%	0.6%	0%	28%	5%	1%	0.4%

Percentages may not total 100% due to rounding.

Morning and Afternoon Travel Mode Comparison by Day

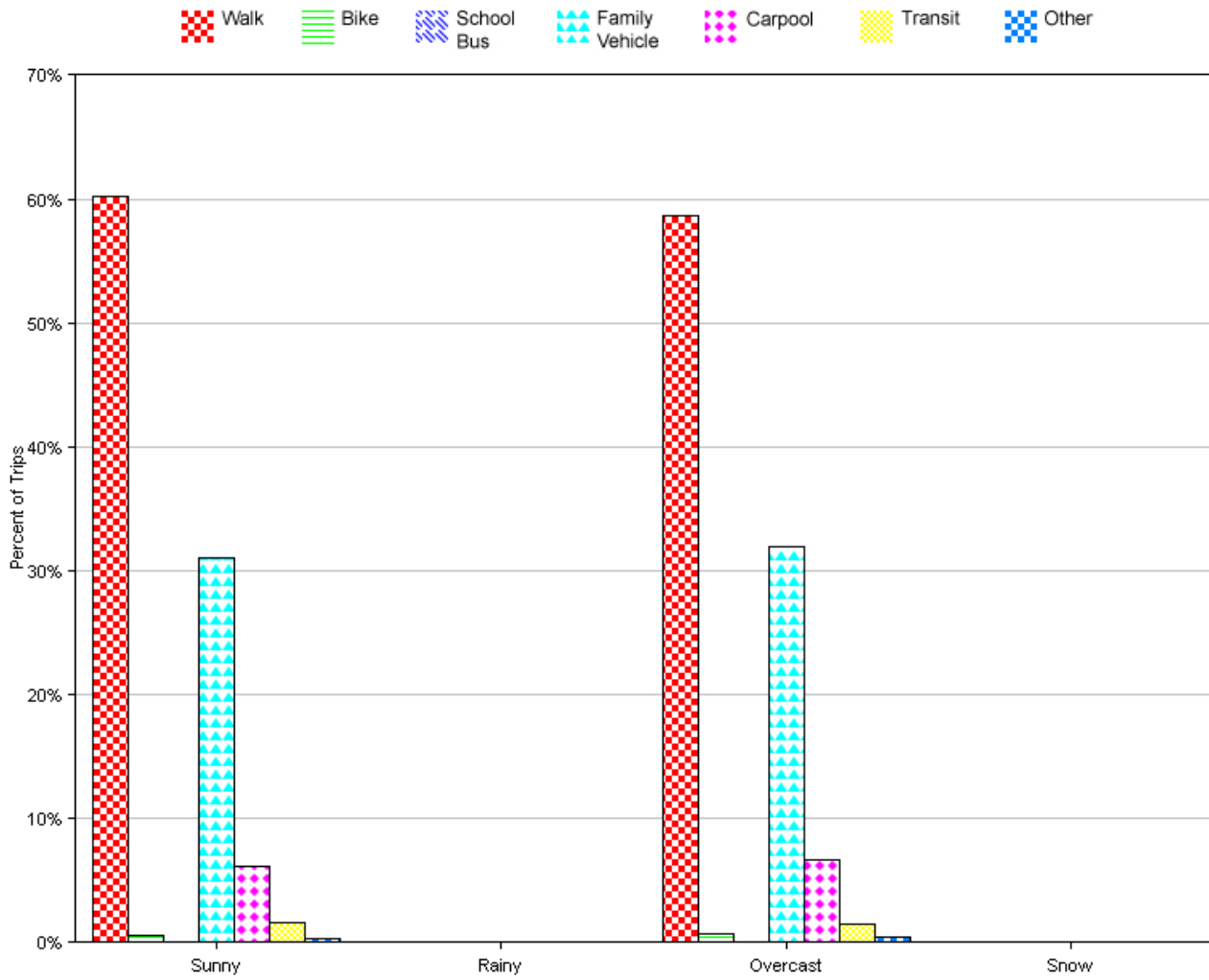


Morning and Afternoon Travel Mode Comparison by Day

	Number of Trips	Walk	Bike	School Bus	Family Vehicle	Carpool	Transit	Other
Tuesday AM	458	56%	1%	0%	33%	7%	2%	0.7%
Tuesday PM	433	67%	0.7%	0%	27%	5%	1%	0%
Wednesday AM	496	54%	0.6%	0%	36%	7%	1%	0.2%
Wednesday PM	473	63%	0.8%	0%	28%	6%	1%	0.6%
Thursday AM	474	55%	0.4%	0%	35%	8%	2%	0.2%
Thursday PM	443	64%	0.2%	0%	28%	5%	1%	0.7%

Percentages may not total 100% due to rounding.

Travel Mode by Weather Conditions



Travel Mode by Weather Condition

Weather Condition	Number of Trips	Walk	Bike	School Bus	Family Vehicle	Carpool	Transit	Other
Sunny	1808	60%	0.6%	0%	31%	6%	2%	0.4%
Rainy	0	0%	0%	0%	0%	0%	0%	0%
Overcast	969	59%	0.7%	0%	32%	7%	1%	0.4%
Snow	0	0%	0%	0%	0%	0%	0%	0%

Percentages may not total 100% due to rounding.