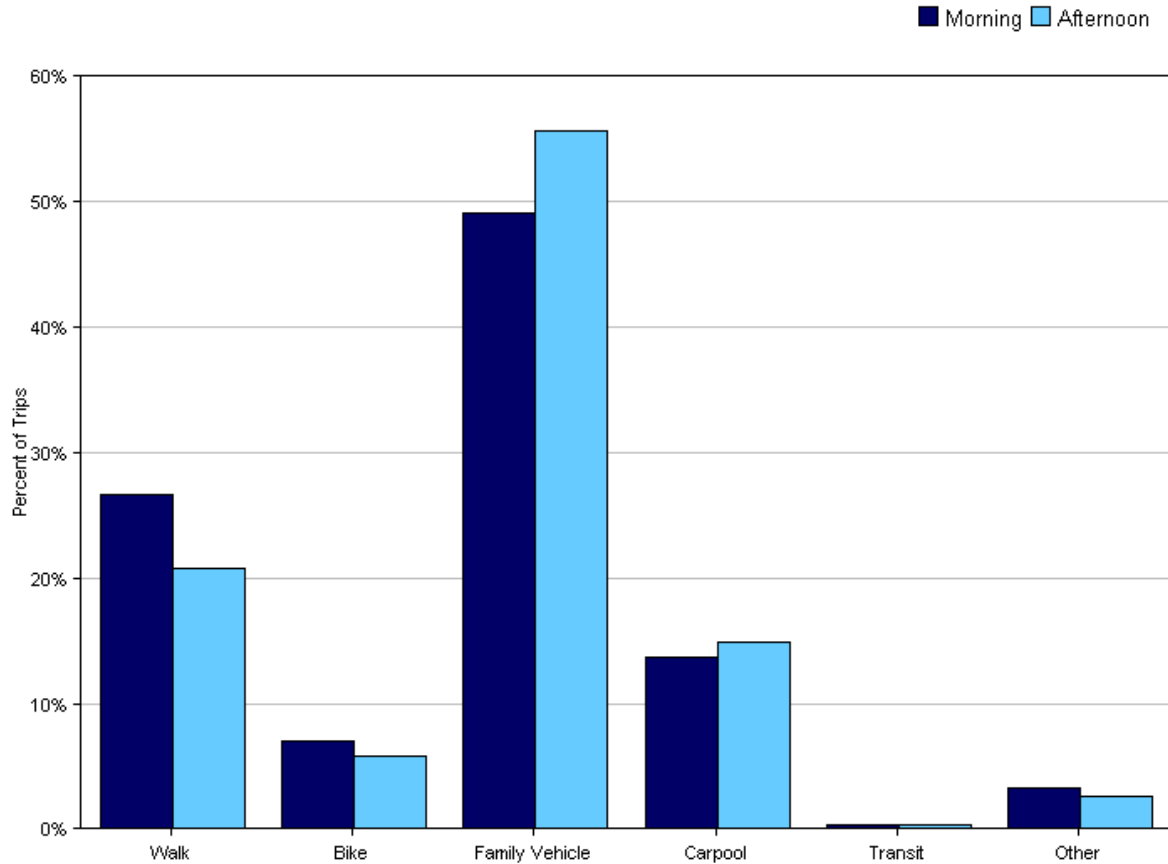


Tally Report

Program Name:	Safe Routes to School	Month and Year Collected:	May 2011
School Name:	Bacich	Set ID:	7000
School Enrollment:	630	Date Report Generated:	06/13/2011
Enrollment within Grades Targeted by SRTS Program:	630	Number of Classrooms Included in Report:	29
Number of Classrooms in School:	30		

Morning and Afternoon Travel Mode Comparison

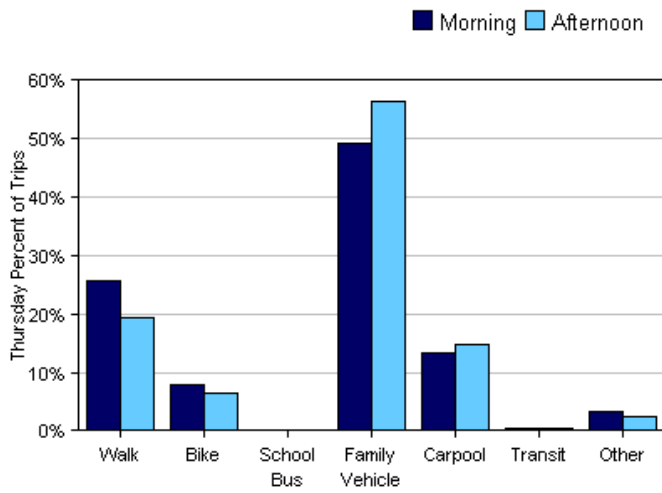
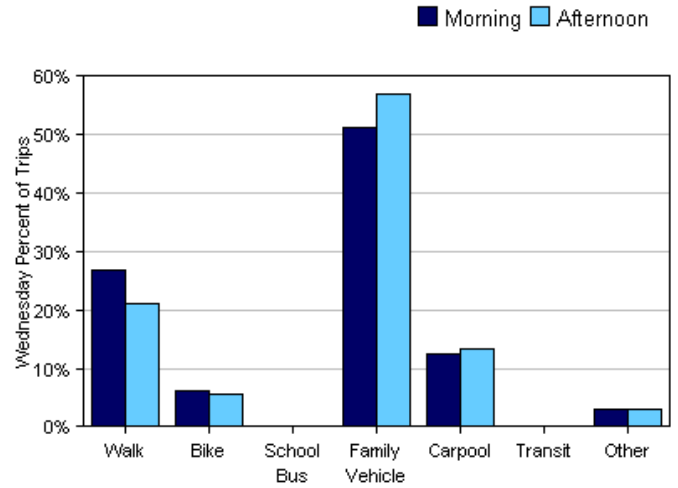
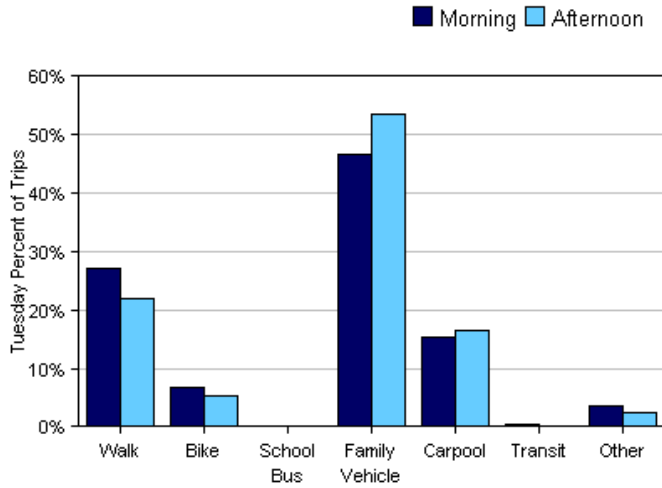


Morning and Afternoon Travel Mode Comparison

	Number of Trips	Walk	Bike	School Bus	Family Vehicle	Carpool	Transit	Other
Morning	1725	27%	7%	0%	49%	14%	0.3%	3%
Afternoon	1633	21%	6%	0%	56%	15%	0.3%	3%

Percentages may not total 100% due to rounding.

Morning and Afternoon Travel Mode Comparison by Day

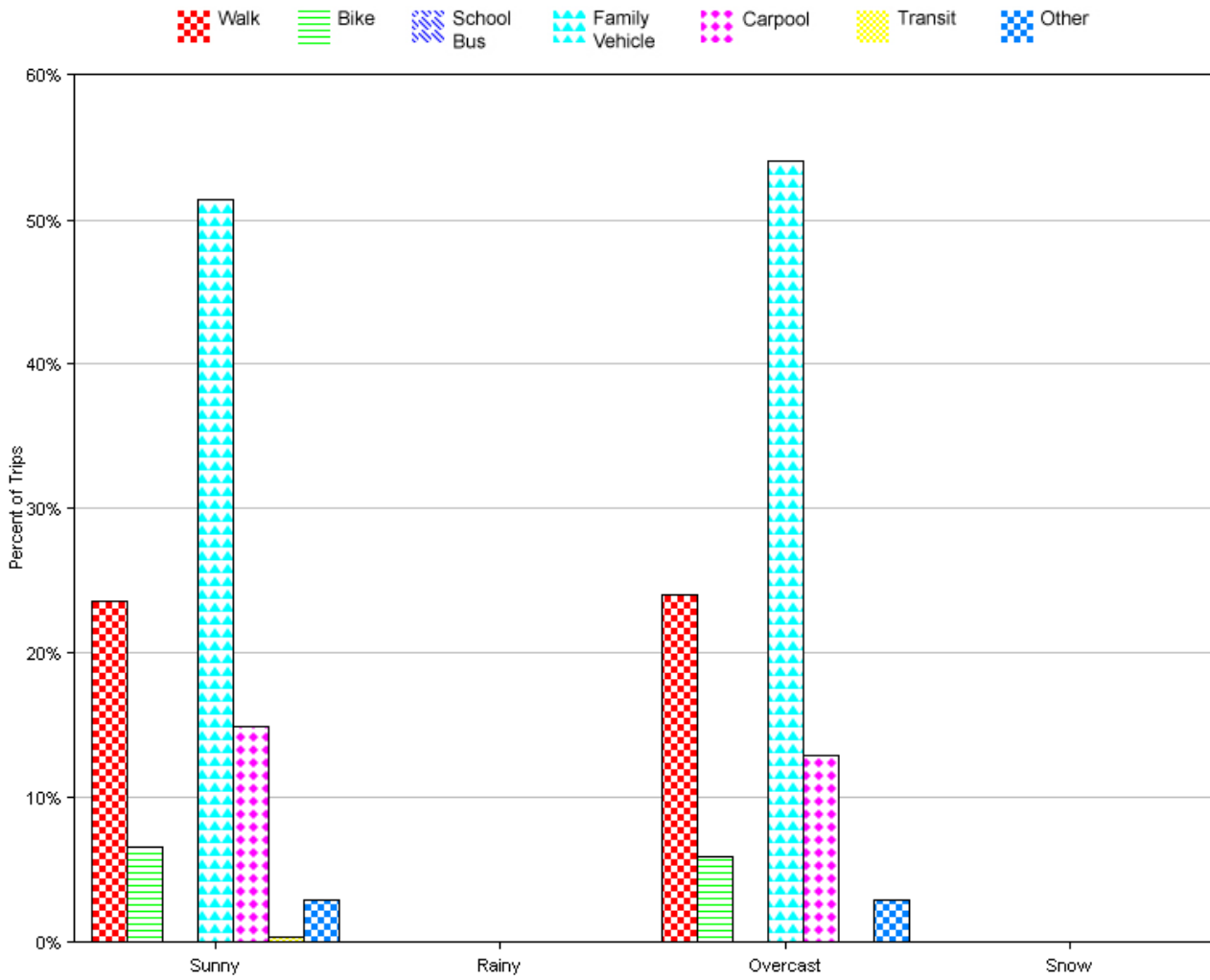


Morning and Afternoon Travel Mode Comparison by Day

	Number of Trips	Walk	Bike	School Bus	Family Vehicle	Carpool	Transit	Other
Tuesday AM	578	27%	7%	0%	47%	15%	0.3%	4%
Tuesday PM	548	22%	5%	0%	54%	17%	0.2%	2%
Wednesday AM	573	27%	6%	0%	51%	13%	0%	3%
Wednesday PM	547	21%	6%	0%	57%	13%	0.2%	3%
Thursday AM	574	26%	8%	0%	49%	13%	0.5%	3%
Thursday PM	538	19%	7%	0%	57%	15%	0.6%	2%

Percentages may not total 100% due to rounding.

Travel Mode by Weather Conditions



Travel Mode by Weather Condition

Weather Condition	Number of Trips	Walk	Bike	School Bus	Family Vehicle	Carpool	Transit	Other
Sunny	2238	24%	7%	0%	51%	15%	0.4%	3%
Rainy	0	0%	0%	0%	0%	0%	0%	0%
Overcast	1120	24%	6%	0%	54%	13%	0.1%	3%
Snow	0	0%	0%	0%	0%	0%	0%	0%

Percentages may not total 100% due to rounding.