

Student Travel Tally Report: One School in One Data Collection Period

School Name: Willow Creek Academy

Set ID: 23164

School Group: Marin Safe Routes to Schools

Month and Year Collected: April 2017

School Enrollment: 400

Date Report Generated: 06/28/2017

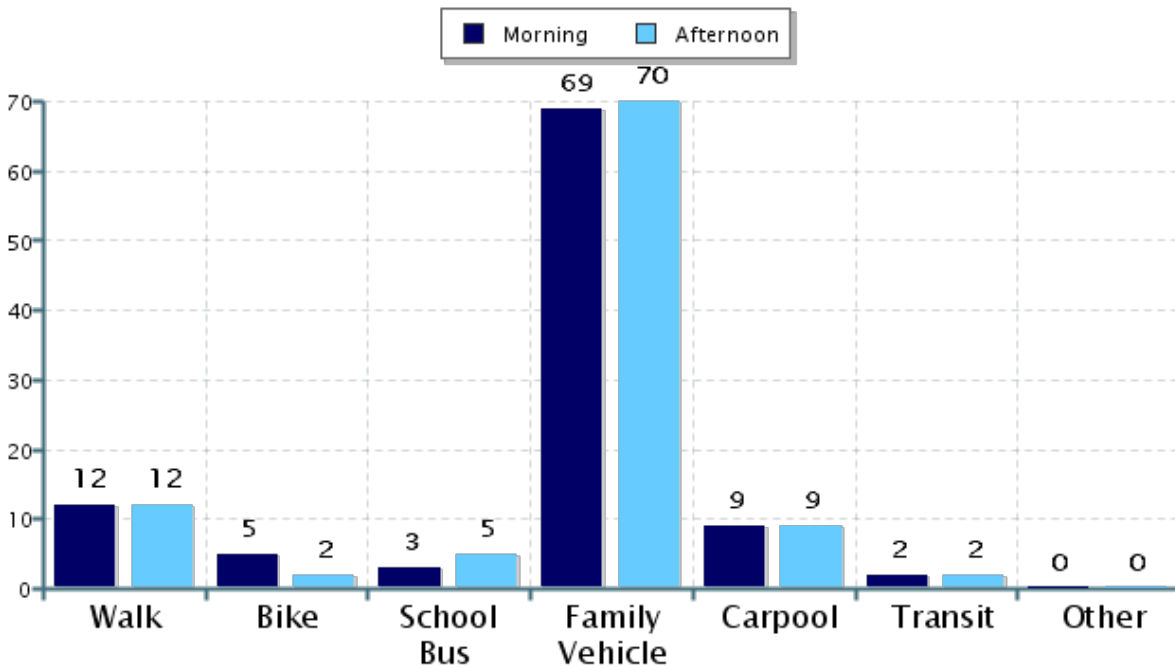
% of Students reached by SRTS activities: Not Applicable

Tags:

**Number of Classrooms
Included in Report:** 9

This report contains information from your school's classrooms about students' trip to and from school. The data used in this report were collected using the in-class Student Travel Tally questionnaire from the National Center for Safe Routes to School.

Morning and Afternoon Travel Mode Comparison



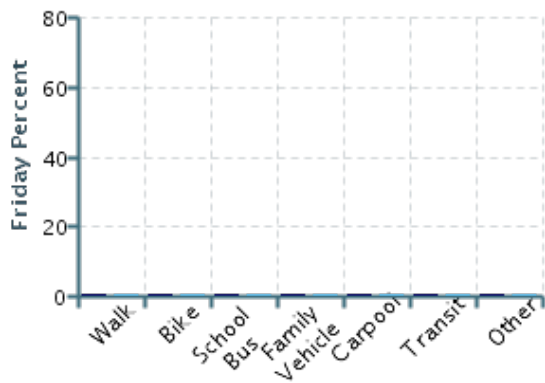
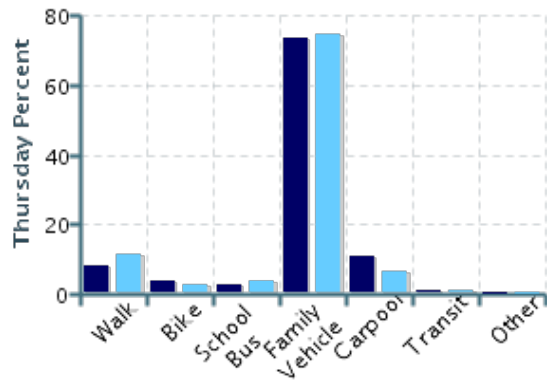
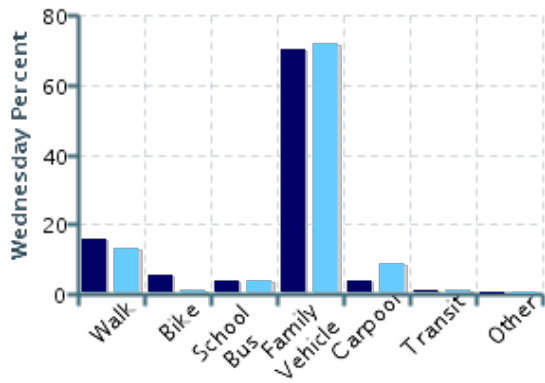
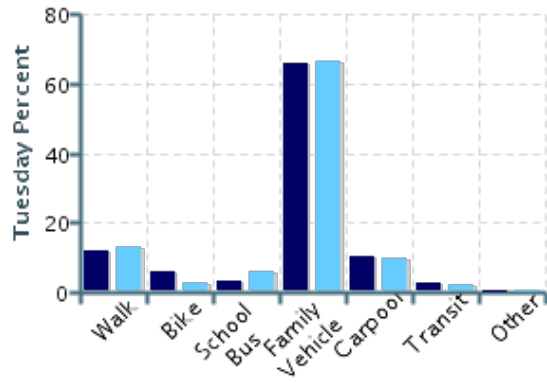
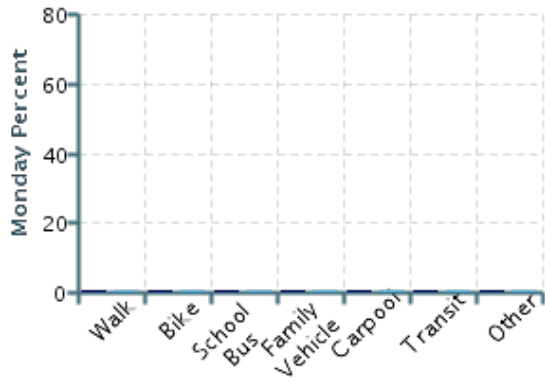
Morning and Afternoon Travel Mode Comparison

	Number of Trips	Walk	Bike	School Bus	Family Vehicle	Carpool	Transit	Other
Morning	270	12%	5%	3%	69%	9%	2%	0%
Afternoon	257	12%	2%	5%	70%	9%	2%	0%

Percentages may not total 100% due to rounding.

Morning and Afternoon Travel Mode Comparison by Day

■ Morning ■ Afternoon

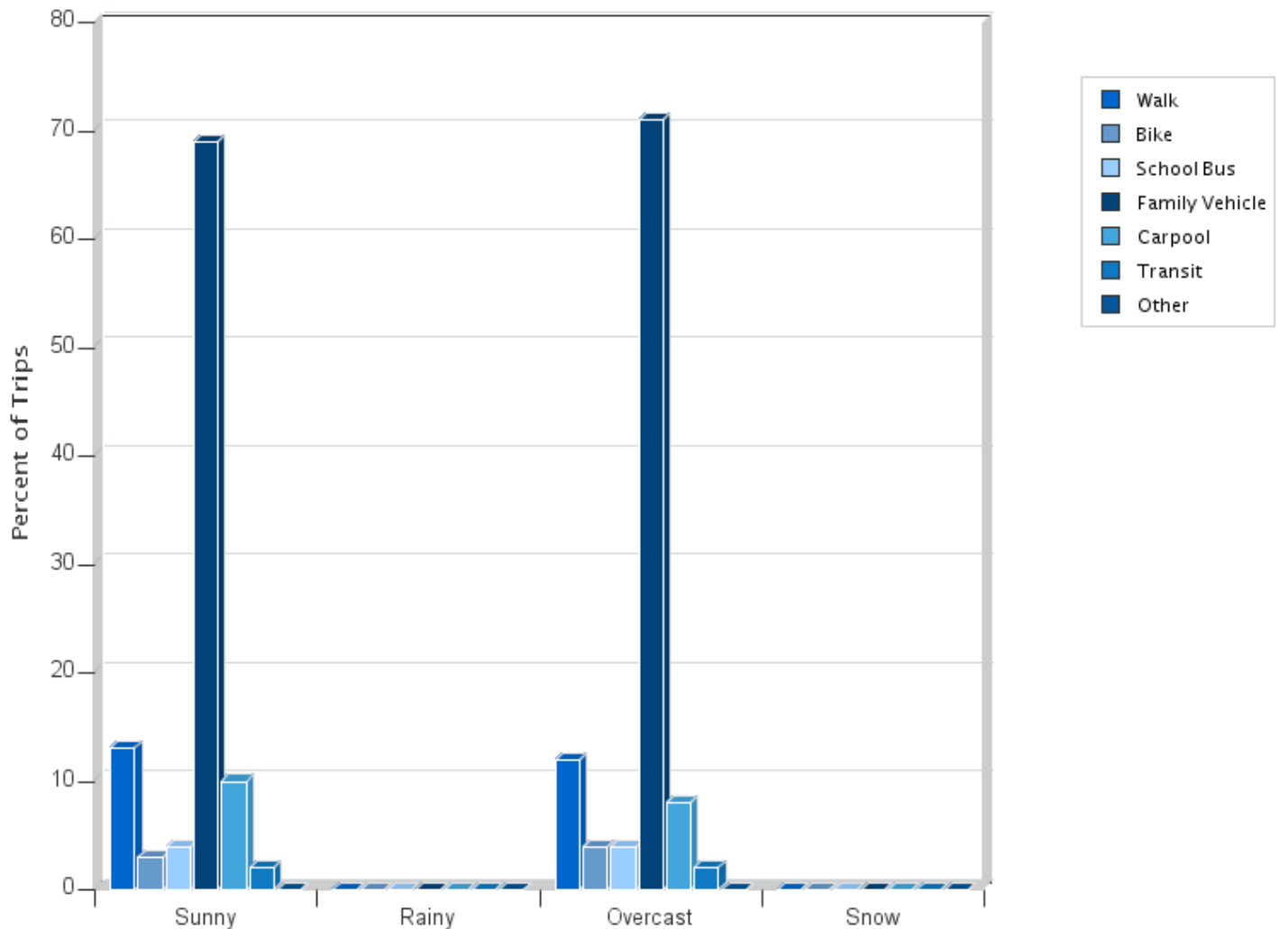


Morning and Afternoon Travel Mode Comparison by Day

	Number of Trips	Walk	Bike	School Bus	Family Vehicle	Carpool	Transit	Other
Monday AM		0%	0%	0%	0%	0%	0%	0%
Monday PM		0%	0%	0%	0%	0%	0%	0%
Tuesday AM	118	12%	6%	3%	66%	10%	3%	0%
Tuesday PM	101	13%	3%	6%	66%	10%	2%	0%
Wednesday AM	77	16%	5%	4%	70%	4%	1%	0%
Wednesday PM	78	13%	1%	4%	72%	9%	1%	0%
Thursday AM	75	8%	4%	3%	73%	11%	1%	0%
Thursday PM	78	12%	3%	4%	74%	6%	1%	0%
Friday AM		0%	0%	0%	0%	0%	0%	0%
Friday PM		0%	0%	0%	0%	0%	0%	0%

Percentages may not total 100% due to rounding.

Travel Mode by Weather Conditions



Travel Mode by Weather Condition

Weather Condition	Number of Trips	Walk	Bike	School Bus	Family Vehicle	Carpool	Transit	Other
Sunny	215	13%	3%	4%	69%	10%	2%	0%
Rainy	0	0%	0%	0%	0%	0%	0%	0%
Overcast	312	12%	4%	4%	71%	8%	2%	0%
Snow	0	0%	0%	0%	0%	0%	0%	0%

Percentages may not total 100% due to rounding.