

Student Travel Tally Report: One School in One Data Collection Period

School Name: Willow Creek Academy

Set ID: 26591

School Group: Marin Safe Routes to Schools

Month and Year Collected: September 2018

School Enrollment: 415

Date Report Generated: 11/16/2018

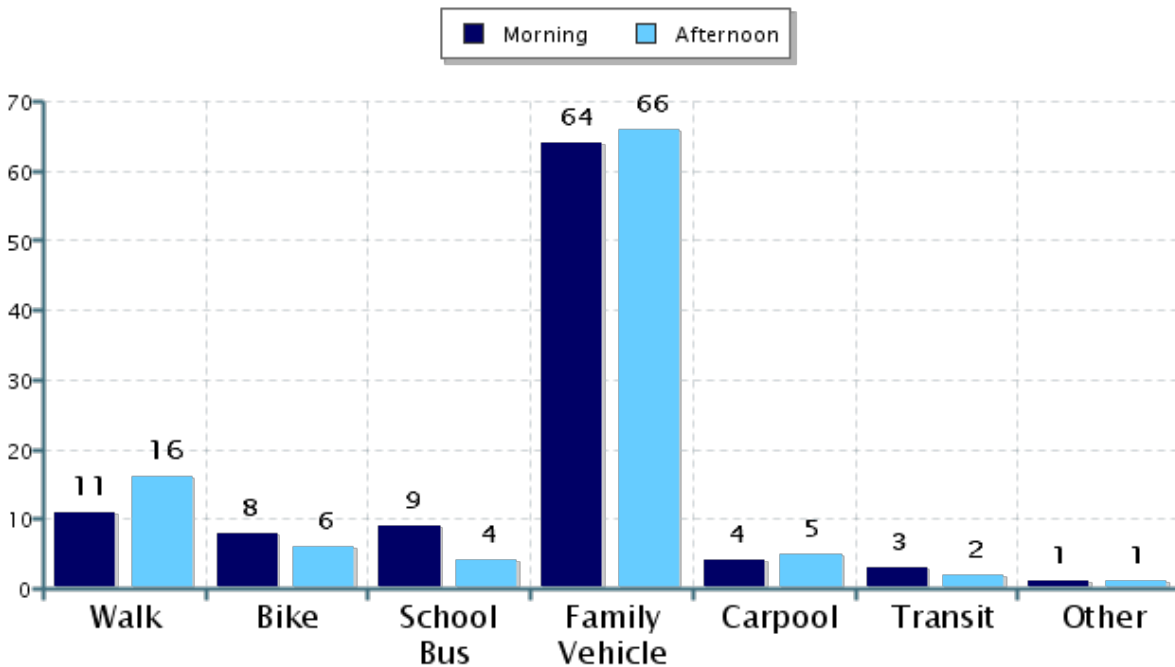
% of Students reached by SRTS activities: Don't Know

Tags:

**Number of Classrooms
Included in Report:** 9

This report contains information from your school's classrooms about students' trip to and from school. The data used in this report were collected using the in-class Student Travel Tally questionnaire from the National Center for Safe Routes to School.

Morning and Afternoon Travel Mode Comparison



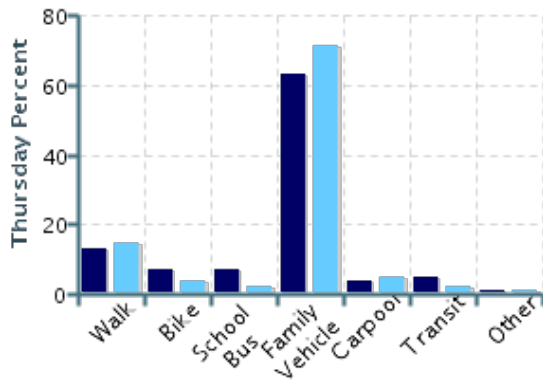
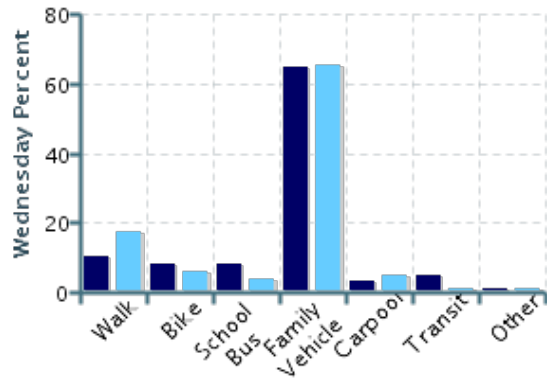
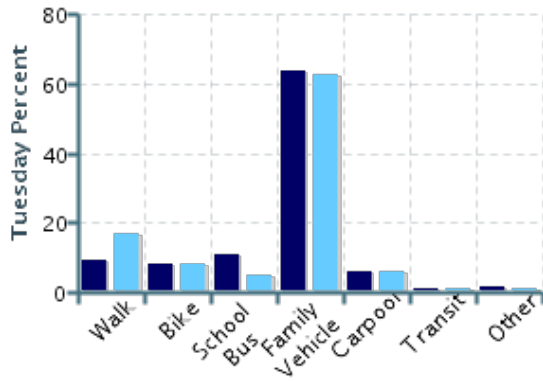
Morning and Afternoon Travel Mode Comparison

	Number of Trips	Walk	Bike	School Bus	Family Vehicle	Carpool	Transit	Other
Morning	321	11%	8%	9%	64%	4%	3%	1%
Afternoon	265	16%	6%	4%	66%	5%	2%	1%

Percentages may not total 100% due to rounding.

Morning and Afternoon Travel Mode Comparison by Day

■ Morning ■ Afternoon

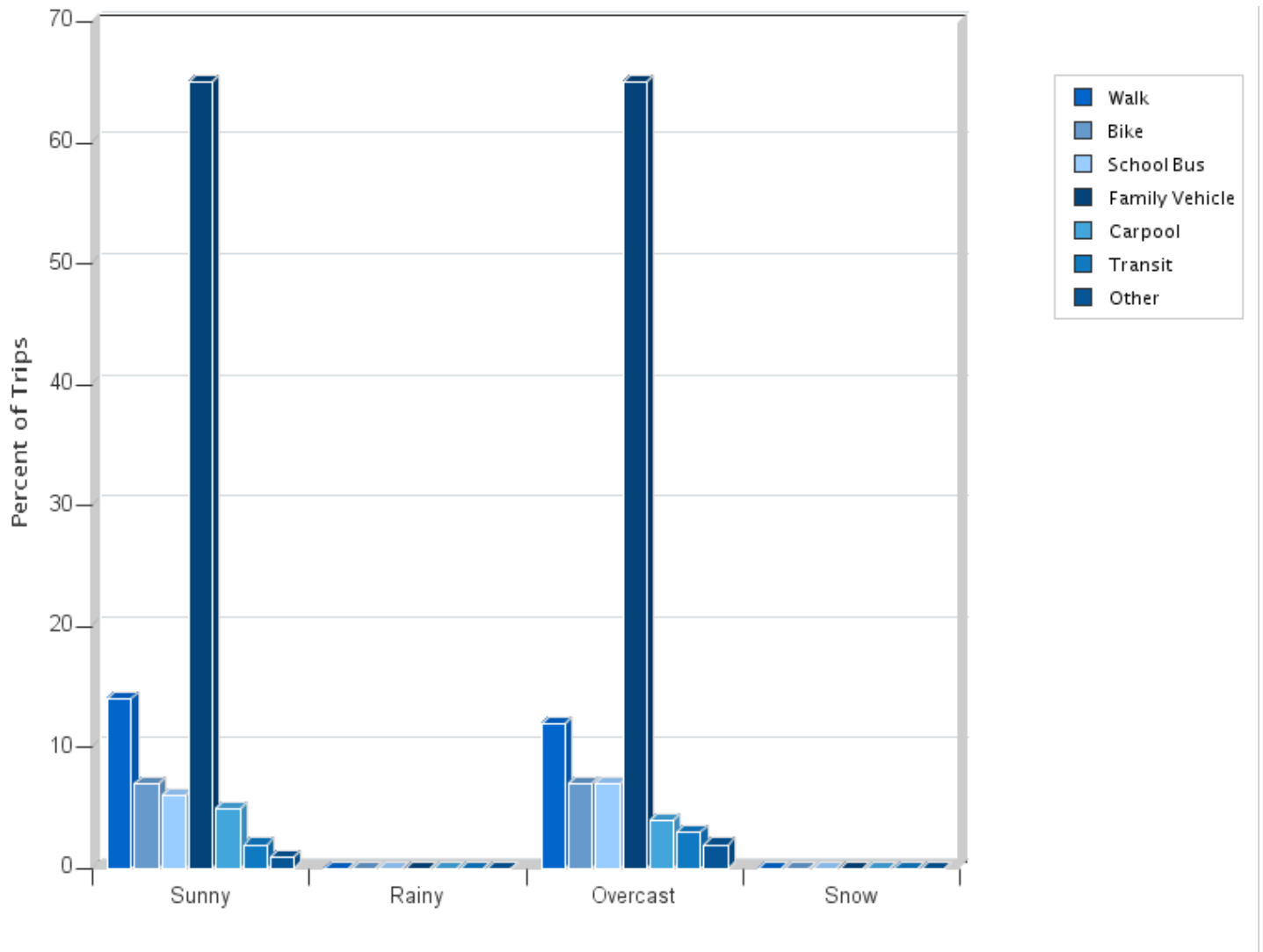


Morning and Afternoon Travel Mode Comparison by Day

	Number of Trips	Walk	Bike	School Bus	Family Vehicle	Carpool	Transit	Other
Tuesday AM	122	9%	8%	11%	64%	6%	0.8%	2%
Tuesday PM	101	17%	8%	5%	62%	6%	1.0%	1.0%
Wednesday AM	99	10%	8%	8%	65%	3%	5%	1%
Wednesday PM	81	17%	6%	4%	65%	5%	1%	1%
Thursday AM	100	13%	7%	7%	63%	4%	5%	1%
Thursday PM	83	14%	4%	2%	71%	5%	2%	1%

Percentages may not total 100% due to rounding.

Travel Mode by Weather Conditions



Travel Mode by Weather Condition

Weather Condition	Number of Trips	Walk	Bike	School Bus	Family Vehicle	Carpool	Transit	Other
Sunny	383	14%	7%	6%	65%	5%	2%	0.8%
Rainy	0	0%	0%	0%	0%	0%	0%	0%
Overcast	203	12%	7%	7%	65%	4%	3%	2%
Snow	0	0%	0%	0%	0%	0%	0%	0%

Percentages may not total 100% due to rounding.