

Student Travel Tally Report: One School in One Data Collection Period

School Name: White Hill Middle School

Set ID: 25281

School Group: Marin Safe Routes to Schools

Month and Year Collected: April 2018

School Enrollment: 813

Date Report Generated: 06/13/2018

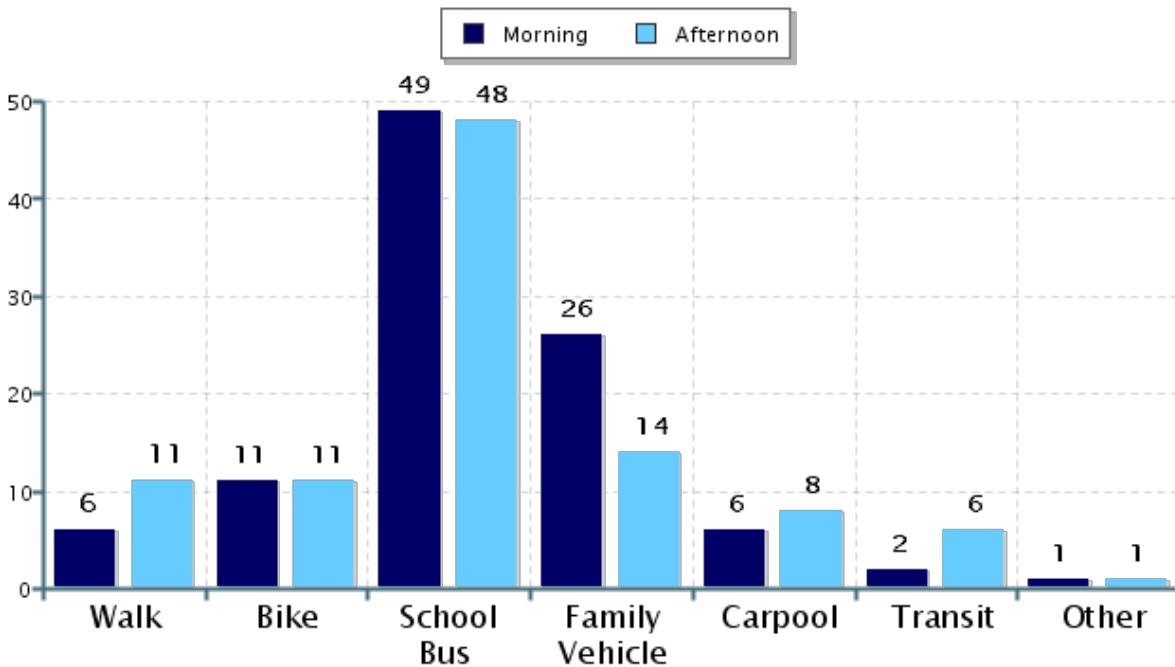
% of Students reached by SRTS activities: Don't Know

Tags:

**Number of Classrooms
Included in Report:** 17

This report contains information from your school's classrooms about students' trip to and from school. The data used in this report were collected using the in-class Student Travel Tally questionnaire from the National Center for Safe Routes to School.

Morning and Afternoon Travel Mode Comparison



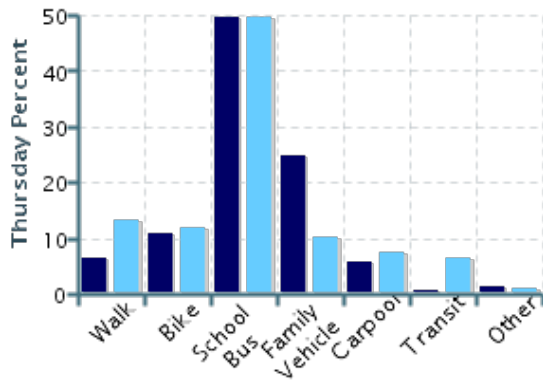
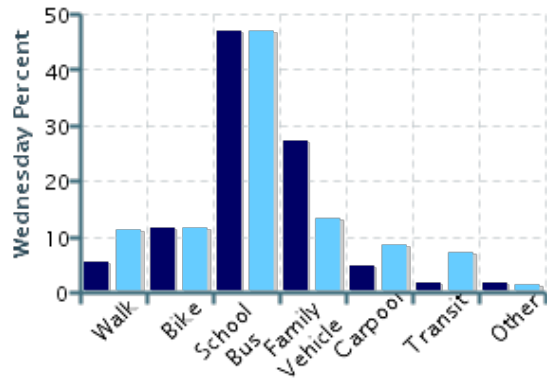
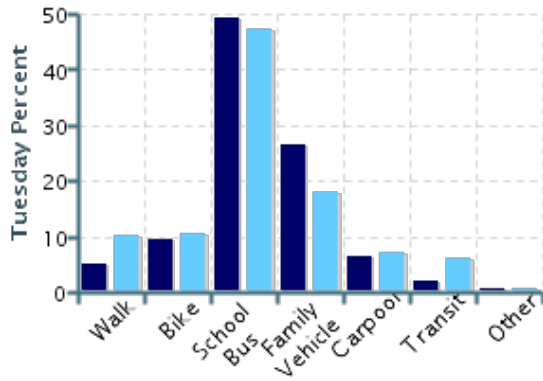
Morning and Afternoon Travel Mode Comparison

	Number of Trips	Walk	Bike	School Bus	Family Vehicle	Carpool	Transit	Other
Morning	901	6%	11%	49%	26%	6%	2%	1%
Afternoon	931	11%	11%	48%	14%	8%	6%	1%

Percentages may not total 100% due to rounding.

Morning and Afternoon Travel Mode Comparison by Day

■ Morning ■ Afternoon

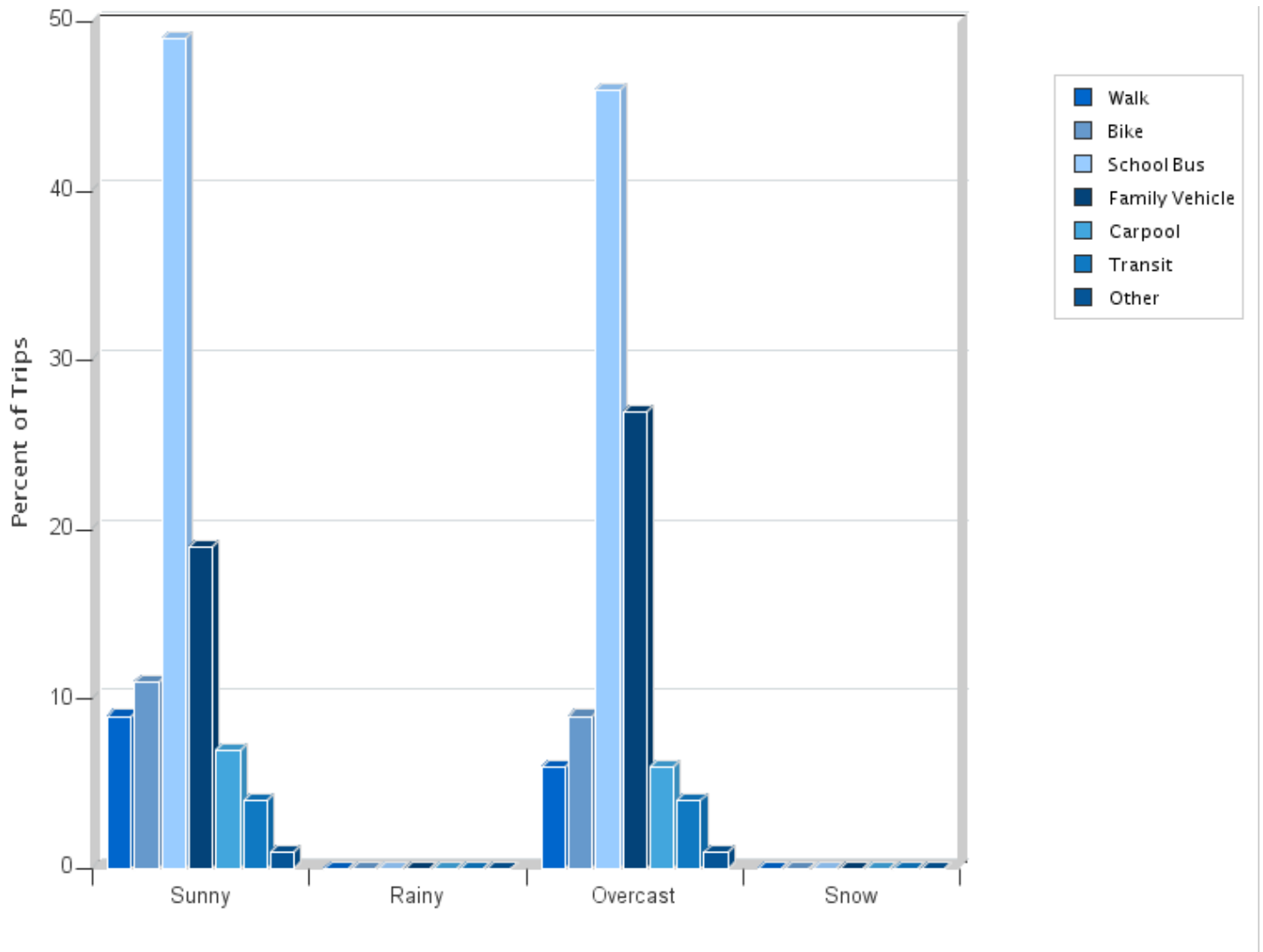


Morning and Afternoon Travel Mode Comparison by Day

	Number of Trips	Walk	Bike	School Bus	Family Vehicle	Carpool	Transit	Other
Tuesday AM	363	5%	10%	49%	26%	6%	2%	0.8%
Tuesday PM	383	10%	10%	47%	18%	7%	6%	0.8%
Wednesday AM	274	5%	12%	47%	27%	5%	2%	2%
Wednesday PM	279	11%	11%	47%	13%	9%	7%	1%
Thursday AM	264	6%	11%	50%	25%	6%	0.8%	2%
Thursday PM	269	13%	12%	50%	10%	7%	6%	1%

Percentages may not total 100% due to rounding.

Travel Mode by Weather Conditions



Travel Mode by Weather Condition

Weather Condition	Number of Trips	Walk	Bike	School Bus	Family Vehicle	Carpool	Transit	Other
Sunny	1462	9%	11%	49%	19%	7%	4%	1%
Rainy	0	0%	0%	0%	0%	0%	0%	0%
Overcast	370	6%	9%	46%	27%	6%	4%	1%
Snow	0	0%	0%	0%	0%	0%	0%	0%

Percentages may not total 100% due to rounding.