

# Student Travel Tally Report: One School in One Data Collection Period

**School Name:** White Hill Middle School

**Set ID:** 23918

**School Group:** Marin Safe Routes to Schools

**Month and Year Collected:** September 2017

**School Enrollment:** 800

**Date Report Generated:** 02/05/2018

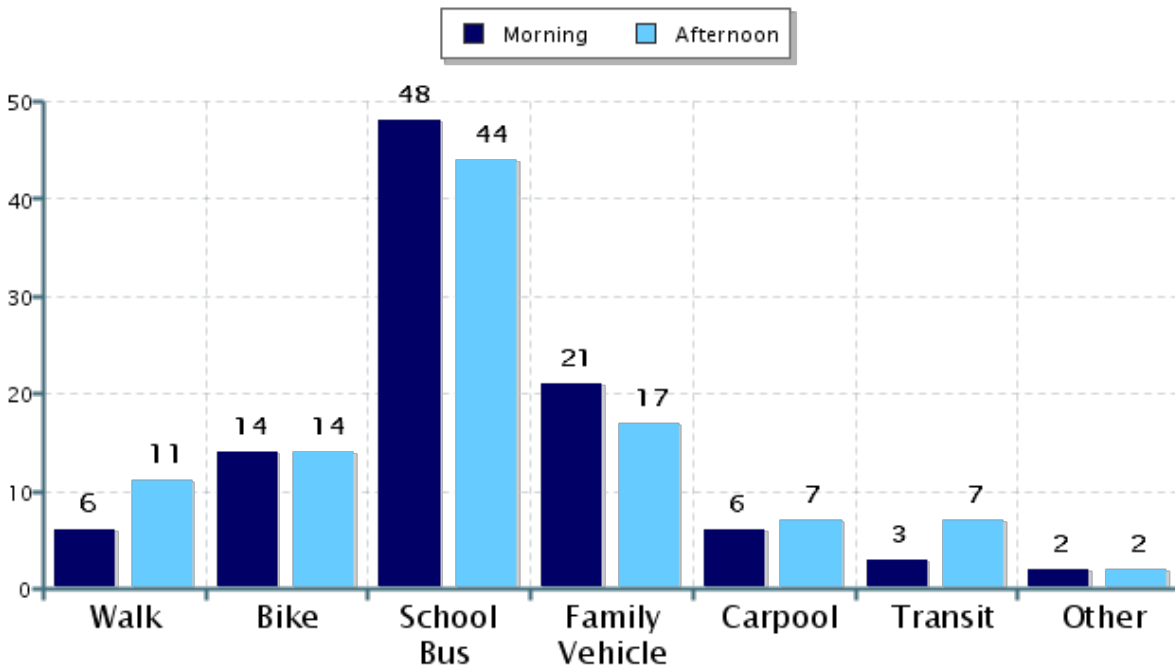
**% of Students reached by SRTS activities:** Don't Know

**Tags:**

**Number of Classrooms  
Included in Report:** 42

This report contains information from your school's classrooms about students' trip to and from school. The data used in this report were collected using the in-class Student Travel Tally questionnaire from the National Center for Safe Routes to School.

## Morning and Afternoon Travel Mode Comparison



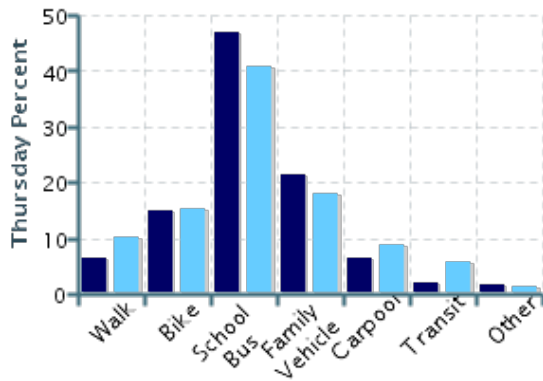
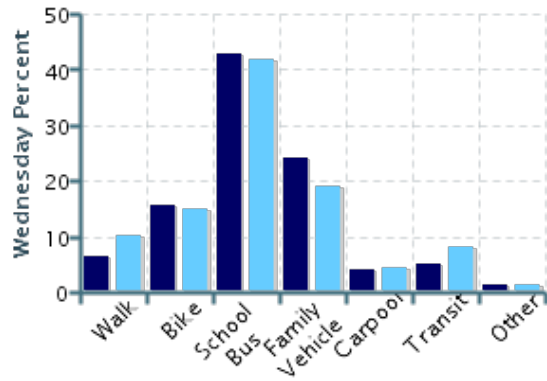
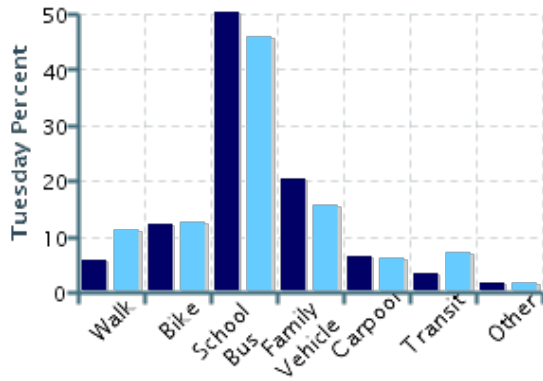
## Morning and Afternoon Travel Mode Comparison

	Number of Trips	Walk	Bike	School Bus	Family Vehicle	Carpool	Transit	Other
Morning	1301	6%	14%	48%	21%	6%	3%	2%
Afternoon	1174	11%	14%	44%	17%	7%	7%	2%

Percentages may not total 100% due to rounding.

## Morning and Afternoon Travel Mode Comparison by Day

■ Morning      ■ Afternoon

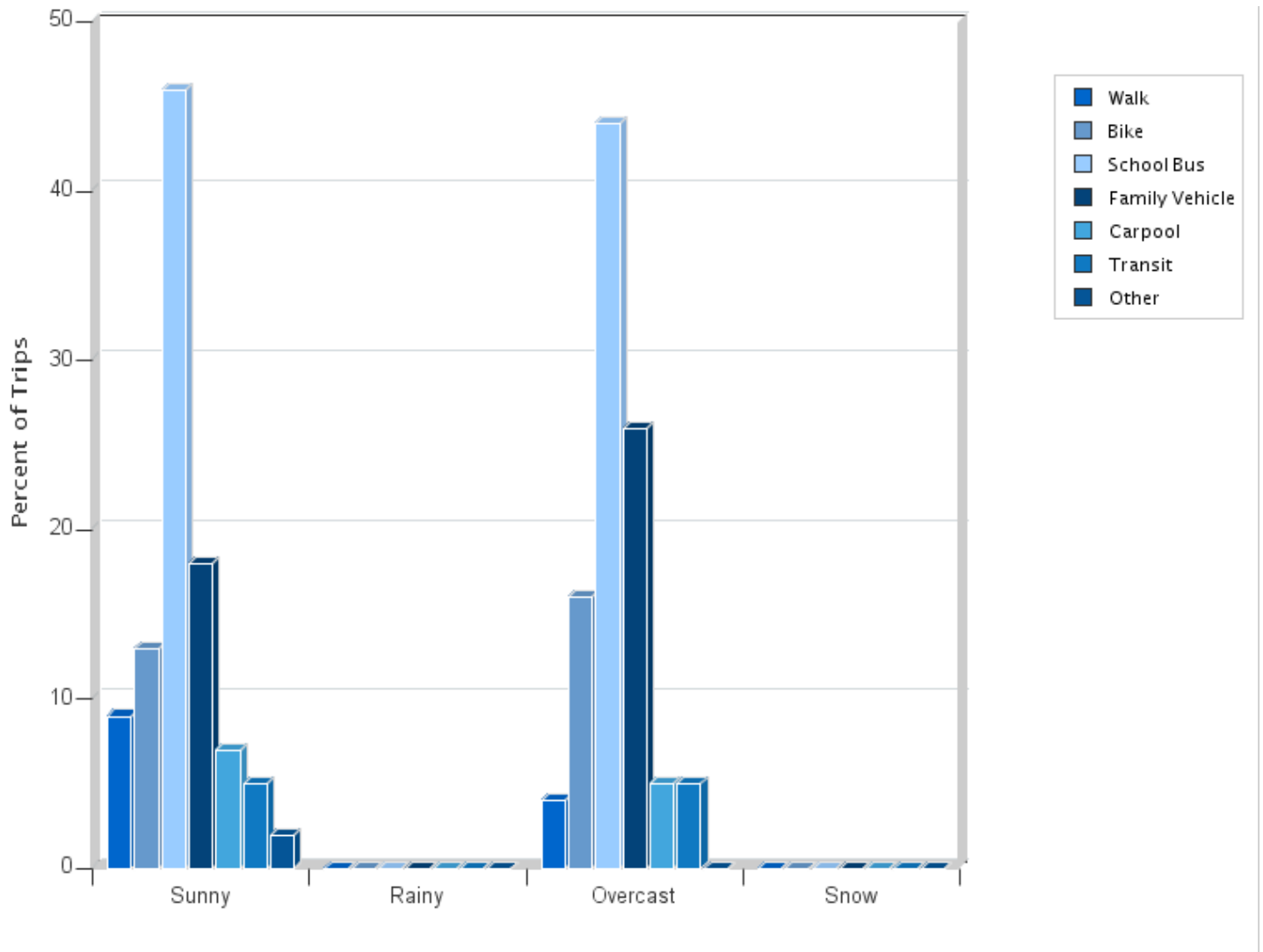


## Morning and Afternoon Travel Mode Comparison by Day

	Number of Trips	Walk	Bike	School Bus	Family Vehicle	Carpool	Transit	Other
Tuesday AM	711	6%	12%	50%	21%	7%	3%	2%
Tuesday PM	639	11%	13%	46%	16%	6%	7%	2%
Wednesday AM	228	7%	16%	43%	24%	4%	5%	1%
Wednesday PM	206	10%	15%	42%	19%	4%	8%	1%
Thursday AM	362	6%	15%	47%	22%	6%	2%	2%
Thursday PM	329	10%	15%	41%	18%	9%	6%	1%

Percentages may not total 100% due to rounding.

## Travel Mode by Weather Conditions



## Travel Mode by Weather Condition

Weather Condition	Number of Trips	Walk	Bike	School Bus	Family Vehicle	Carpool	Transit	Other
Sunny	2104	9%	13%	46%	18%	7%	5%	2%
Rainy	0	0%	0%	0%	0%	0%	0%	0%
Overcast	371	4%	16%	44%	26%	5%	5%	0.3%
Snow	0	0%	0%	0%	0%	0%	0%	0%

Percentages may not total 100% due to rounding.