

Student Travel Tally Report: One School in One Data Collection Period

School Name: White Hill Middle School

Set ID: 18715

School Group: Marin Safe Routes to Schools

Month and Year Collected: August 2015

School Enrollment: 768

Date Report Generated: 12/23/2015

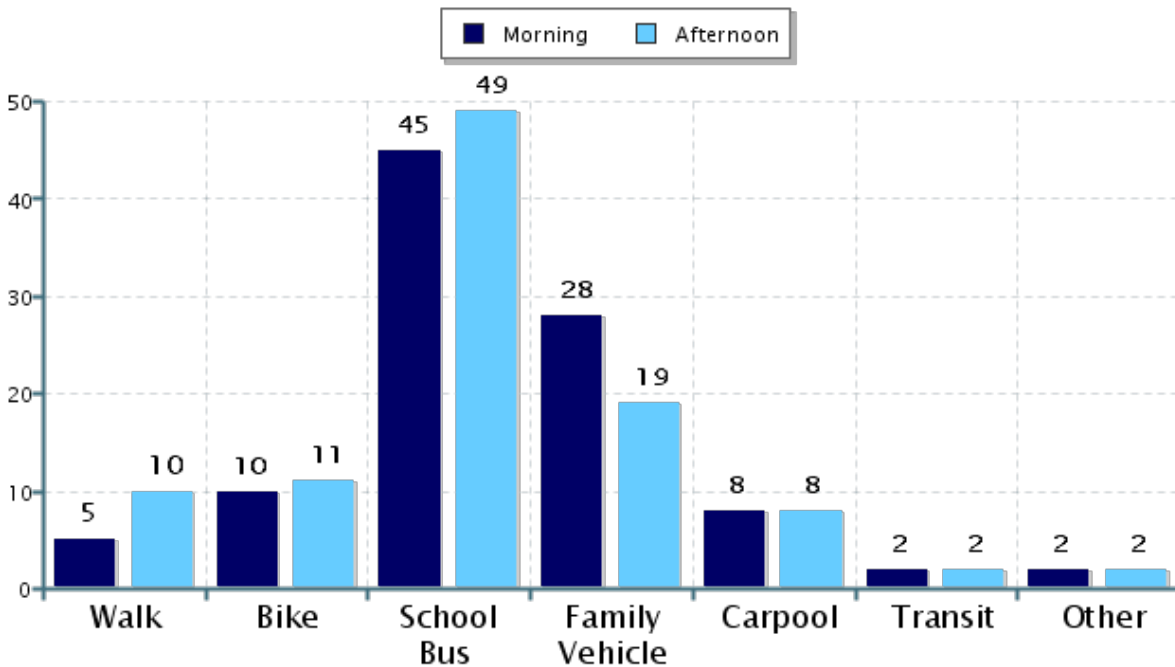
% of Students reached by SRTS activities: Don't Know

Tags:

**Number of Classrooms
Included in Report:** 16

This report contains information from your school's classrooms about students' trip to and from school. The data used in this report were collected using the in-class Student Travel Tally questionnaire from the National Center for Safe Routes to School.

Morning and Afternoon Travel Mode Comparison



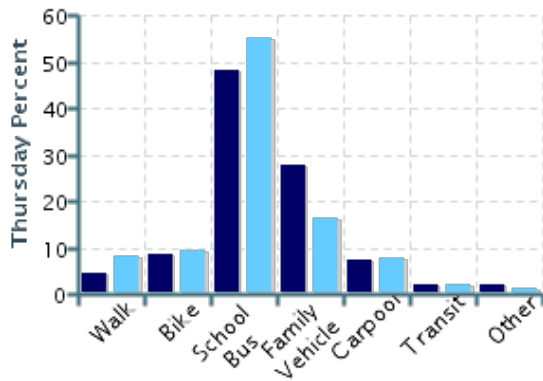
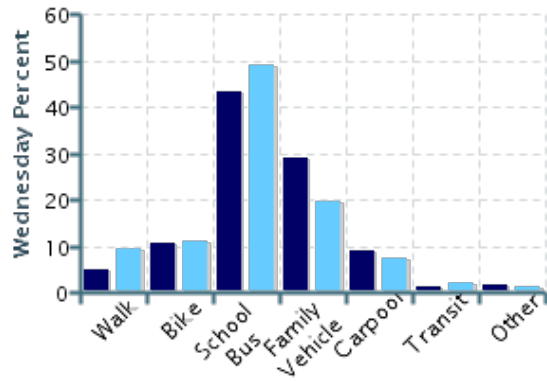
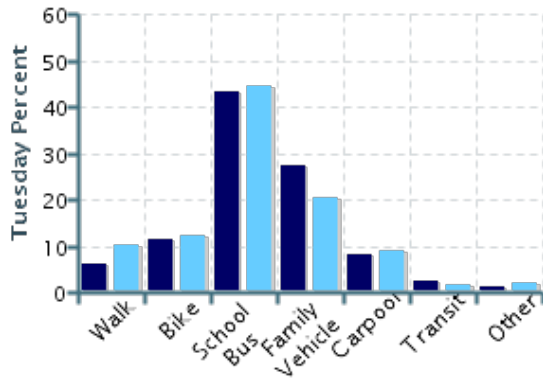
Morning and Afternoon Travel Mode Comparison

	Number of Trips	Walk	Bike	School Bus	Family Vehicle	Carpool	Transit	Other
Morning	1074	5%	10%	45%	28%	8%	2%	2%
Afternoon	840	10%	11%	49%	19%	8%	2%	2%

Percentages may not total 100% due to rounding.

Morning and Afternoon Travel Mode Comparison by Day

■ Morning ■ Afternoon

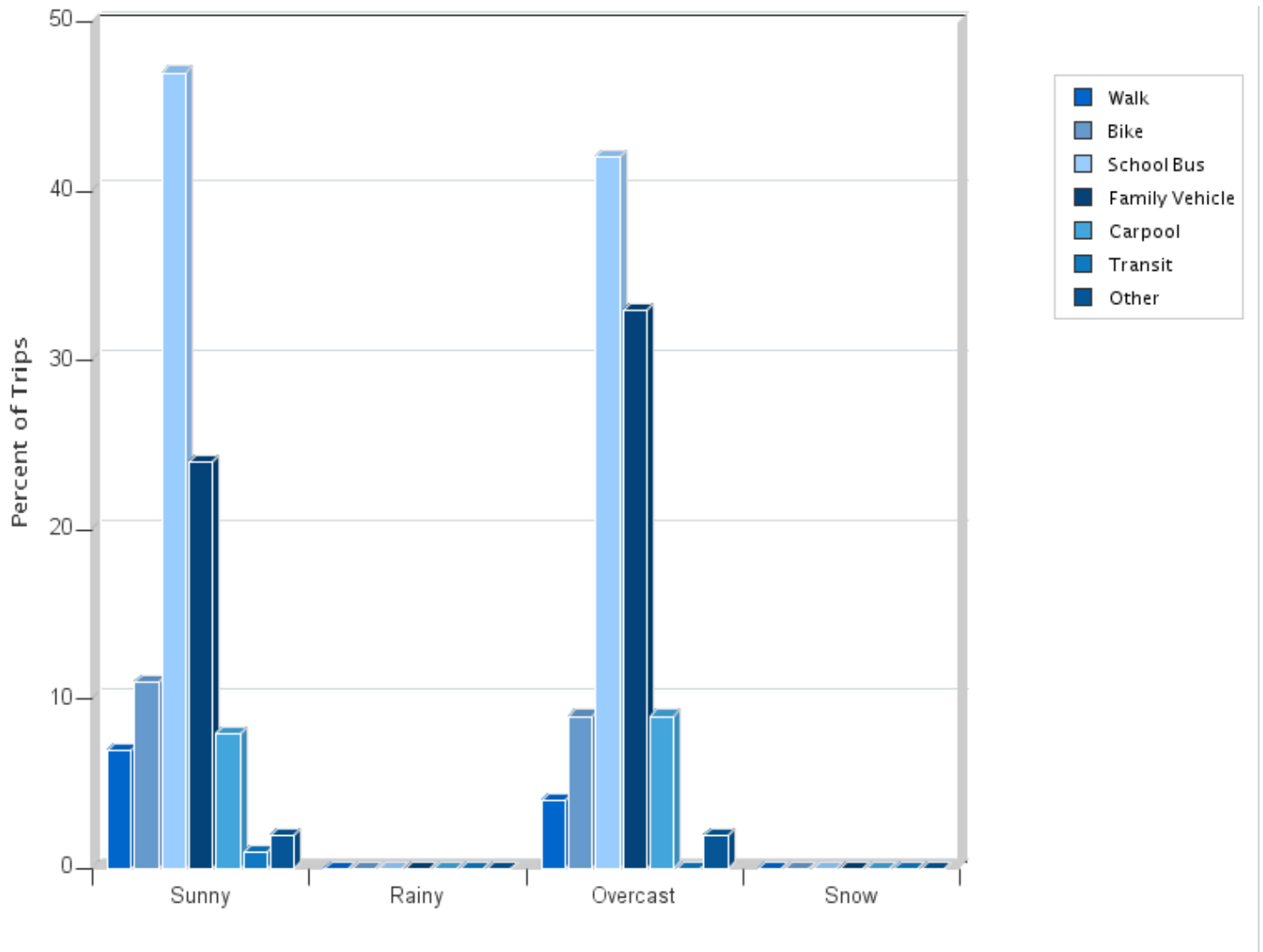


Morning and Afternoon Travel Mode Comparison by Day

	Number of Trips	Walk	Bike	School Bus	Family Vehicle	Carpool	Transit	Other
Tuesday AM	391	6%	12%	43%	27%	8%	2%	1%
Tuesday PM	341	10%	12%	45%	20%	9%	2%	2%
Wednesday AM	382	5%	11%	43%	29%	9%	1%	2%
Wednesday PM	305	10%	11%	49%	20%	8%	2%	1%
Thursday AM	301	4%	9%	48%	28%	7%	2%	2%
Thursday PM	194	8%	9%	55%	16%	8%	2%	1%

Percentages may not total 100% due to rounding.

Travel Mode by Weather Conditions



Travel Mode by Weather Condition

Weather Condition	Number of Trips	Walk	Bike	School Bus	Family Vehicle	Carpool	Transit	Other
Sunny	1497	7%	11%	47%	24%	8%	1%	2%
Rainy	0	0%	0%	0%	0%	0%	0%	0%
Overcast	45	4%	9%	42%	33%	9%	0%	2%
Snow	0	0%	0%	0%	0%	0%	0%	0%

Percentages may not total 100% due to rounding.