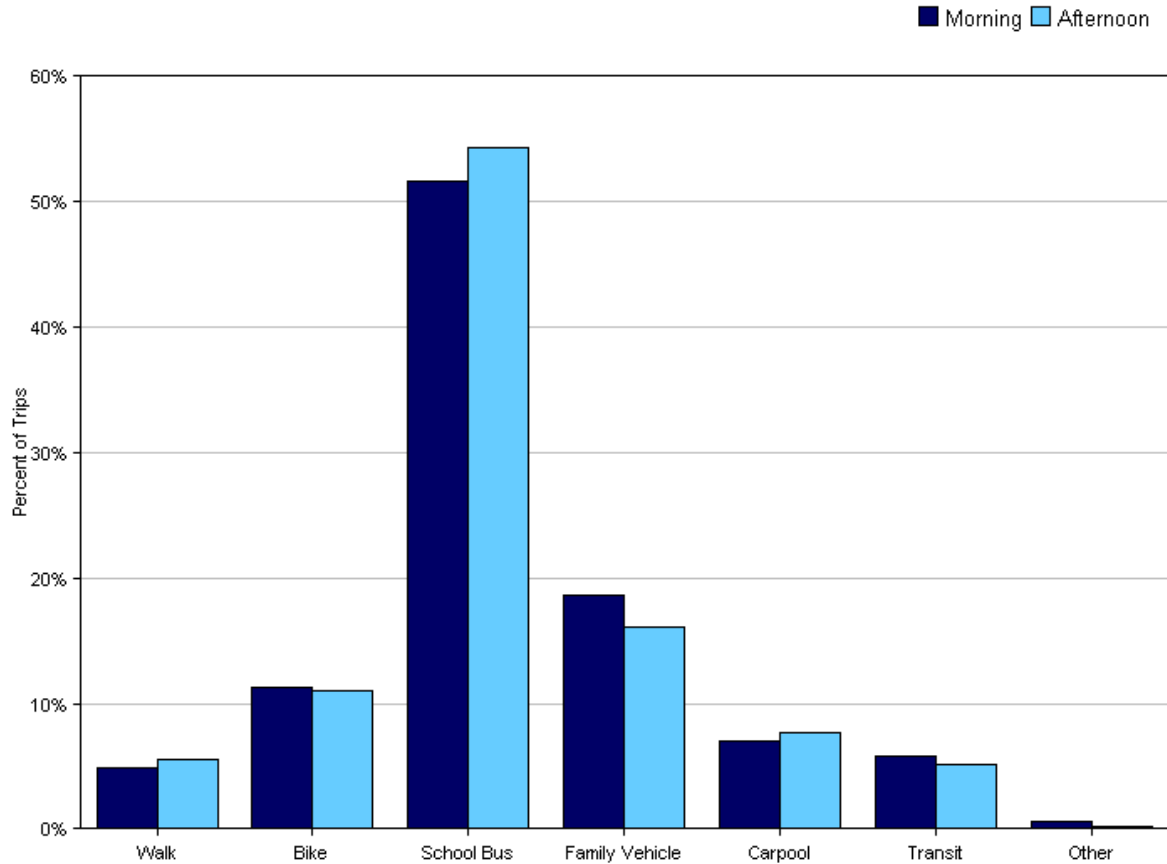


## Tally Report

<b>Program Name:</b>	Safe Routes to School	<b>Month and Year Collected:</b>	September 2010
<b>School Name:</b>	White Hill Middle	<b>Set ID:</b>	5114
<b>School Enrollment:</b>	625	<b>Date Report Generated:</b>	12/09/2010
<b>Enrollment within Grades Targeted by SRTS Program:</b>	625	<b>Number of Classrooms Included in Report:</b>	16
<b>Number of Classrooms in School:</b>	30		

### Morning and Afternoon Travel Mode Comparison

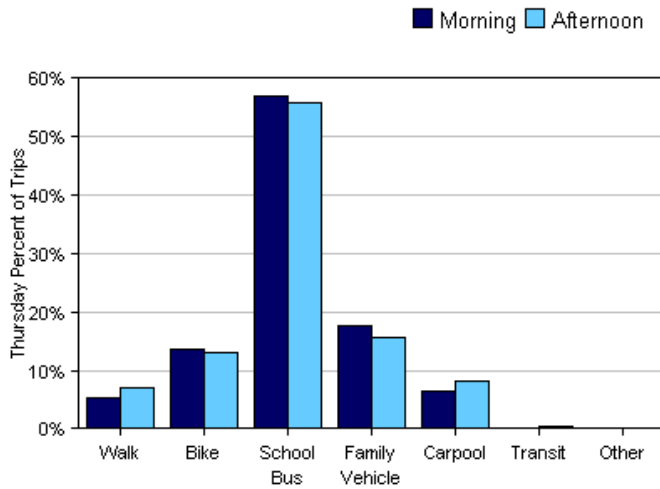
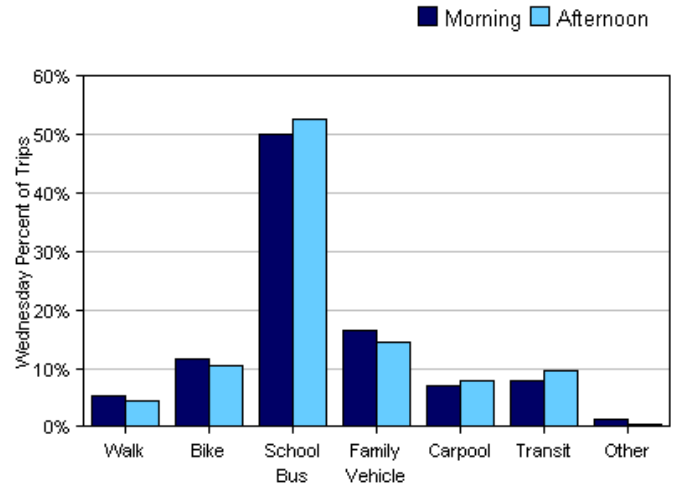
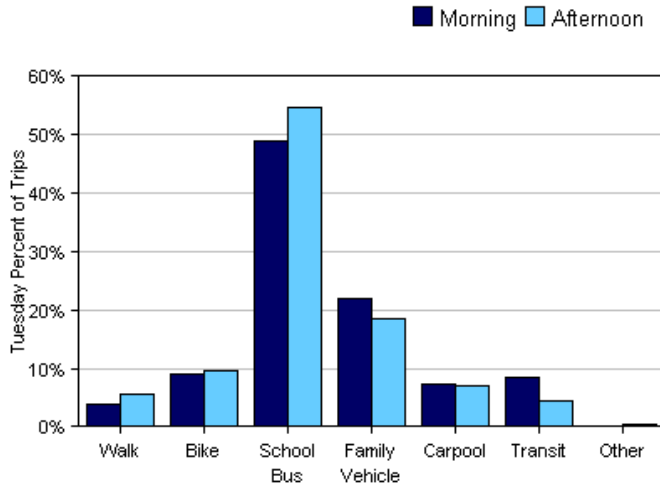


### Morning and Afternoon Travel Mode Comparison

	Number of Trips	Walk	Bike	School Bus	Family Vehicle	Carpool	Transit	Other
Morning	1016	5%	11%	52%	19%	7%	6%	0.6%
Afternoon	864	6%	11%	54%	16%	8%	5%	0.2%

Percentages may not total 100% due to rounding.

### Morning and Afternoon Travel Mode Comparison by Day

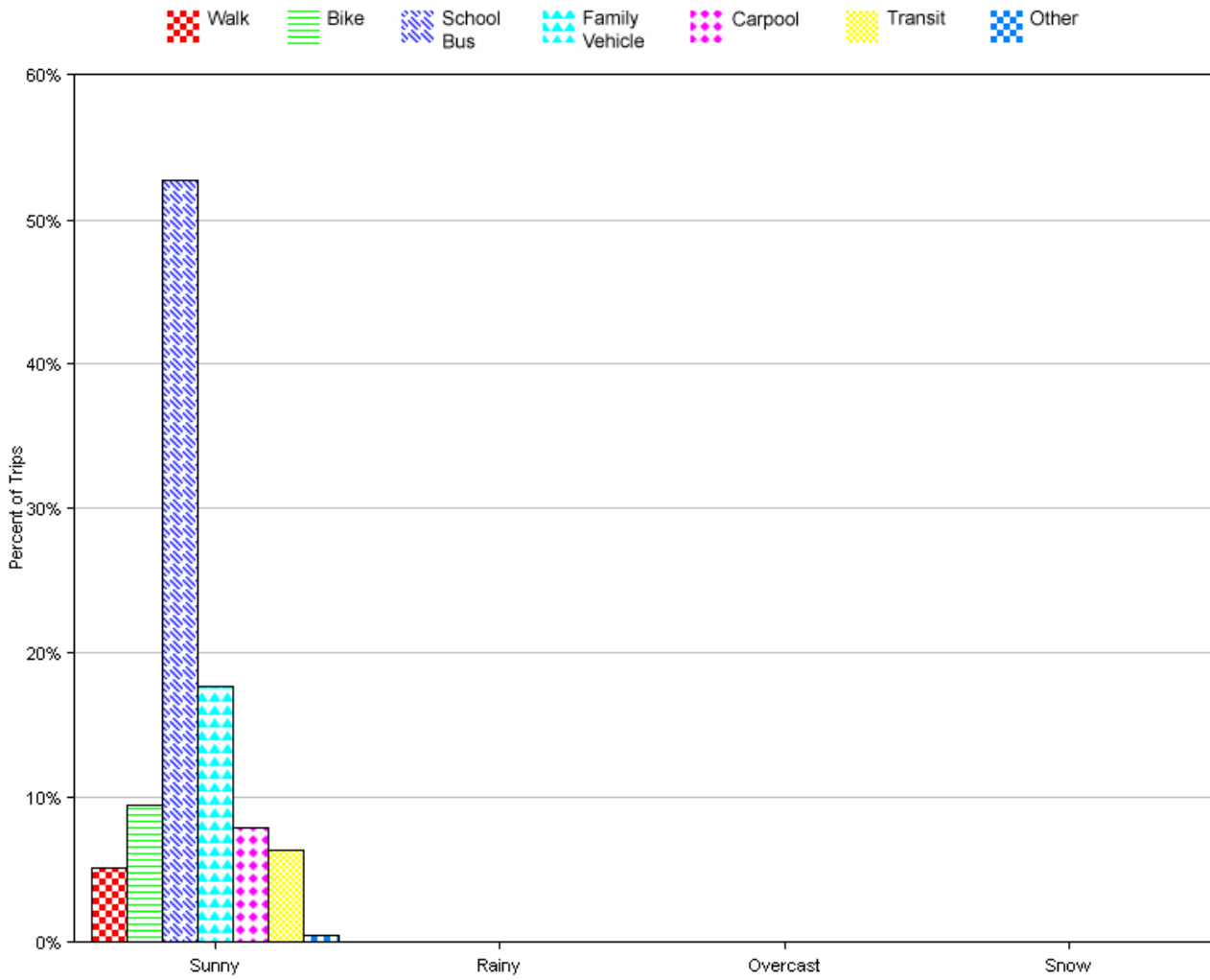


### Morning and Afternoon Travel Mode Comparison by Day

	Number of Trips	Walk	Bike	School Bus	Family Vehicle	Carpool	Transit	Other
Tuesday AM	352	4%	9%	49%	22%	7%	9%	0.3%
Tuesday PM	272	6%	10%	55%	18%	7%	4%	0.4%
Wednesday AM	369	5%	12%	50%	17%	7%	8%	1%
Wednesday PM	331	5%	11%	53%	15%	8%	10%	0.3%
Thursday AM	295	5%	14%	57%	18%	6%	0%	0%
Thursday PM	261	7%	13%	56%	16%	8%	0.4%	0%

Percentages may not total 100% due to rounding.

### Travel Mode by Weather Conditions



### Travel Mode by Weather Condition

Weather Condition	Number of Trips	Walk	Bike	School Bus	Family Vehicle	Carpool	Transit	Other
Sunny	1605	5%	9%	53%	18%	8%	6%	0.5%
Rainy	0	0%	0%	0%	0%	0%	0%	0%
Overcast	0	0%	0%	0%	0%	0%	0%	0%
Snow	0	0%	0%	0%	0%	0%	0%	0%

Percentages may not total 100% due to rounding.