

Student Travel Tally Report: One School in One Data Collection Period

School Name: West Marin School

Set ID: 20465

School Group: Marin Safe Routes to Schools

Month and Year Collected: May 2016

School Enrollment: 125

Date Report Generated: 11/25/2016

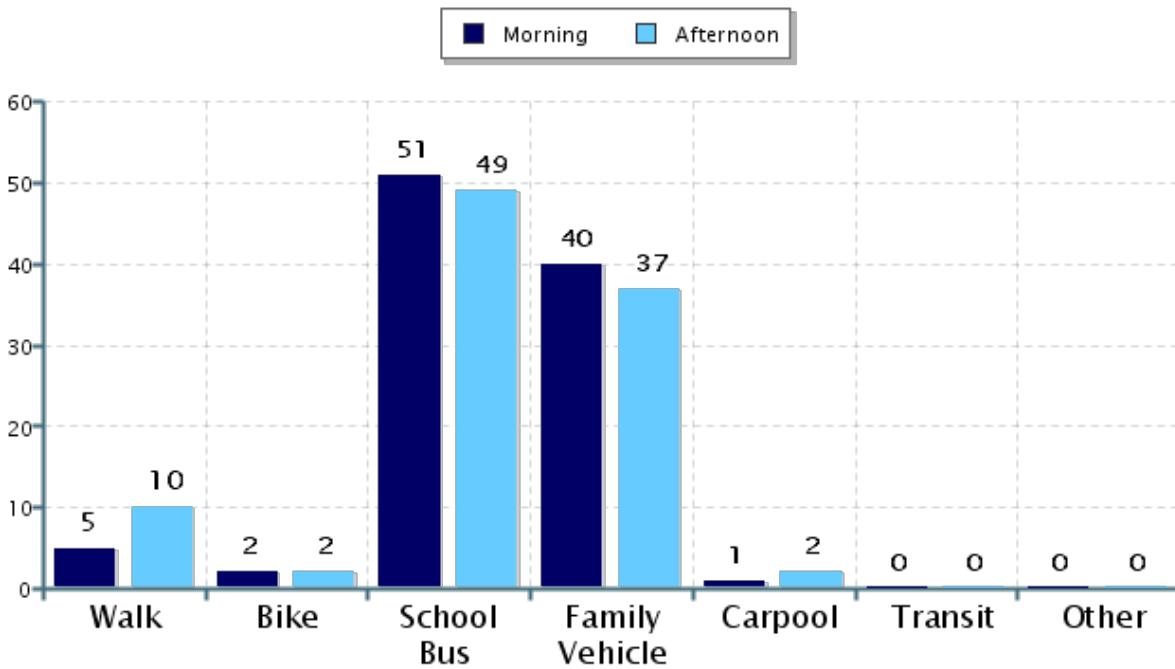
% of Students reached by SRTS activities: Don't Know

Tags: 2016 Spring Student Tally

**Number of Classrooms
Included in Report:** 10

This report contains information from your school's classrooms about students' trip to and from school. The data used in this report were collected using the in-class Student Travel Tally questionnaire from the National Center for Safe Routes to School.

Morning and Afternoon Travel Mode Comparison



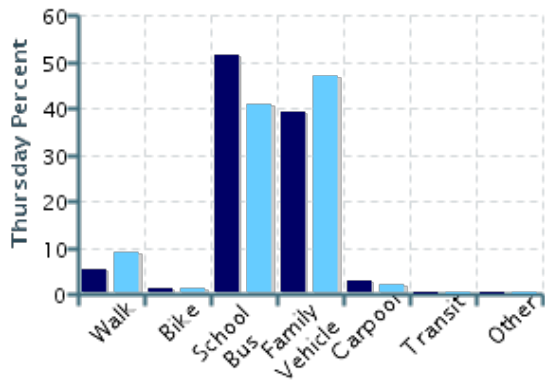
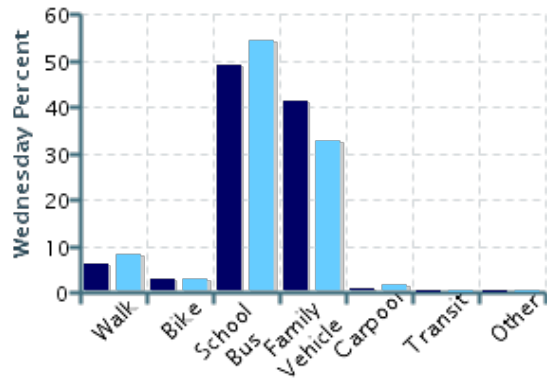
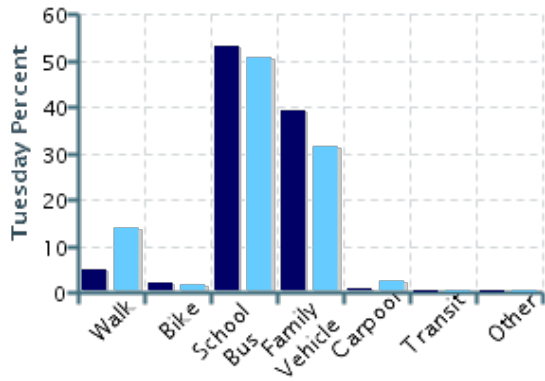
Morning and Afternoon Travel Mode Comparison

| | Number of Trips | Walk | Bike | School Bus | Family Vehicle | Carpool | Transit | Other |
|-----------|-----------------|------|------|------------|----------------|---------|---------|-------|
| Morning | 473 | 5% | 2% | 51% | 40% | 1% | 0% | 0% |
| Afternoon | 484 | 10% | 2% | 49% | 37% | 2% | 0% | 0% |

Percentages may not total 100% due to rounding.

Morning and Afternoon Travel Mode Comparison by Day

■ Morning ■ Afternoon

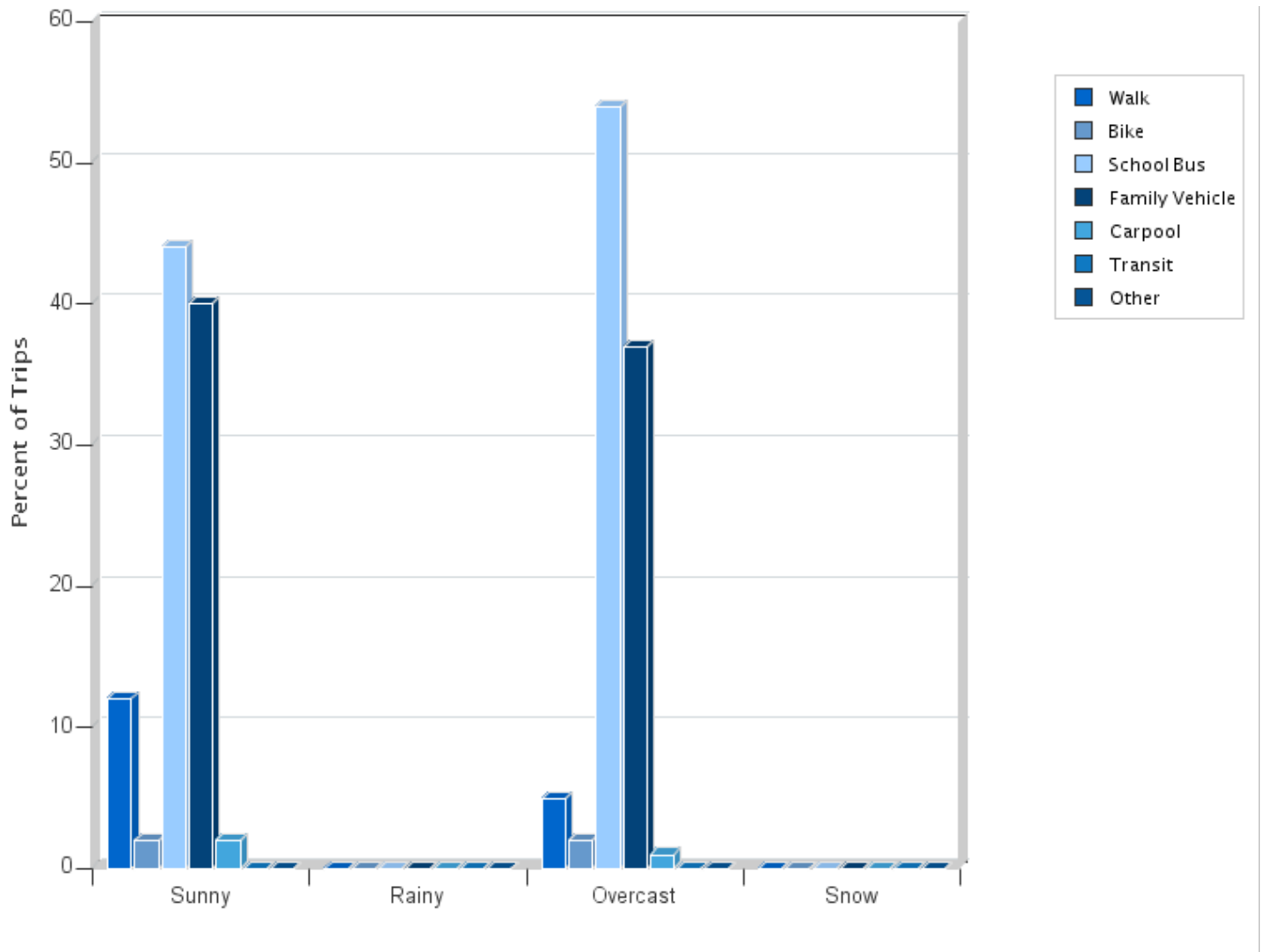


Morning and Afternoon Travel Mode Comparison by Day

| | Number of Trips | Walk | Bike | School Bus | Family Vehicle | Carpool | Transit | Other |
|--------------|-----------------|------|------|------------|----------------|---------|---------|-------|
| Tuesday AM | 158 | 5% | 2% | 53% | 39% | 0.6% | 0% | 0% |
| Tuesday PM | 168 | 14% | 2% | 51% | 32% | 2% | 0% | 0% |
| Wednesday AM | 167 | 6% | 3% | 49% | 41% | 0.6% | 0% | 0% |
| Wednesday PM | 169 | 8% | 3% | 54% | 33% | 2% | 0% | 0% |
| Thursday AM | 148 | 5% | 1% | 51% | 39% | 3% | 0% | 0% |
| Thursday PM | 147 | 9% | 1% | 41% | 47% | 2% | 0% | 0% |

Percentages may not total 100% due to rounding.

Travel Mode by Weather Conditions



Travel Mode by Weather Condition

| Weather Condition | Number of Trips | Walk | Bike | School Bus | Family Vehicle | Carpool | Transit | Other |
|-------------------|-----------------|------|------|------------|----------------|---------|---------|-------|
| Sunny | 375 | 12% | 2% | 44% | 40% | 2% | 0% | 0% |
| Rainy | 0 | 0% | 0% | 0% | 0% | 0% | 0% | 0% |
| Overcast | 582 | 5% | 2% | 54% | 37% | 1% | 0% | 0% |
| Snow | 0 | 0% | 0% | 0% | 0% | 0% | 0% | 0% |

Percentages may not total 100% due to rounding.