

# Student Travel Tally Report: One School in One Data Collection Period

**School Name:** West Marin School

**Set ID:** 18714

**School Group:** Marin Safe Routes to Schools

**Month and Year Collected:** September 2015

**School Enrollment:** 125

**Date Report Generated:** 12/23/2015

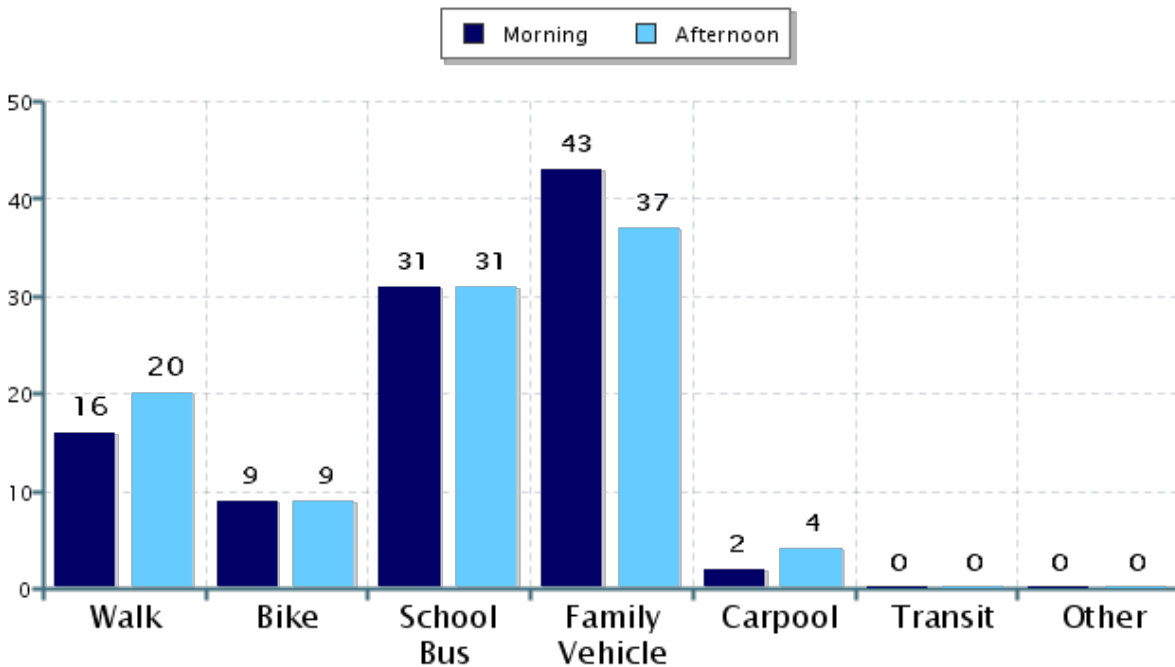
**% of Students reached by SRTS activities:** Don't Know

**Tags:**

**Number of Classrooms  
Included in Report:** 7

This report contains information from your school's classrooms about students' trip to and from school. The data used in this report were collected using the in-class Student Travel Tally questionnaire from the National Center for Safe Routes to School.

## Morning and Afternoon Travel Mode Comparison



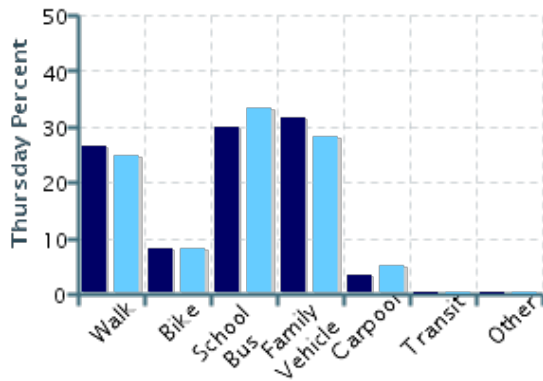
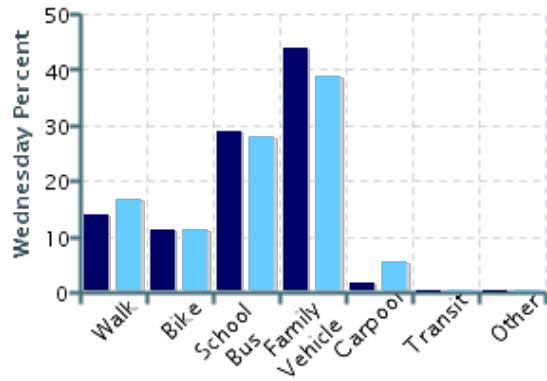
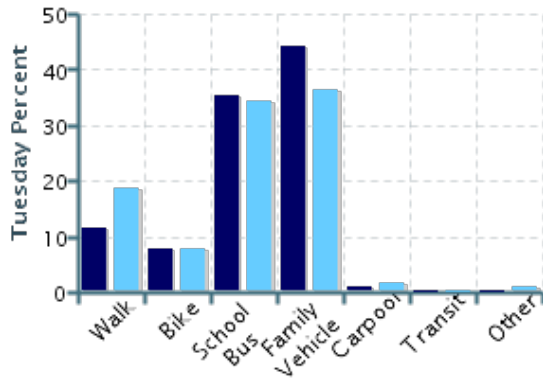
## Morning and Afternoon Travel Mode Comparison

	Number of Trips	Walk	Bike	School Bus	Family Vehicle	Carpool	Transit	Other
Morning	294	16%	9%	31%	43%	2%	0%	0%
Afternoon	276	20%	9%	31%	37%	4%	0%	0.4%

Percentages may not total 100% due to rounding.

## Morning and Afternoon Travel Mode Comparison by Day

■ Morning      ■ Afternoon

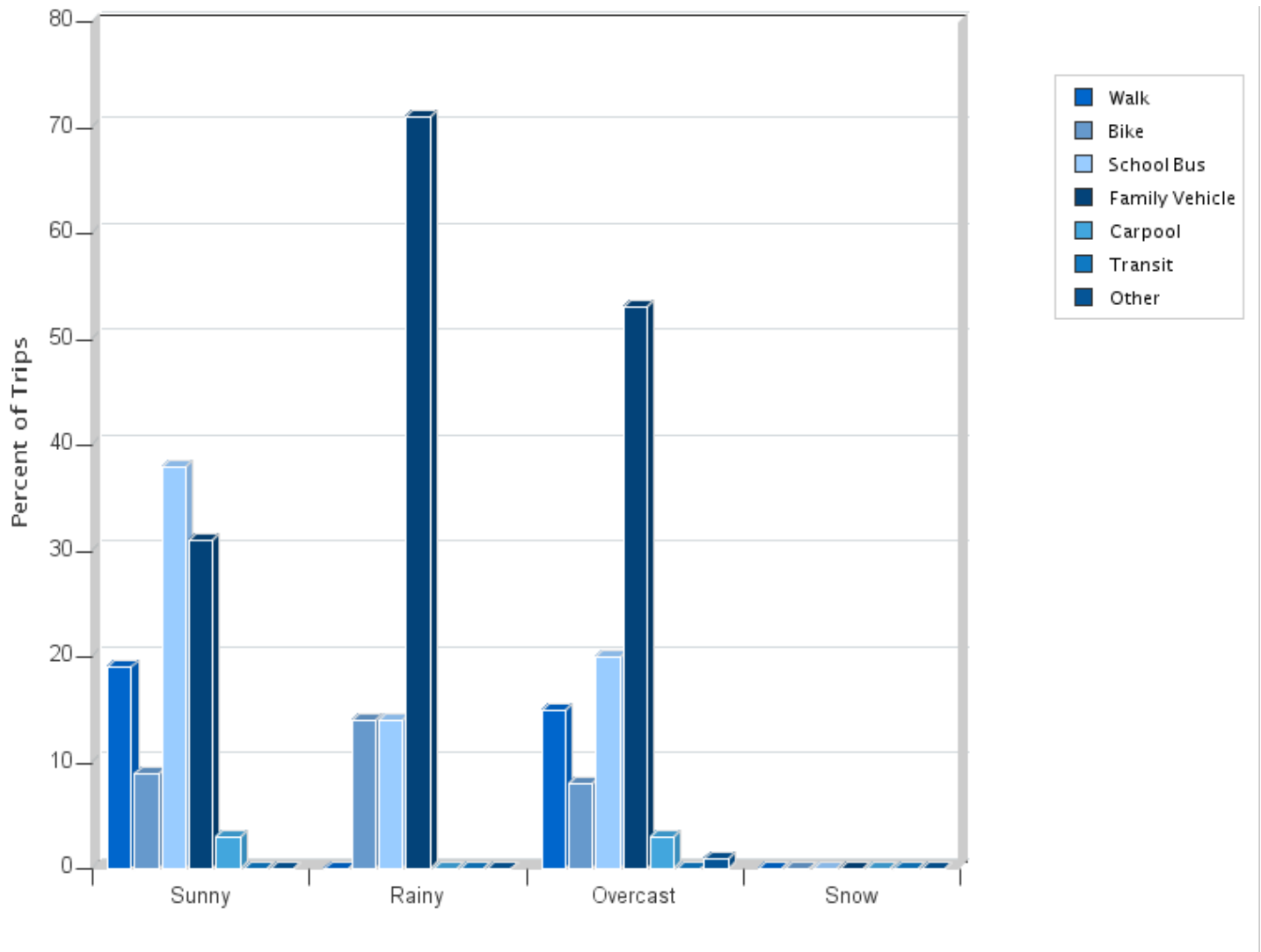


## Morning and Afternoon Travel Mode Comparison by Day

	Number of Trips	Walk	Bike	School Bus	Family Vehicle	Carpool	Transit	Other
Tuesday AM	113	12%	8%	35%	44%	0.9%	0%	0%
Tuesday PM	113	19%	8%	35%	36%	2%	0%	0.9%
Wednesday AM	107	14%	11%	29%	44%	2%	0%	0%
Wednesday PM	90	17%	11%	28%	39%	6%	0%	0%
Thursday AM	60	27%	8%	30%	32%	3%	0%	0%
Thursday PM	60	25%	8%	33%	28%	5%	0%	0%

Percentages may not total 100% due to rounding.

### Travel Mode by Weather Conditions



### Travel Mode by Weather Condition

Weather Condition	Number of Trips	Walk	Bike	School Bus	Family Vehicle	Carpool	Transit	Other
Sunny	348	19%	9%	38%	31%	3%	0%	0%
Rainy	14	0%	14%	14%	71%	0%	0%	0%
Overcast	195	15%	8%	20%	53%	3%	0%	0.5%
Snow	0	0%	0%	0%	0%	0%	0%	0%

Percentages may not total 100% due to rounding.