

Student Travel Tally Report: One School in One Data Collection Period

School Name: Wade Thomas

Set ID: 26588

School Group: Marin Safe Routes to Schools

Month and Year Collected: September 2018

School Enrollment: 394

Date Report Generated: 11/16/2018

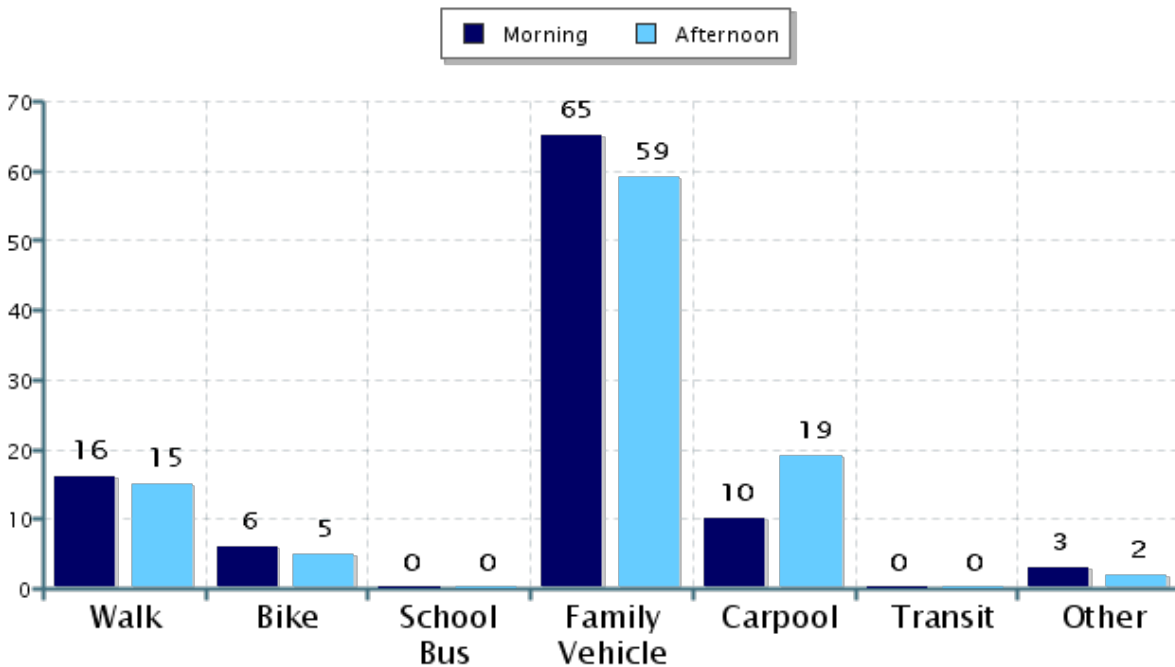
% of Students reached by SRTS activities: Don't Know

Tags:

**Number of Classrooms
Included in Report:** 7

This report contains information from your school's classrooms about students' trip to and from school. The data used in this report were collected using the in-class Student Travel Tally questionnaire from the National Center for Safe Routes to School.

Morning and Afternoon Travel Mode Comparison



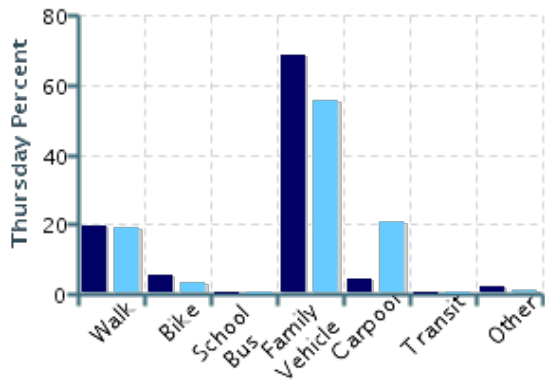
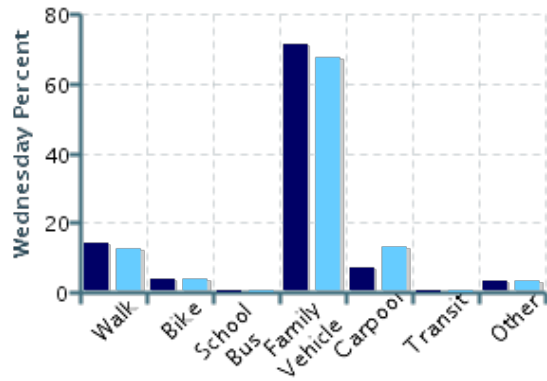
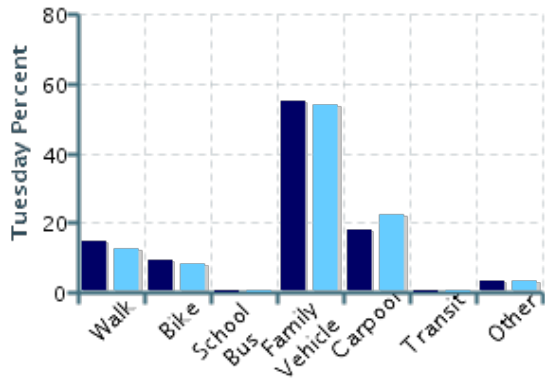
Morning and Afternoon Travel Mode Comparison

	Number of Trips	Walk	Bike	School Bus	Family Vehicle	Carpool	Transit	Other
Morning	285	16%	6%	0%	65%	10%	0%	3%
Afternoon	281	15%	5%	0%	59%	19%	0%	2%

Percentages may not total 100% due to rounding.

Morning and Afternoon Travel Mode Comparison by Day

■ Morning ■ Afternoon

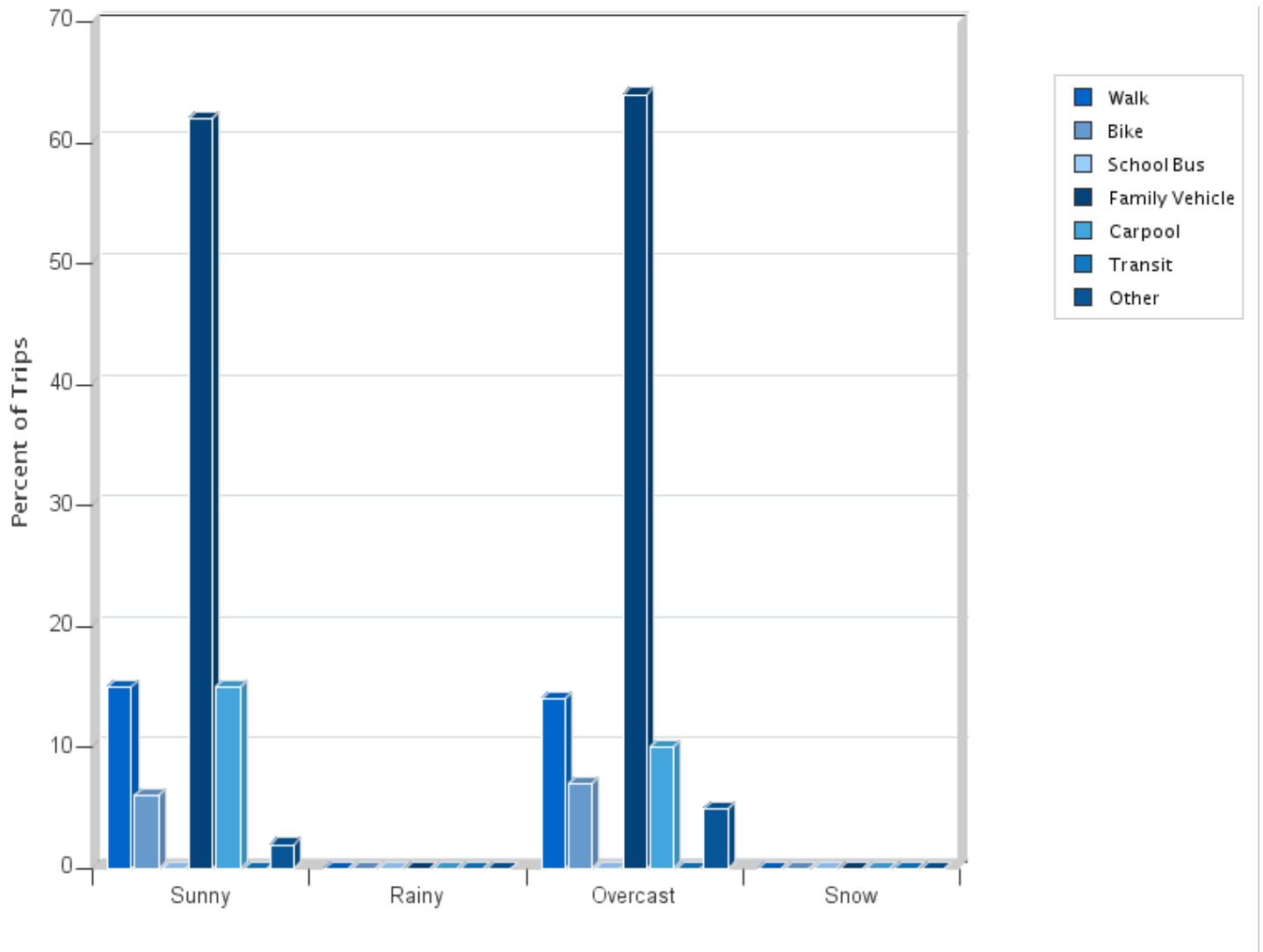


Morning and Afternoon Travel Mode Comparison by Day

	Number of Trips	Walk	Bike	School Bus	Family Vehicle	Carpool	Transit	Other
Tuesday AM	95	15%	9%	0%	55%	18%	0%	3%
Tuesday PM	95	13%	8%	0%	54%	22%	0%	3%
Wednesday AM	98	14%	4%	0%	71%	7%	0%	3%
Wednesday PM	98	12%	4%	0%	67%	13%	0%	3%
Thursday AM	92	20%	5%	0%	68%	4%	0%	2%
Thursday PM	88	19%	3%	0%	56%	20%	0%	1%

Percentages may not total 100% due to rounding.

Travel Mode by Weather Conditions



Travel Mode by Weather Condition

Weather Condition	Number of Trips	Walk	Bike	School Bus	Family Vehicle	Carpool	Transit	Other
Sunny	524	15%	6%	0%	62%	15%	0%	2%
Rainy	0	0%	0%	0%	0%	0%	0%	0%
Overcast	42	14%	7%	0%	64%	10%	0%	5%
Snow	0	0%	0%	0%	0%	0%	0%	0%

Percentages may not total 100% due to rounding.