

Student Travel Tally Report: One School in One Data Collection Period

School Name: Wade Thomas

Set ID: 25279

School Group: Marin Safe Routes to Schools

Month and Year Collected: May 2018

School Enrollment: 394

Date Report Generated: 06/13/2018

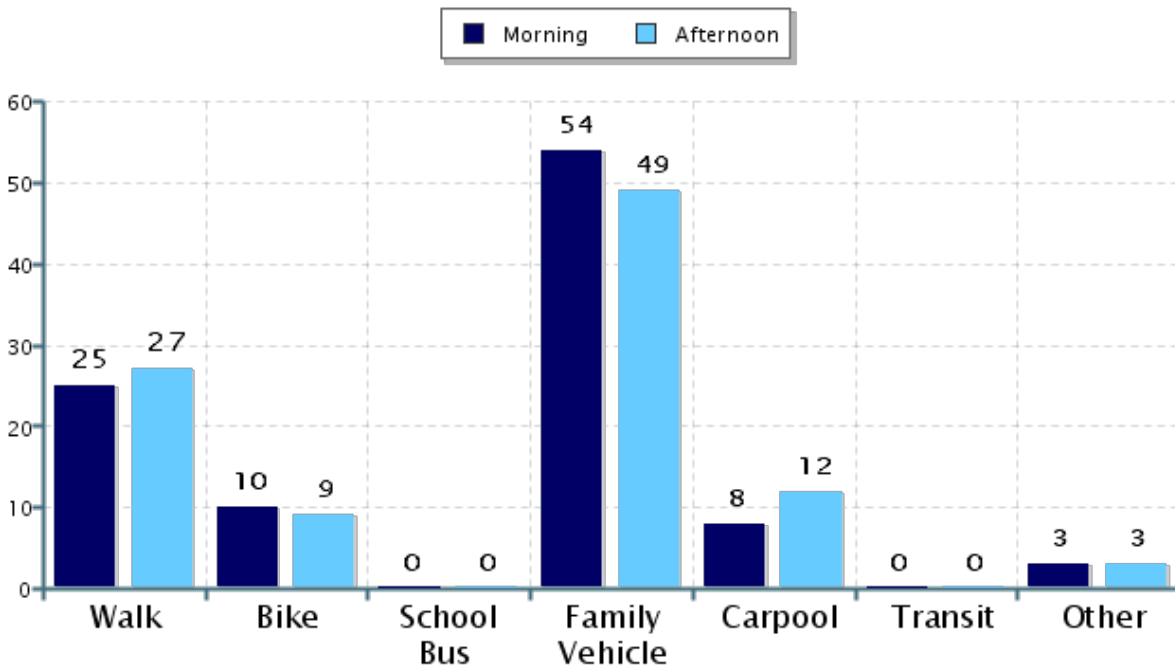
% of Students reached by SRTS activities: Don't Know

Tags:

**Number of Classrooms
Included in Report:** 23

This report contains information from your school's classrooms about students' trip to and from school. The data used in this report were collected using the in-class Student Travel Tally questionnaire from the National Center for Safe Routes to School.

Morning and Afternoon Travel Mode Comparison



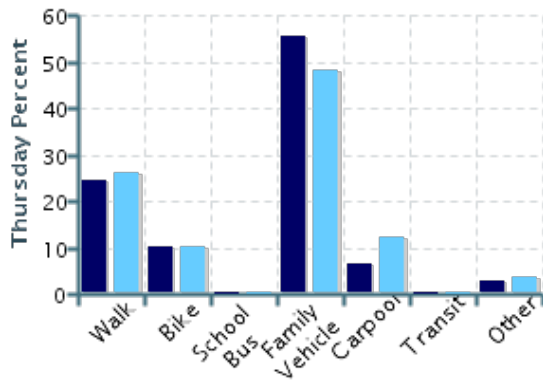
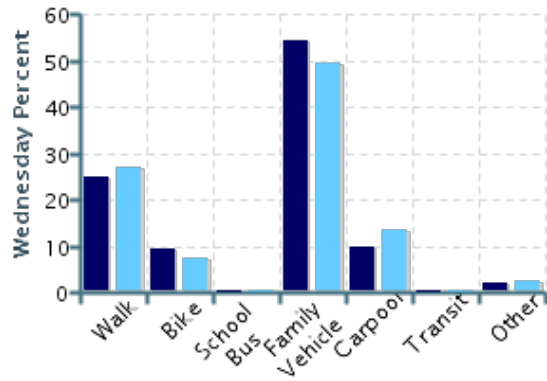
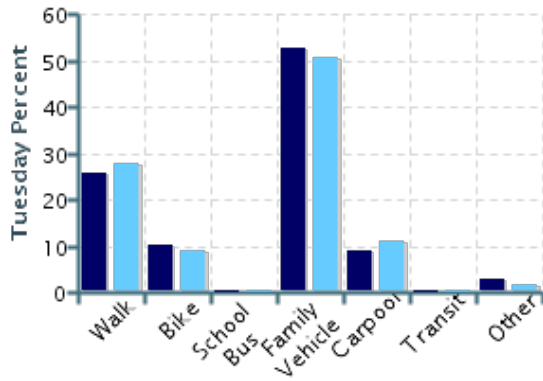
Morning and Afternoon Travel Mode Comparison

	Number of Trips	Walk	Bike	School Bus	Family Vehicle	Carpool	Transit	Other
Morning	989	25%	10%	0%	54%	8%	0%	3%
Afternoon	860	27%	9%	0%	49%	12%	0%	3%

Percentages may not total 100% due to rounding.

Morning and Afternoon Travel Mode Comparison by Day

■ Morning ■ Afternoon

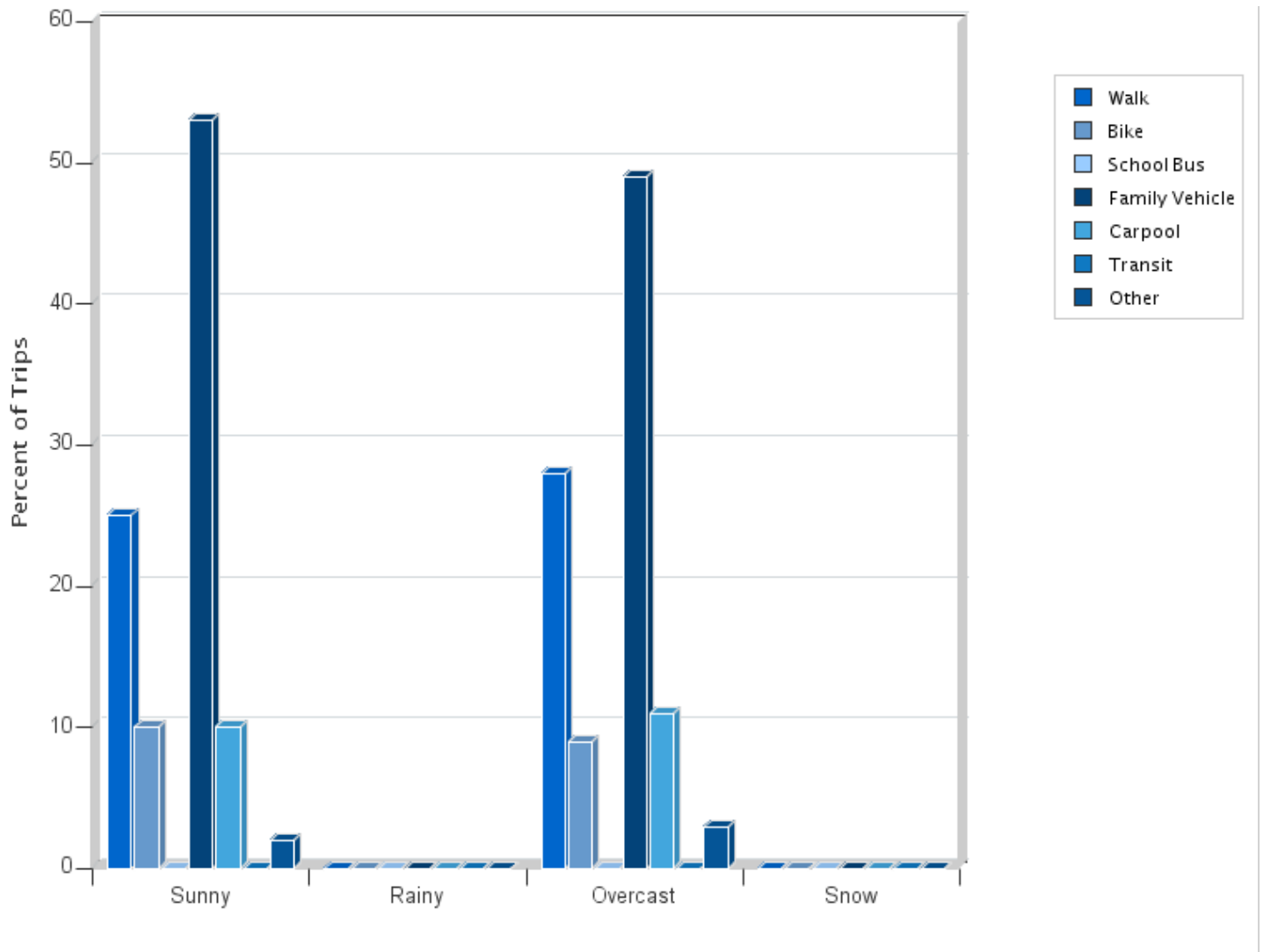


Morning and Afternoon Travel Mode Comparison by Day

	Number of Trips	Walk	Bike	School Bus	Family Vehicle	Carpool	Transit	Other
Tuesday AM	375	26%	10%	0%	53%	9%	0%	3%
Tuesday PM	333	28%	9%	0%	50%	11%	0%	2%
Wednesday AM	315	25%	9%	0%	54%	10%	0%	2%
Wednesday PM	273	27%	7%	0%	49%	14%	0%	3%
Thursday AM	299	24%	10%	0%	56%	7%	0%	3%
Thursday PM	254	26%	10%	0%	48%	12%	0%	4%

Percentages may not total 100% due to rounding.

Travel Mode by Weather Conditions



Travel Mode by Weather Condition

Weather Condition	Number of Trips	Walk	Bike	School Bus	Family Vehicle	Carpool	Transit	Other
Sunny	1258	25%	10%	0%	53%	10%	0%	2%
Rainy	0	0%	0%	0%	0%	0%	0%	0%
Overcast	549	28%	9%	0%	49%	11%	0%	3%
Snow	0	0%	0%	0%	0%	0%	0%	0%

Percentages may not total 100% due to rounding.