

# Student Travel Tally Report: One School in One Data Collection Period

**School Name:** Wade Thomas

**Set ID:** 23163

**School Group:** Marin Safe Routes to Schools

**Month and Year Collected:** May 2017

**School Enrollment:** 394

**Date Report Generated:** 06/28/2017

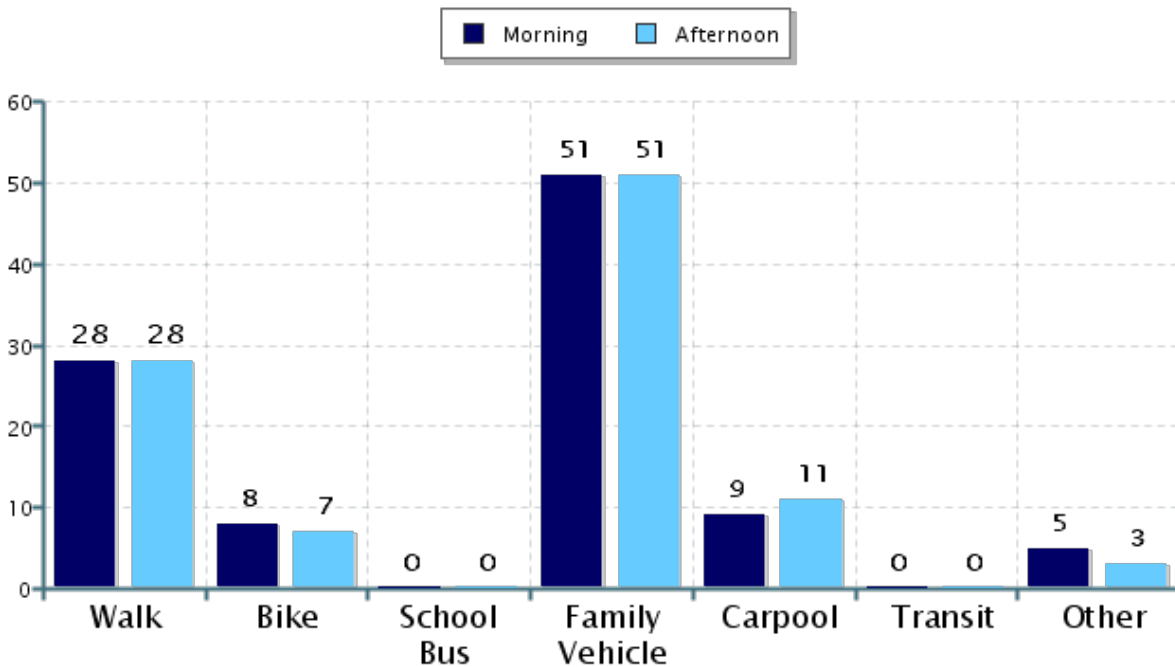
**% of Students reached by SRTS activities:** Don't Know

**Tags:**

**Number of Classrooms  
Included in Report:** 22

This report contains information from your school's classrooms about students' trip to and from school. The data used in this report were collected using the in-class Student Travel Tally questionnaire from the National Center for Safe Routes to School.

## Morning and Afternoon Travel Mode Comparison



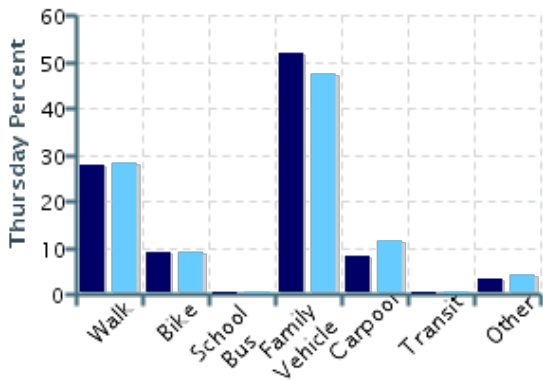
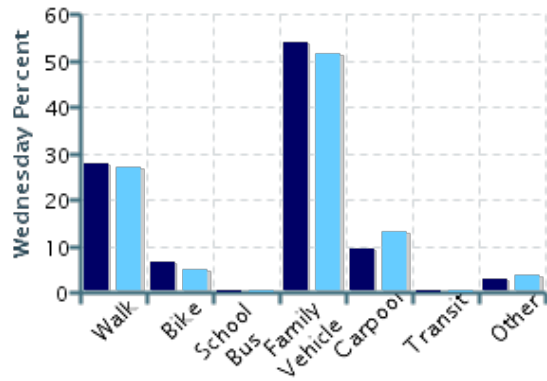
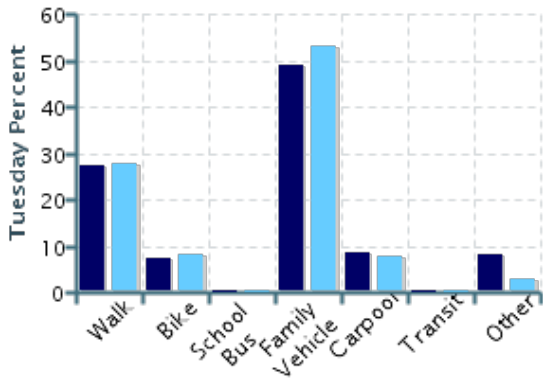
## Morning and Afternoon Travel Mode Comparison

	Number of Trips	Walk	Bike	School Bus	Family Vehicle	Carpool	Transit	Other
Morning	967	28%	8%	0%	51%	9%	0%	5%
Afternoon	847	28%	7%	0%	51%	11%	0%	3%

Percentages may not total 100% due to rounding.

## Morning and Afternoon Travel Mode Comparison by Day

■ Morning      ■ Afternoon

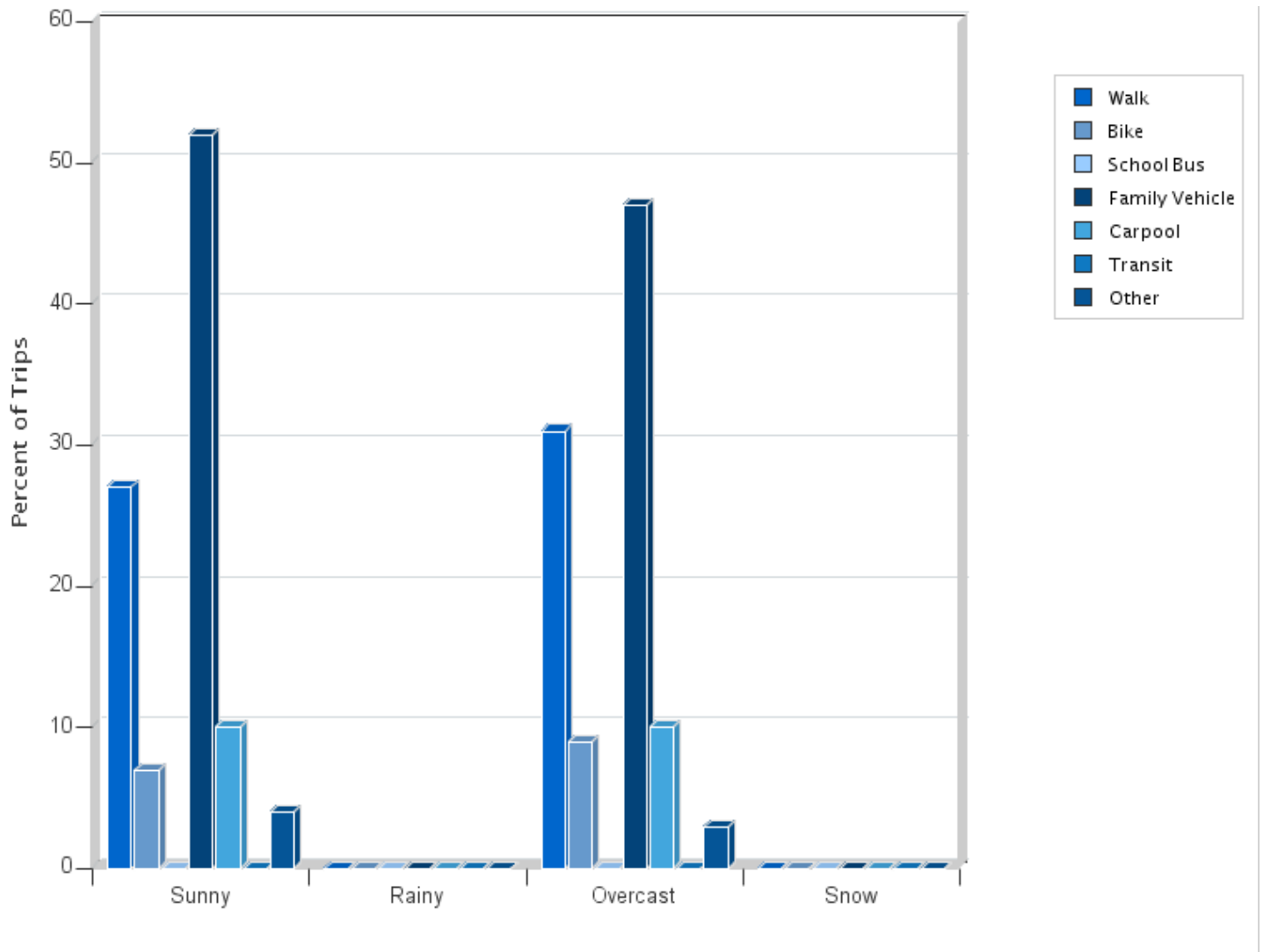


## Morning and Afternoon Travel Mode Comparison by Day

	Number of Trips	Walk	Bike	School Bus	Family Vehicle	Carpool	Transit	Other
Tuesday AM	338	27%	7%	0%	49%	9%	0%	8%
Tuesday PM	278	28%	8%	0%	53%	8%	0%	3%
Wednesday AM	337	28%	7%	0%	54%	9%	0%	3%
Wednesday PM	314	27%	5%	0%	52%	13%	0%	4%
Thursday AM	292	28%	9%	0%	52%	8%	0%	3%
Thursday PM	255	28%	9%	0%	47%	11%	0%	4%

Percentages may not total 100% due to rounding.

## Travel Mode by Weather Conditions



## Travel Mode by Weather Condition

Weather Condition	Number of Trips	Walk	Bike	School Bus	Family Vehicle	Carpool	Transit	Other
Sunny	1460	27%	7%	0%	52%	10%	0%	4%
Rainy	0	0%	0%	0%	0%	0%	0%	0%
Overcast	354	31%	9%	0%	47%	10%	0%	3%
Snow	0	0%	0%	0%	0%	0%	0%	0%

Percentages may not total 100% due to rounding.