

Student Travel Tally Report: One School in One Data Collection Period

School Name: Wade Thomas

Set ID: 17971

School Group: Marin Safe Routes to Schools

Month and Year Collected: May 2015

School Enrollment: 411

Date Report Generated: 09/22/2015

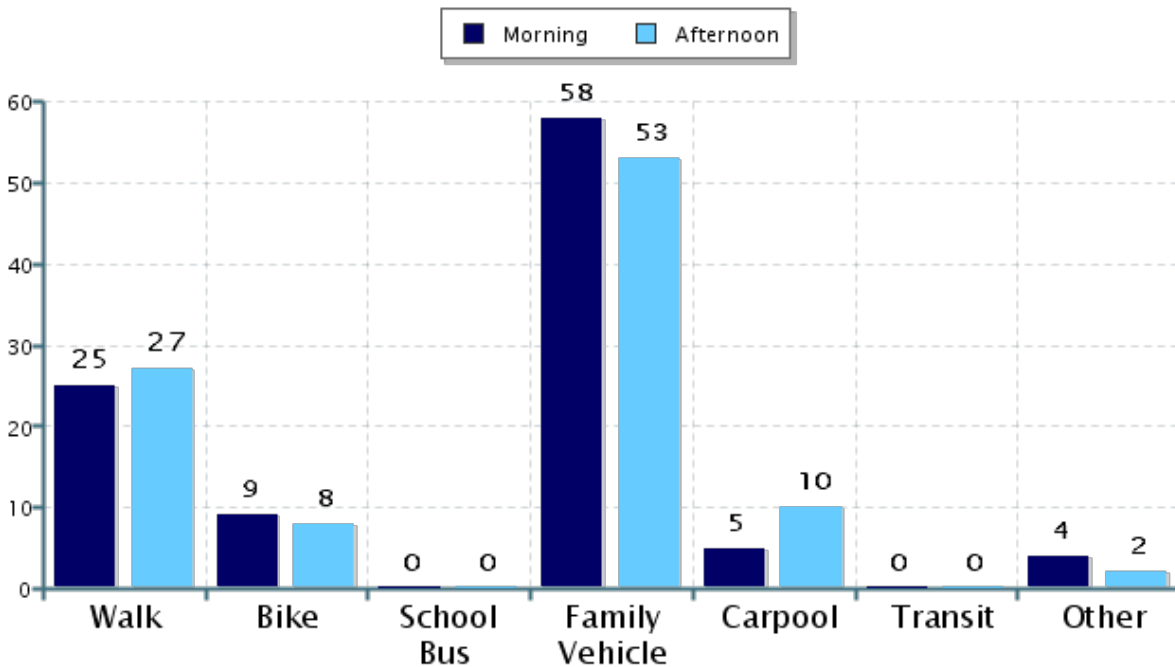
% of Students reached by SRTS activities: 76-100%

Tags:

**Number of Classrooms
Included in Report:** 19

This report contains information from your school's classrooms about students' trip to and from school. The data used in this report were collected using the in-class Student Travel Tally questionnaire from the National Center for Safe Routes to School.

Morning and Afternoon Travel Mode Comparison



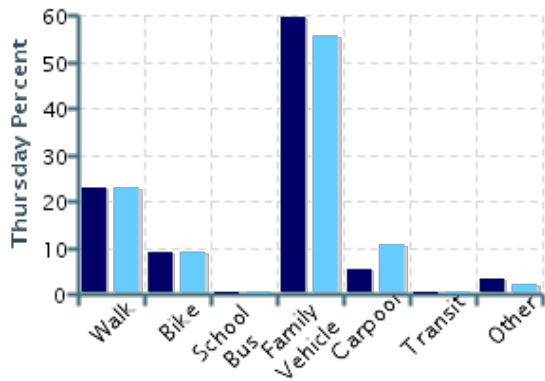
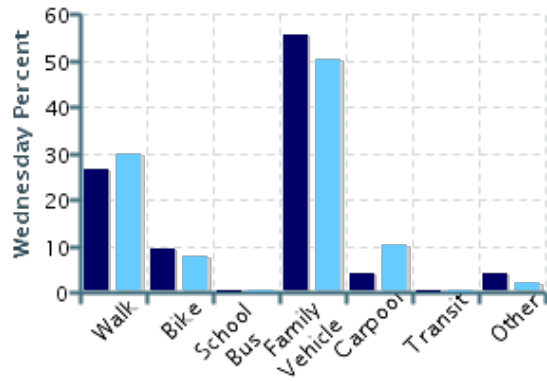
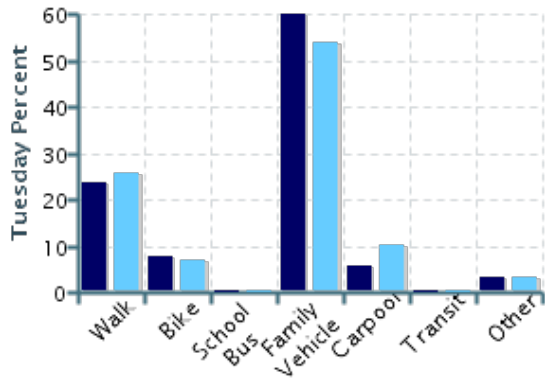
Morning and Afternoon Travel Mode Comparison

	Number of Trips	Walk	Bike	School Bus	Family Vehicle	Carpool	Transit	Other
Morning	1018	25%	9%	0%	58%	5%	0%	4%
Afternoon	852	27%	8%	0%	53%	10%	0%	2%

Percentages may not total 100% due to rounding.

Morning and Afternoon Travel Mode Comparison by Day

■ Morning ■ Afternoon

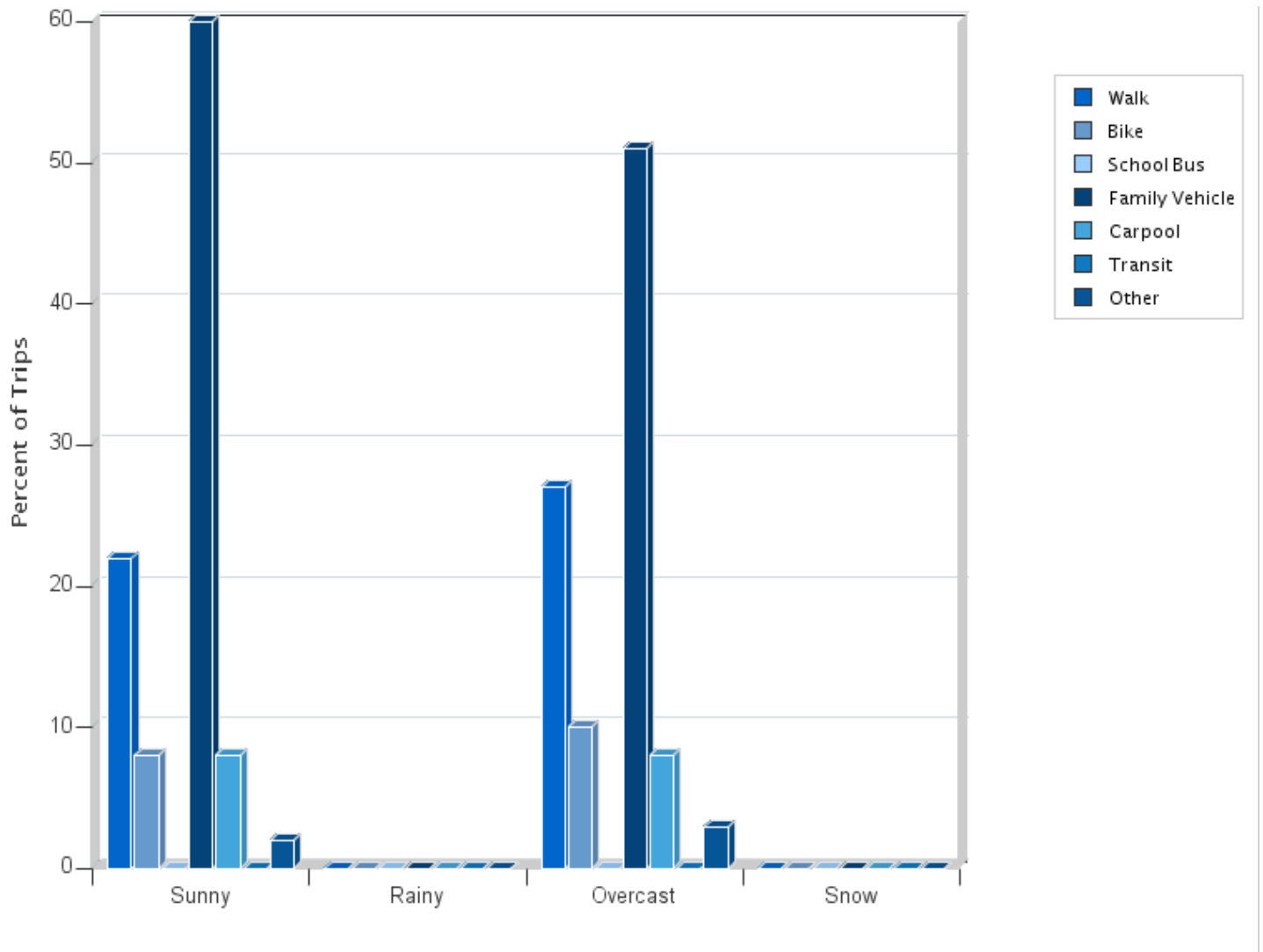


Morning and Afternoon Travel Mode Comparison by Day

	Number of Trips	Walk	Bike	School Bus	Family Vehicle	Carpool	Transit	Other
Tuesday AM	357	24%	8%	0%	60%	6%	0%	3%
Tuesday PM	317	26%	7%	0%	54%	10%	0%	3%
Wednesday AM	379	27%	9%	0%	56%	4%	0%	4%
Wednesday PM	330	30%	8%	0%	50%	10%	0%	2%
Thursday AM	282	23%	9%	0%	60%	5%	0%	3%
Thursday PM	205	23%	9%	0%	56%	11%	0%	2%

Percentages may not total 100% due to rounding.

Travel Mode by Weather Conditions



Travel Mode by Weather Condition

Weather Condition	Number of Trips	Walk	Bike	School Bus	Family Vehicle	Carpool	Transit	Other
Sunny	1033	22%	8%	0%	60%	8%	0%	2%
Rainy	0	0%	0%	0%	0%	0%	0%	0%
Overcast	441	27%	10%	0%	51%	8%	0%	3%
Snow	0	0%	0%	0%	0%	0%	0%	0%

Percentages may not total 100% due to rounding.