

Student Travel Tally Report: One School in One Data Collection Period

School Name: Wade Thomas

Set ID: 23977

School Group: Marin Safe Routes to Schools

Month and Year Collected: September 2017

School Enrollment: 400

Date Report Generated: 02/05/2018

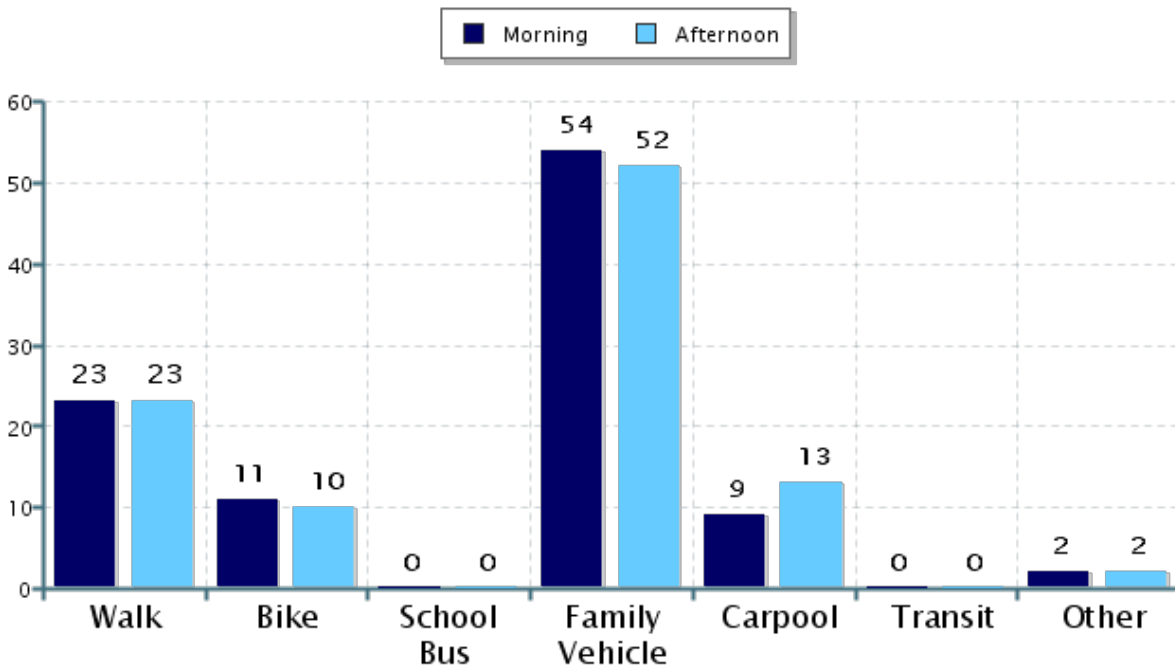
% of Students reached by SRTS activities: Don't Know

Tags:

**Number of Classrooms
Included in Report:** 12

This report contains information from your school's classrooms about students' trip to and from school. The data used in this report were collected using the in-class Student Travel Tally questionnaire from the National Center for Safe Routes to School.

Morning and Afternoon Travel Mode Comparison



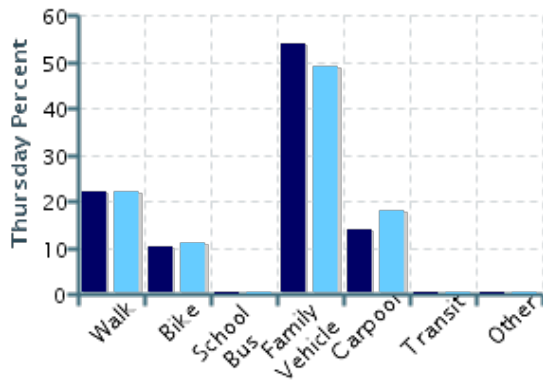
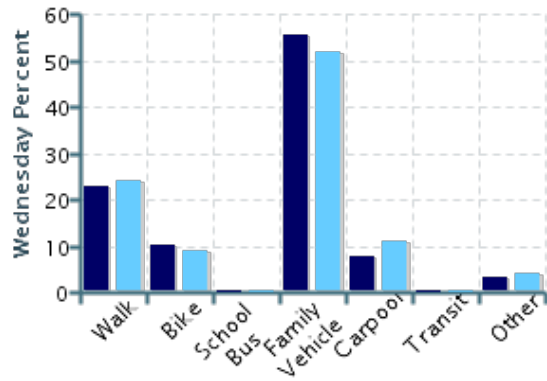
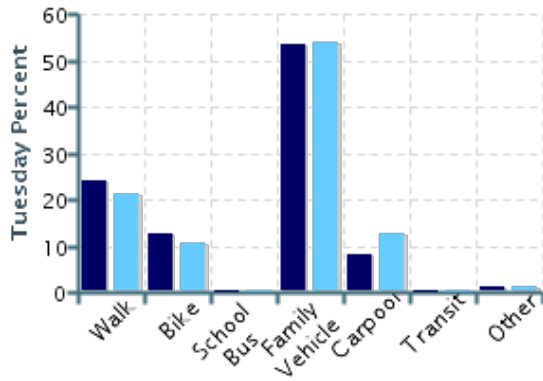
Morning and Afternoon Travel Mode Comparison

	Number of Trips	Walk	Bike	School Bus	Family Vehicle	Carpool	Transit	Other
Morning	569	23%	11%	0%	54%	9%	0%	2%
Afternoon	549	23%	10%	0%	52%	13%	0%	2%

Percentages may not total 100% due to rounding.

Morning and Afternoon Travel Mode Comparison by Day

■ Morning ■ Afternoon

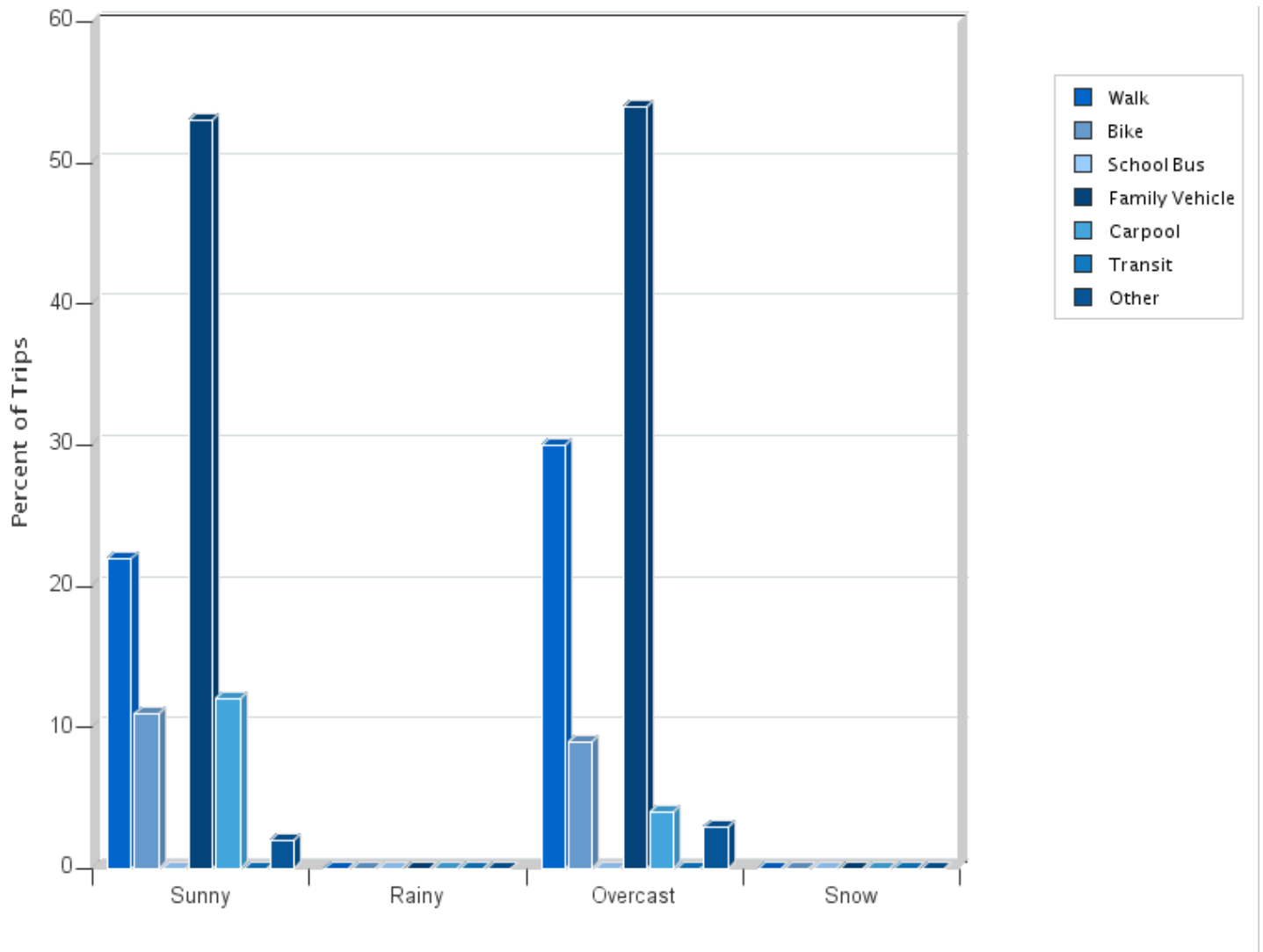


Morning and Afternoon Travel Mode Comparison by Day

	Number of Trips	Walk	Bike	School Bus	Family Vehicle	Carpool	Transit	Other
Tuesday AM	210	24%	13%	0%	53%	8%	0%	1%
Tuesday PM	211	21%	10%	0%	54%	13%	0%	1%
Wednesday AM	231	23%	10%	0%	55%	8%	0%	3%
Wednesday PM	211	24%	9%	0%	52%	11%	0%	4%
Thursday AM	128	22%	10%	0%	54%	14%	0%	0%
Thursday PM	127	22%	11%	0%	49%	18%	0%	0%

Percentages may not total 100% due to rounding.

Travel Mode by Weather Conditions



Travel Mode by Weather Condition

Weather Condition	Number of Trips	Walk	Bike	School Bus	Family Vehicle	Carpool	Transit	Other
Sunny	1005	22%	11%	0%	53%	12%	0%	2%
Rainy	0	0%	0%	0%	0%	0%	0%	0%
Overcast	113	30%	9%	0%	54%	4%	0%	3%
Snow	0	0%	0%	0%	0%	0%	0%	0%

Percentages may not total 100% due to rounding.