

Student Travel Tally Report: One School in One Data Collection Period

School Name: Wade Thomas

Set ID: 18713

School Group: Marin Safe Routes to Schools

Month and Year Collected: September 2015

School Enrollment: 411

Date Report Generated: 12/23/2015

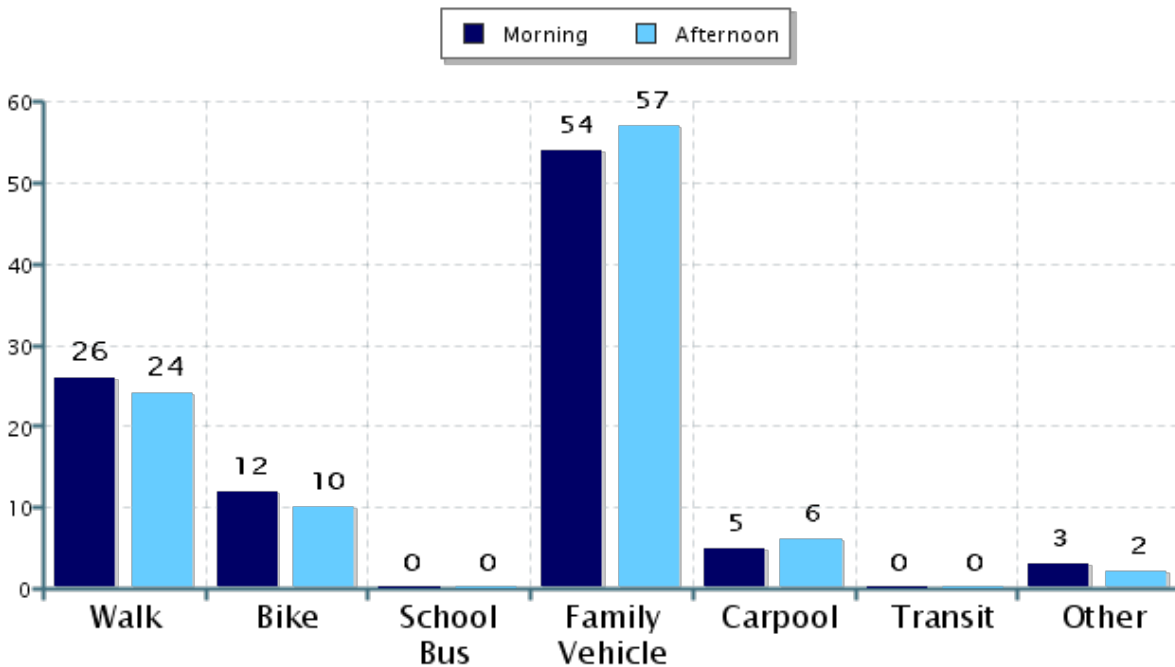
% of Students reached by SRTS activities: Don't Know

Tags:

**Number of Classrooms
Included in Report:** 16

This report contains information from your school's classrooms about students' trip to and from school. The data used in this report were collected using the in-class Student Travel Tally questionnaire from the National Center for Safe Routes to School.

Morning and Afternoon Travel Mode Comparison



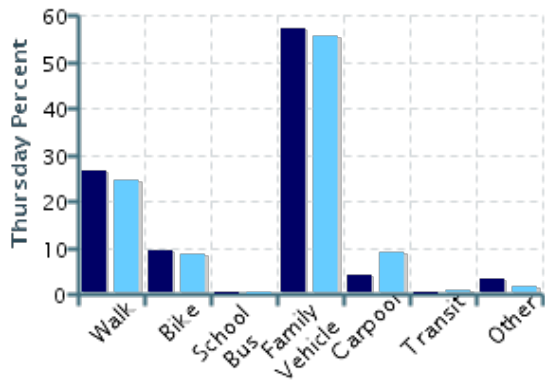
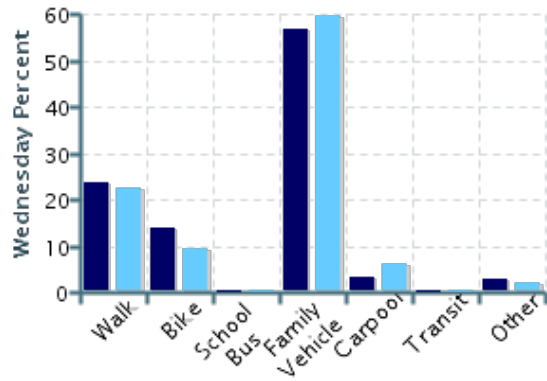
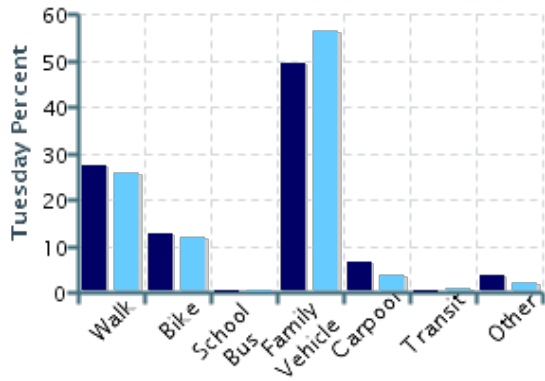
Morning and Afternoon Travel Mode Comparison

	Number of Trips	Walk	Bike	School Bus	Family Vehicle	Carpool	Transit	Other
Morning	973	26%	12%	0%	54%	5%	0%	3%
Afternoon	869	24%	10%	0%	57%	6%	0.2%	2%

Percentages may not total 100% due to rounding.

Morning and Afternoon Travel Mode Comparison by Day

■ Morning ■ Afternoon

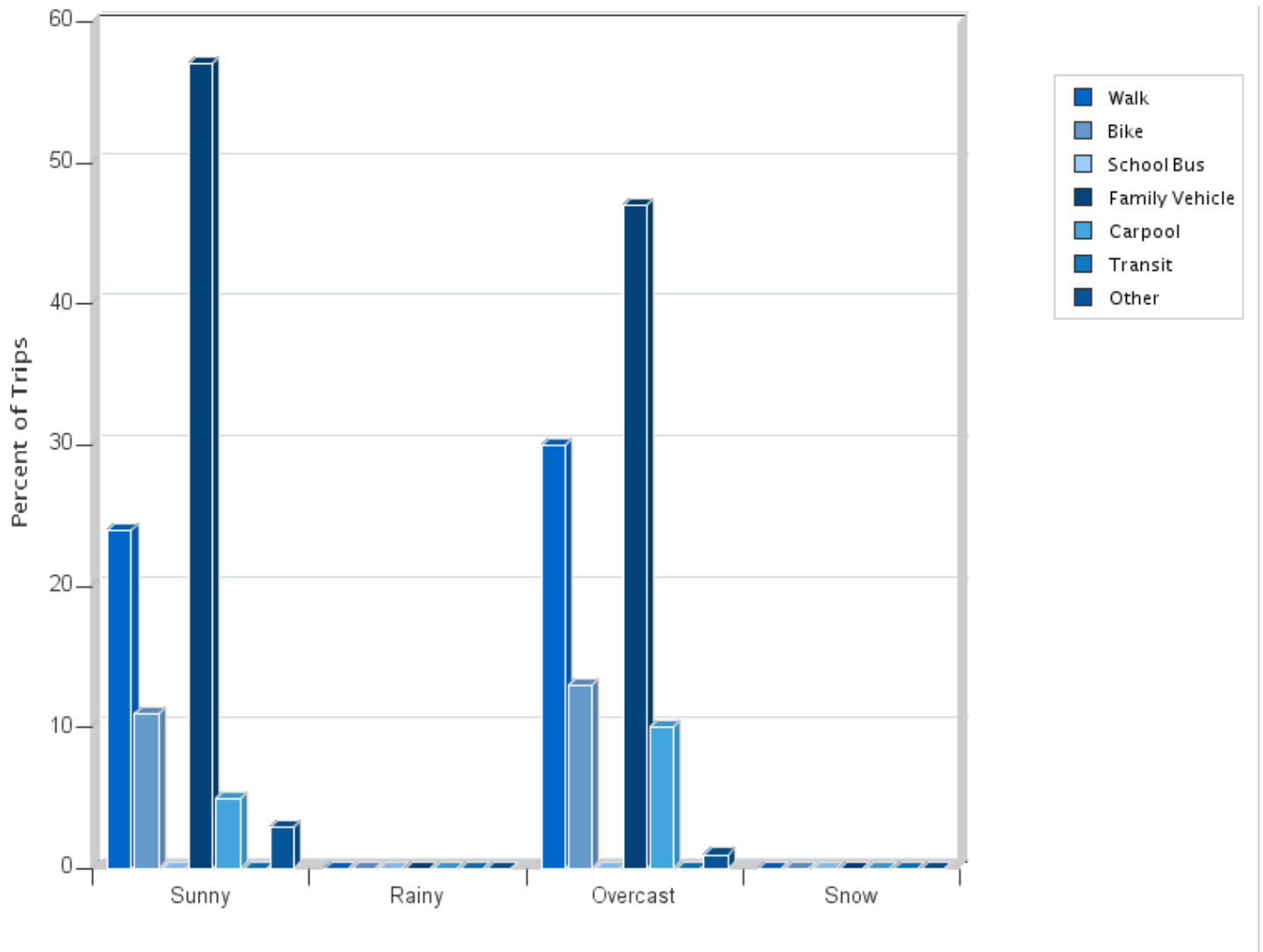


Morning and Afternoon Travel Mode Comparison by Day

	Number of Trips	Walk	Bike	School Bus	Family Vehicle	Carpool	Transit	Other
Tuesday AM	329	27%	13%	0%	50%	7%	0%	4%
Tuesday PM	299	26%	12%	0%	57%	4%	0.3%	2%
Wednesday AM	314	24%	14%	0%	57%	3%	0%	3%
Wednesday PM	270	23%	9%	0%	60%	6%	0%	2%
Thursday AM	330	26%	9%	0%	57%	4%	0%	3%
Thursday PM	300	25%	9%	0%	56%	9%	0.3%	2%

Percentages may not total 100% due to rounding.

Travel Mode by Weather Conditions



Travel Mode by Weather Condition

Weather Condition	Number of Trips	Walk	Bike	School Bus	Family Vehicle	Carpool	Transit	Other
Sunny	1535	24%	11%	0%	57%	5%	0.1%	3%
Rainy	0	0%	0%	0%	0%	0%	0%	0%
Overcast	285	30%	13%	0%	47%	10%	0%	0.7%
Snow	0	0%	0%	0%	0%	0%	0%	0%

Percentages may not total 100% due to rounding.