

Student Travel Tally Report: One School in One Data Collection Period

School Name: Vallecito Elementary School

Set ID: 26586

School Group: Marin Safe Routes to Schools

Month and Year Collected: September 2018

School Enrollment: 508

Date Report Generated: 11/16/2018

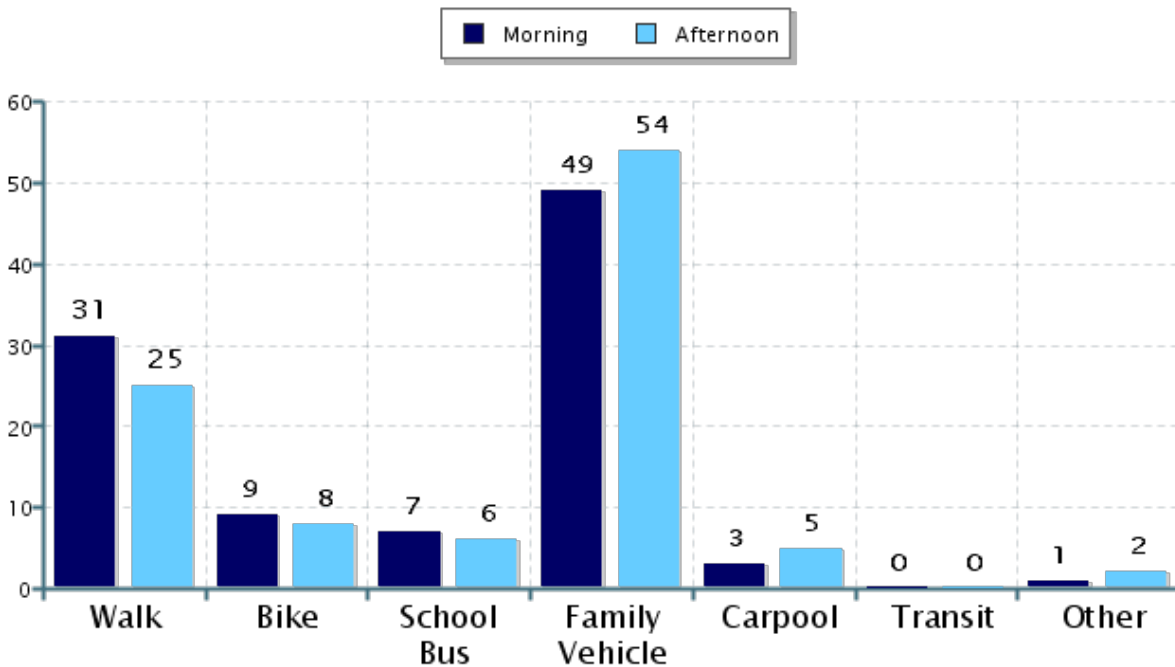
% of Students reached by SRTS activities: Don't Know

Tags:

**Number of Classrooms
Included in Report:** 15

This report contains information from your school's classrooms about students' trip to and from school. The data used in this report were collected using the in-class Student Travel Tally questionnaire from the National Center for Safe Routes to School.

Morning and Afternoon Travel Mode Comparison



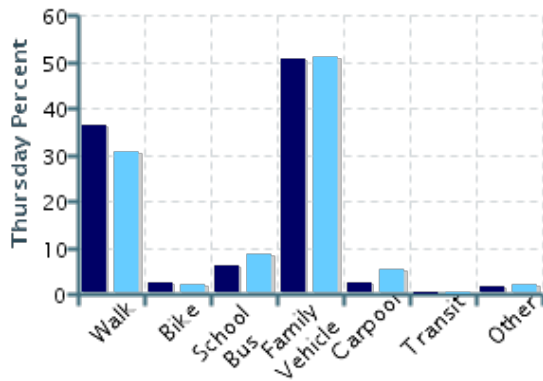
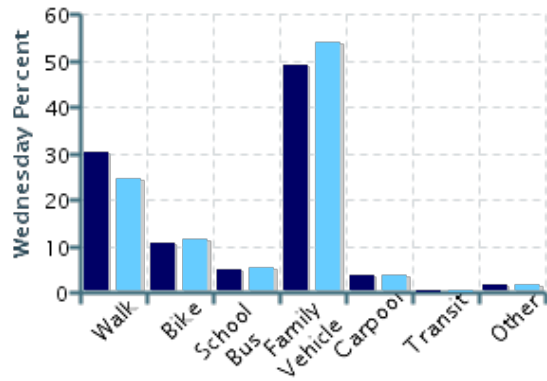
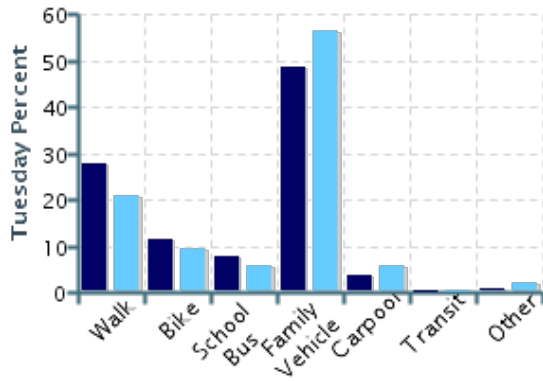
Morning and Afternoon Travel Mode Comparison

	Number of Trips	Walk	Bike	School Bus	Family Vehicle	Carpool	Transit	Other
Morning	481	31%	9%	7%	49%	3%	0%	1%
Afternoon	312	25%	8%	6%	54%	5%	0%	2%

Percentages may not total 100% due to rounding.

Morning and Afternoon Travel Mode Comparison by Day

■ Morning ■ Afternoon

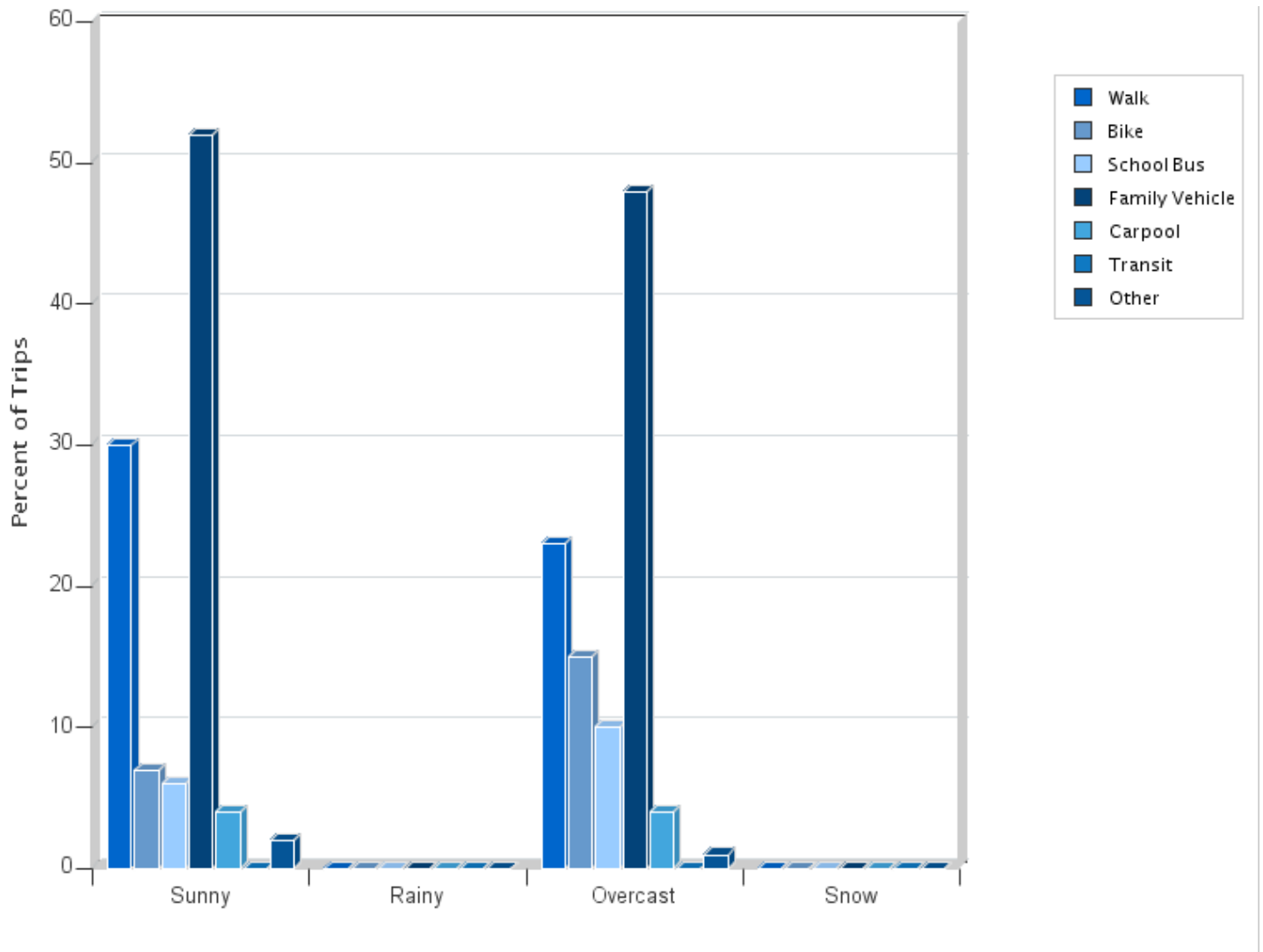


Morning and Afternoon Travel Mode Comparison by Day

	Number of Trips	Walk	Bike	School Bus	Family Vehicle	Carpool	Transit	Other
Tuesday AM	227	28%	11%	8%	48%	4%	0%	0.9%
Tuesday PM	105	21%	10%	6%	56%	6%	0%	2%
Wednesday AM	139	30%	11%	5%	49%	4%	0%	1%
Wednesday PM	115	24%	11%	5%	54%	3%	0%	2%
Thursday AM	115	37%	3%	6%	50%	3%	0%	2%
Thursday PM	92	30%	2%	9%	51%	5%	0%	2%

Percentages may not total 100% due to rounding.

Travel Mode by Weather Conditions



Travel Mode by Weather Condition

Weather Condition	Number of Trips	Walk	Bike	School Bus	Family Vehicle	Carpool	Transit	Other
Sunny	636	30%	7%	6%	52%	4%	0%	2%
Rainy	0	0%	0%	0%	0%	0%	0%	0%
Overcast	157	23%	15%	10%	48%	4%	0%	0.6%
Snow	0	0%	0%	0%	0%	0%	0%	0%

Percentages may not total 100% due to rounding.