

# Student Travel Tally Report: One School in One Data Collection Period

**School Name:** Terra Linda High School

**Set ID:** 25217

**School Group:** Marin Safe Routes to Schools

**Month and Year Collected:** May 2018

**School Enrollment:** 1236

**Date Report Generated:** 06/13/2018

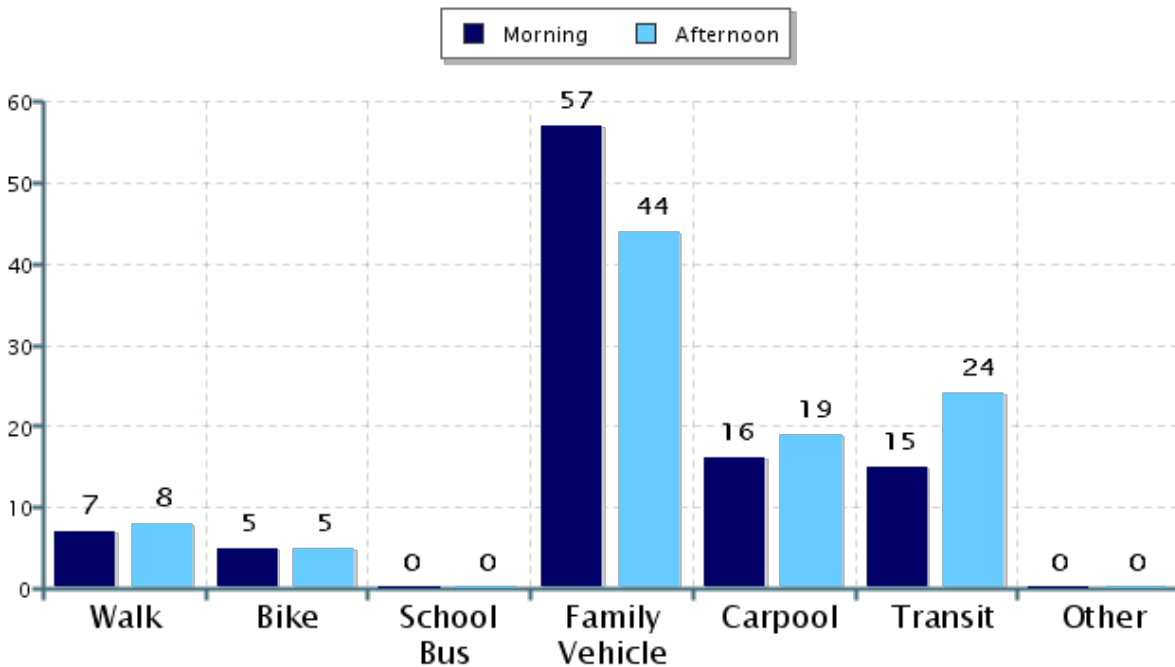
**% of Students reached by SRTS activities:** Don't Know

**Tags:**

**Number of Classrooms  
Included in Report:** 4

This report contains information from your school's classrooms about students' trip to and from school. The data used in this report were collected using the in-class Student Travel Tally questionnaire from the National Center for Safe Routes to School.

## Morning and Afternoon Travel Mode Comparison



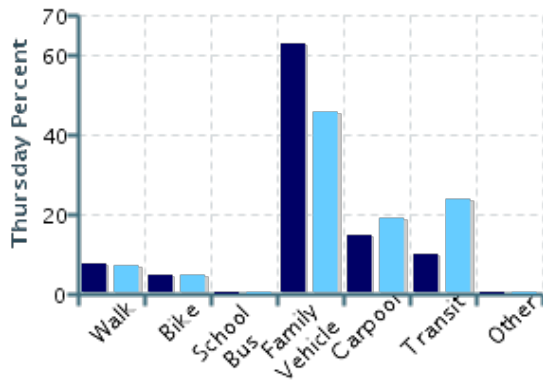
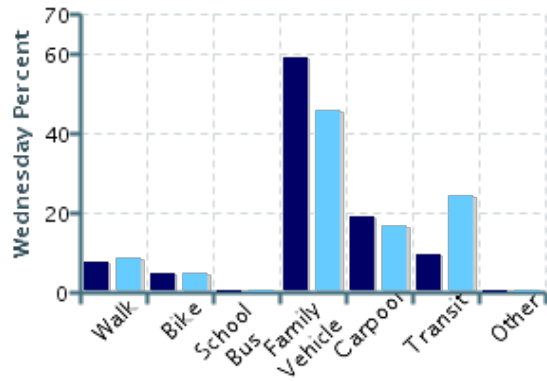
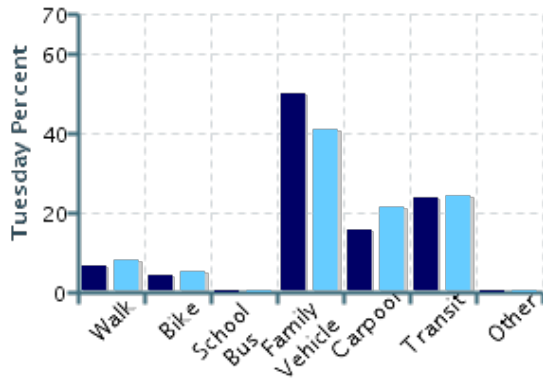
## Morning and Afternoon Travel Mode Comparison

	Number of Trips	Walk	Bike	School Bus	Family Vehicle	Carpool	Transit	Other
Morning	329	7%	5%	0%	57%	16%	15%	0%
Afternoon	302	8%	5%	0%	44%	19%	24%	0%

Percentages may not total 100% due to rounding.

## Morning and Afternoon Travel Mode Comparison by Day

■ Morning ■ Afternoon

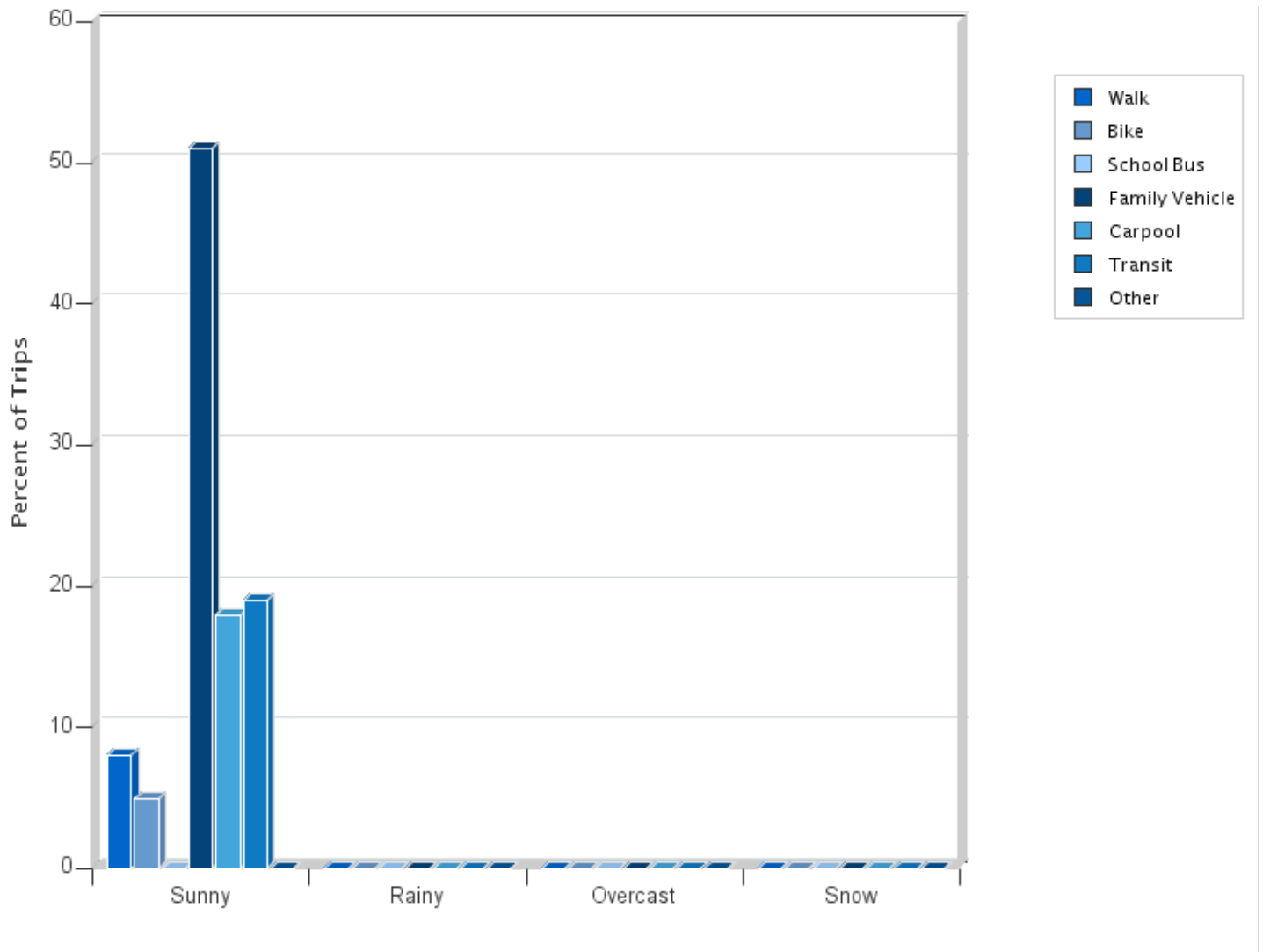


## Morning and Afternoon Travel Mode Comparison by Day

	Number of Trips	Walk	Bike	School Bus	Family Vehicle	Carpool	Transit	Other
Tuesday AM	122	7%	4%	0%	50%	16%	24%	0%
Tuesday PM	98	8%	5%	0%	41%	21%	24%	0%
Wednesday AM	105	8%	5%	0%	59%	19%	10%	0%
Wednesday PM	103	9%	5%	0%	46%	17%	24%	0%
Thursday AM	102	8%	5%	0%	63%	15%	10%	0%
Thursday PM	101	7%	5%	0%	46%	19%	24%	0%

Percentages may not total 100% due to rounding.

### Travel Mode by Weather Conditions



### Travel Mode by Weather Condition

Weather Condition	Number of Trips	Walk	Bike	School Bus	Family Vehicle	Carpool	Transit	Other
Sunny	631	8%	5%	0%	51%	18%	19%	0%
Rainy	0	0%	0%	0%	0%	0%	0%	0%
Overcast	0	0%	0%	0%	0%	0%	0%	0%
Snow	0	0%	0%	0%	0%	0%	0%	0%

Percentages may not total 100% due to rounding.