

Student Travel Tally Report: One School in One Data Collection Period

School Name: Terra Linda High School

Set ID: 22606

School Group: Marin Safe Routes to Schools

Month and Year Collected: May 2017

School Enrollment: 1200

Date Report Generated: 06/28/2017

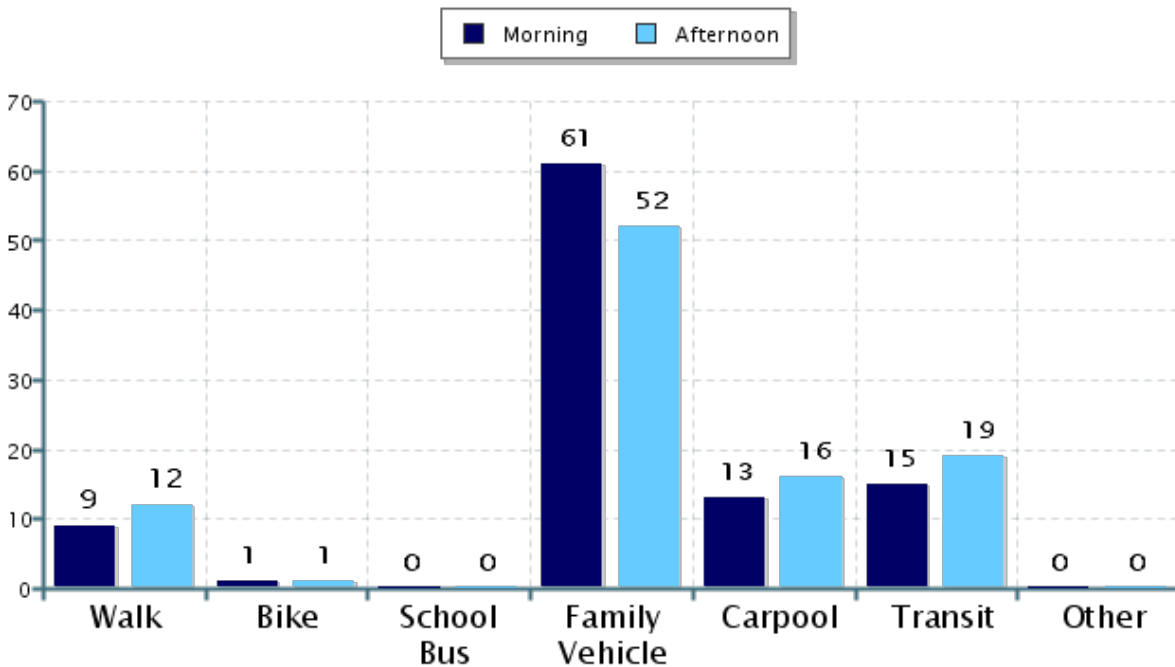
% of Students reached by SRTS activities: Don't Know

Tags:

**Number of Classrooms
Included in Report:** 14

This report contains information from your school's classrooms about students' trip to and from school. The data used in this report were collected using the in-class Student Travel Tally questionnaire from the National Center for Safe Routes to School.

Morning and Afternoon Travel Mode Comparison



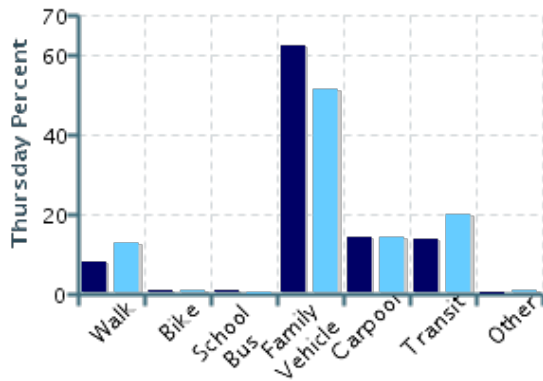
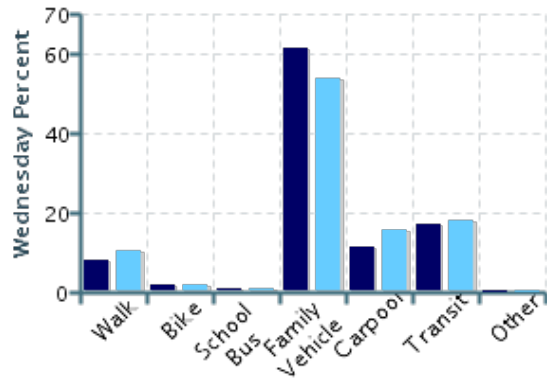
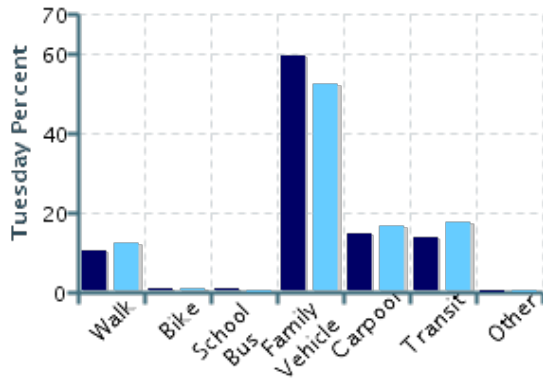
Morning and Afternoon Travel Mode Comparison

	Number of Trips	Walk	Bike	School Bus	Family Vehicle	Carpool	Transit	Other
Morning	885	9%	1%	0.3%	61%	13%	15%	0%
Afternoon	874	12%	1%	0.1%	52%	16%	19%	0.1%

Percentages may not total 100% due to rounding.

Morning and Afternoon Travel Mode Comparison by Day

■ Morning ■ Afternoon

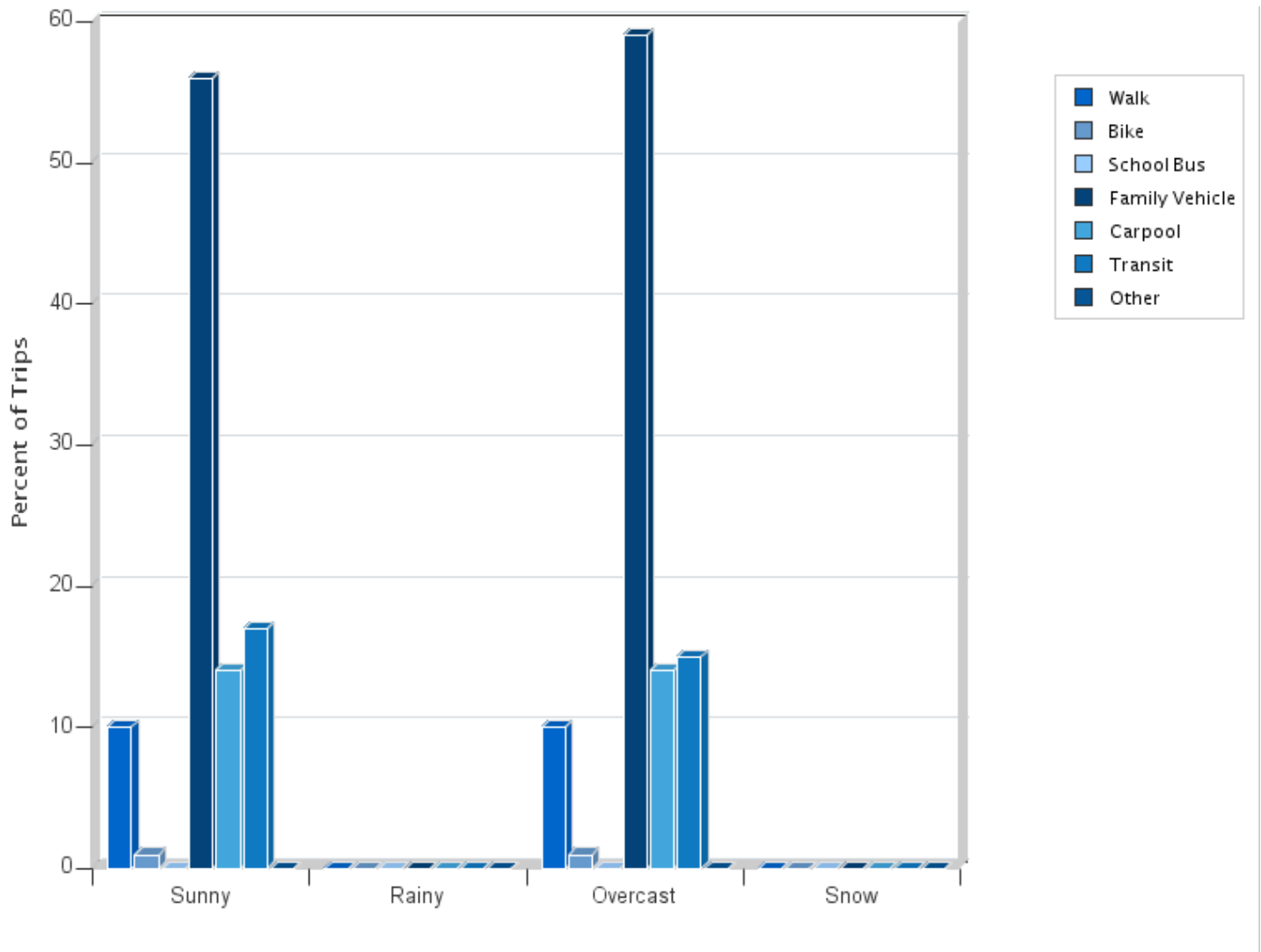


Morning and Afternoon Travel Mode Comparison by Day

	Number of Trips	Walk	Bike	School Bus	Family Vehicle	Carpool	Transit	Other
Tuesday AM	302	11%	1.0%	0.3%	60%	15%	14%	0%
Tuesday PM	309	12%	1.0%	0%	52%	17%	18%	0%
Wednesday AM	292	8%	2%	0.3%	62%	11%	17%	0%
Wednesday PM	274	11%	2%	0.4%	54%	16%	18%	0%
Thursday AM	291	8%	1%	0.3%	63%	14%	14%	0%
Thursday PM	291	13%	1%	0%	51%	14%	20%	0.3%

Percentages may not total 100% due to rounding.

Travel Mode by Weather Conditions



Travel Mode by Weather Condition

Weather Condition	Number of Trips	Walk	Bike	School Bus	Family Vehicle	Carpool	Transit	Other
Sunny	1458	10%	1%	0.2%	56%	14%	17%	0.1%
Rainy	0	0%	0%	0%	0%	0%	0%	0%
Overcast	301	10%	1.0%	0.3%	59%	14%	15%	0%
Snow	0	0%	0%	0%	0%	0%	0%	0%

Percentages may not total 100% due to rounding.