

# Student Travel Tally Report: One School in One Data Collection Period

**School Name:** Terra Linda High School

**Set ID:** 20476

**School Group:** Marin Safe Routes to Schools

**Month and Year Collected:** May 2016

**School Enrollment:** 1200

**Date Report Generated:** 11/25/2016

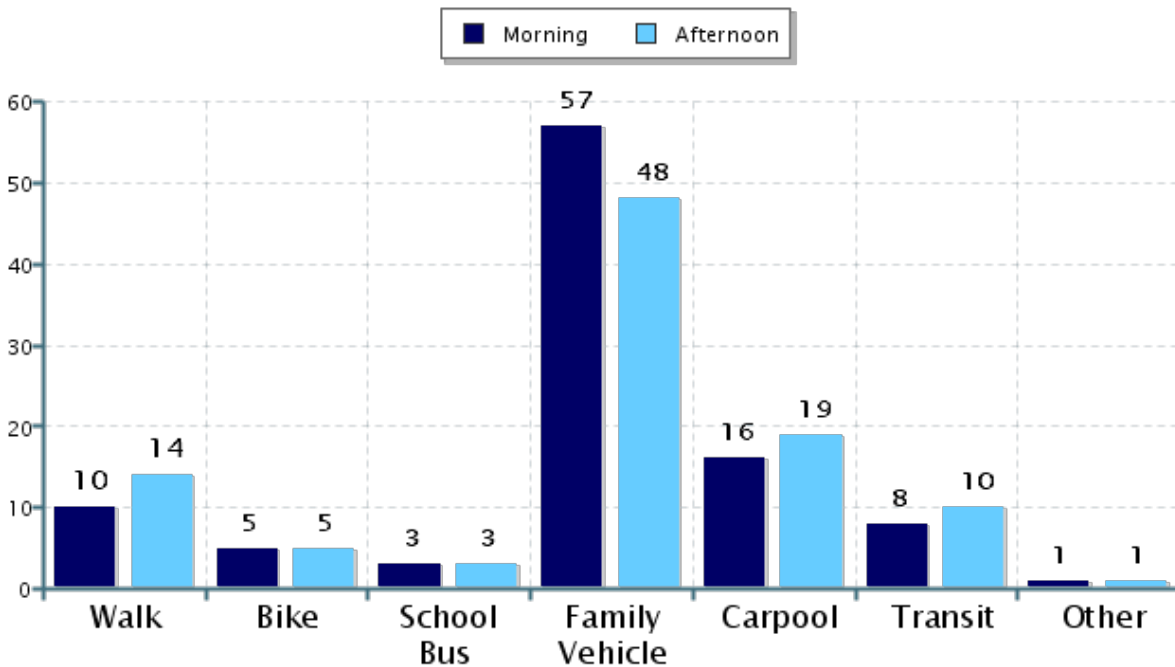
**% of Students reached by SRTS activities:** Don't Know

**Tags:** 2016 Spring Student Tally

**Number of Classrooms  
Included in Report:** 20

This report contains information from your school's classrooms about students' trip to and from school. The data used in this report were collected using the in-class Student Travel Tally questionnaire from the National Center for Safe Routes to School.

## Morning and Afternoon Travel Mode Comparison



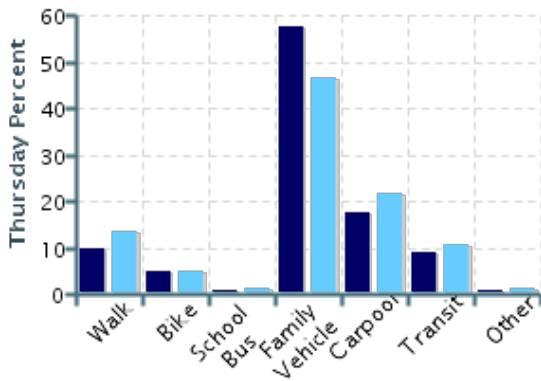
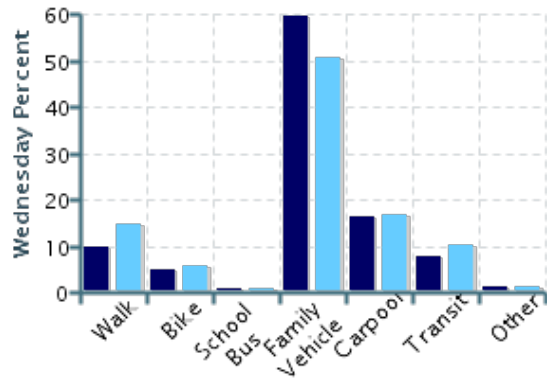
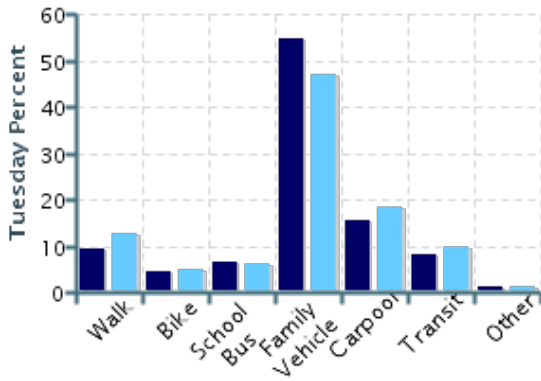
## Morning and Afternoon Travel Mode Comparison

	Number of Trips	Walk	Bike	School Bus	Family Vehicle	Carpool	Transit	Other
Morning	1056	10%	5%	3%	57%	16%	8%	1%
Afternoon	1065	14%	5%	3%	48%	19%	10%	1%

Percentages may not total 100% due to rounding.

## Morning and Afternoon Travel Mode Comparison by Day

■ Morning ■ Afternoon

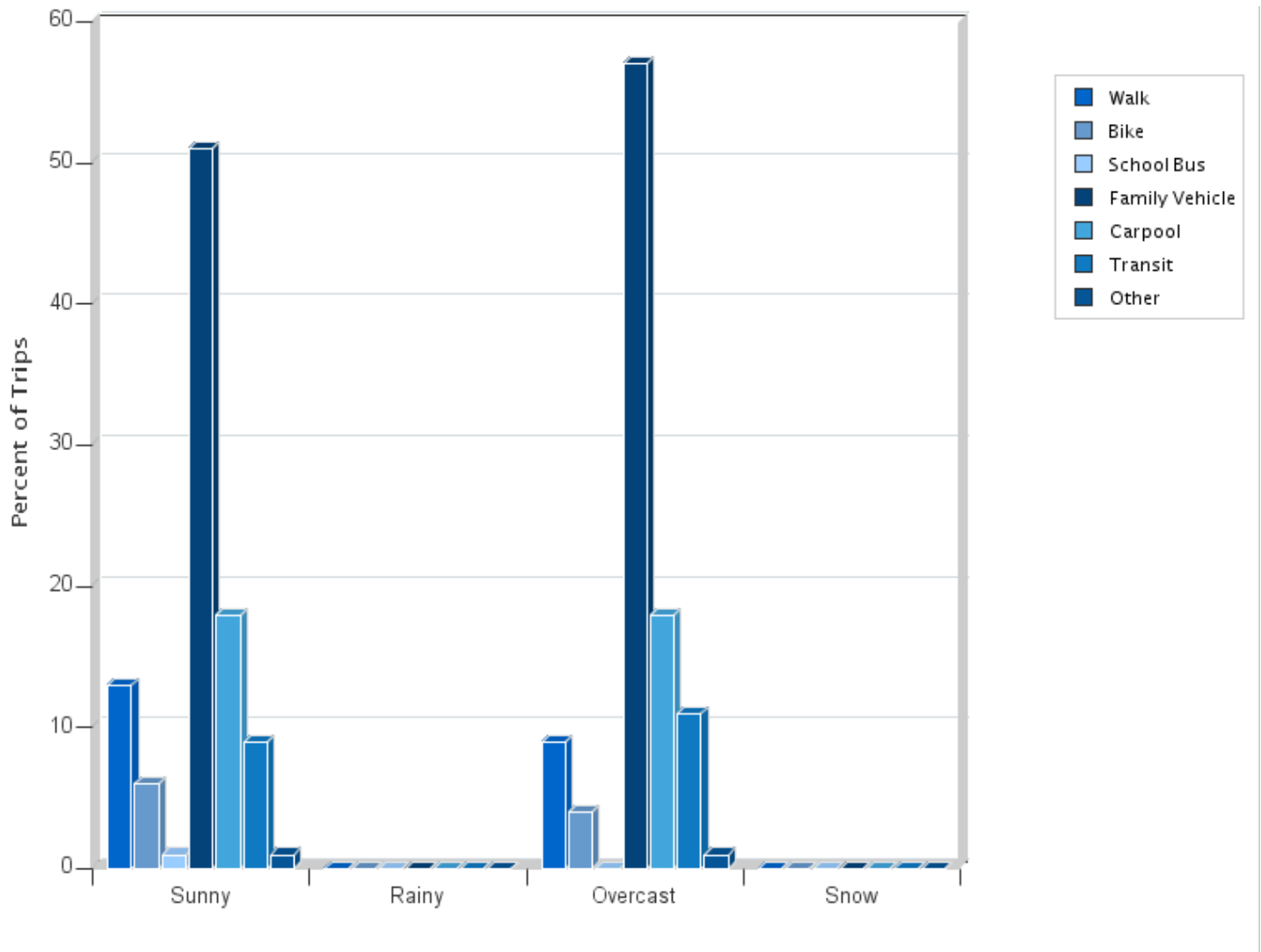


## Morning and Afternoon Travel Mode Comparison by Day

	Number of Trips	Walk	Bike	School Bus	Family Vehicle	Carpool	Transit	Other
Tuesday AM	369	9%	5%	7%	55%	15%	8%	1%
Tuesday PM	370	13%	5%	6%	47%	18%	10%	1%
Wednesday AM	370	10%	5%	0.5%	59%	16%	8%	1%
Wednesday PM	377	15%	6%	0.5%	51%	17%	10%	1%
Thursday AM	317	10%	5%	0.6%	57%	18%	9%	0.9%
Thursday PM	318	14%	5%	1%	47%	22%	11%	1%

Percentages may not total 100% due to rounding.

### Travel Mode by Weather Conditions



### Travel Mode by Weather Condition

Weather Condition	Number of Trips	Walk	Bike	School Bus	Family Vehicle	Carpool	Transit	Other
Sunny	1178	13%	6%	1%	51%	18%	9%	1%
Rainy	0	0%	0%	0%	0%	0%	0%	0%
Overcast	444	9%	4%	0%	57%	18%	11%	0.7%
Snow	0	0%	0%	0%	0%	0%	0%	0%

Percentages may not total 100% due to rounding.