

# Student Travel Tally Report: One School in One Data Collection Period

**School Name:** Terra Linda High School

**Set ID:** 26585

**School Group:** Marin Safe Routes to Schools

**Month and Year Collected:** September 2018

**School Enrollment:** 1236

**Date Report Generated:** 11/16/2018

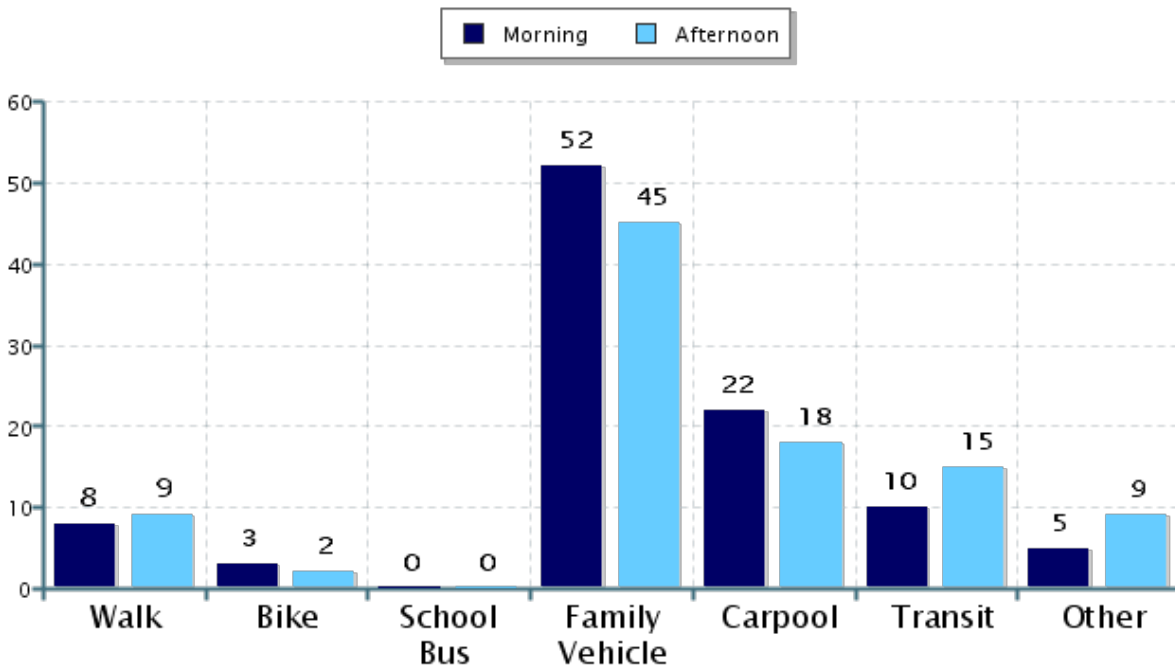
**% of Students reached by SRTS activities:** Don't Know

**Tags:**

**Number of Classrooms  
Included in Report:** 42

This report contains information from your school's classrooms about students' trip to and from school. The data used in this report were collected using the in-class Student Travel Tally questionnaire from the National Center for Safe Routes to School.

## Morning and Afternoon Travel Mode Comparison



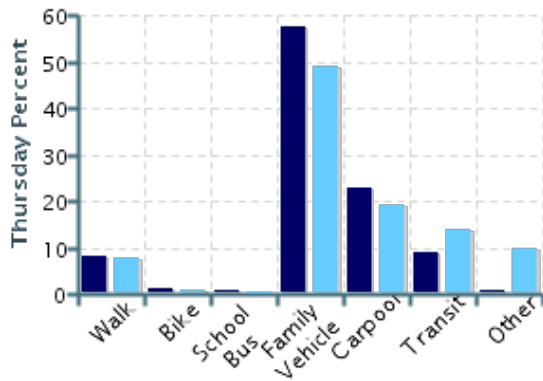
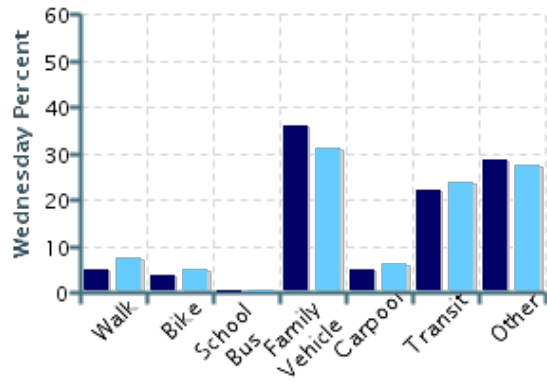
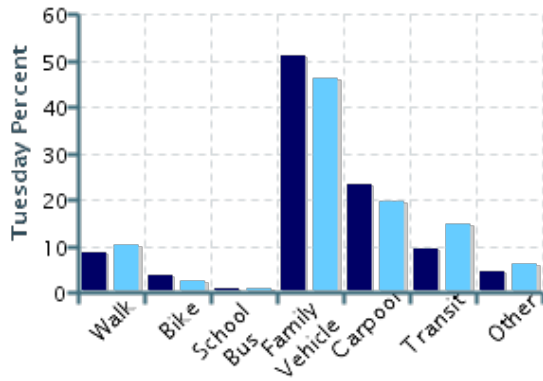
## Morning and Afternoon Travel Mode Comparison

	Number of Trips	Walk	Bike	School Bus	Family Vehicle	Carpool	Transit	Other
Morning	1145	8%	3%	0.3%	52%	22%	10%	5%
Afternoon	858	9%	2%	0.1%	45%	18%	15%	9%

Percentages may not total 100% due to rounding.

## Morning and Afternoon Travel Mode Comparison by Day

■ Morning ■ Afternoon

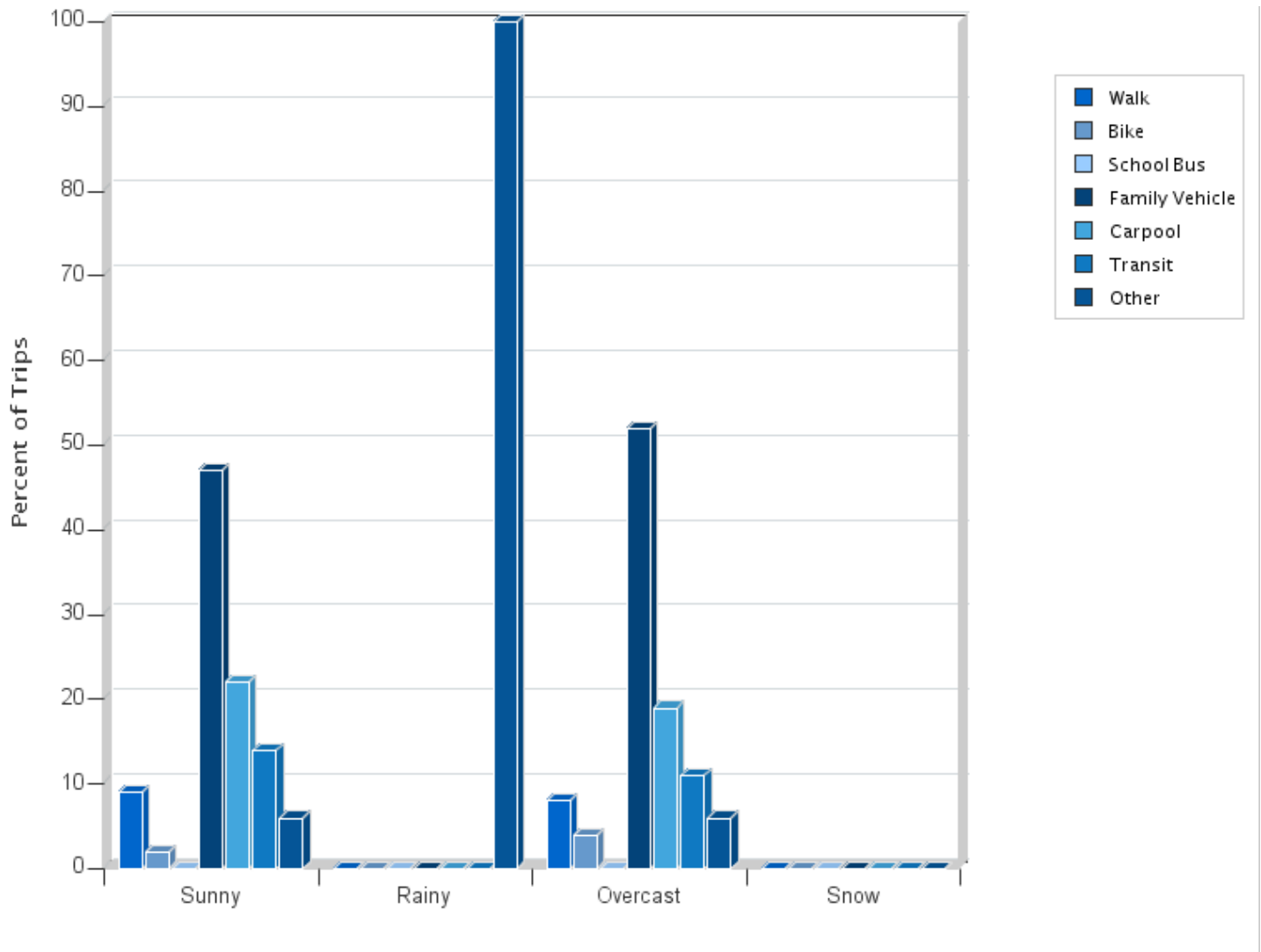


## Morning and Afternoon Travel Mode Comparison by Day

	Number of Trips	Walk	Bike	School Bus	Family Vehicle	Carpool	Transit	Other
Tuesday AM	765	9%	4%	0.3%	51%	23%	9%	4%
Tuesday PM	512	10%	3%	0.2%	46%	20%	15%	6%
Wednesday AM	81	5%	4%	0%	36%	5%	22%	28%
Wednesday PM	84	7%	5%	0%	31%	6%	24%	27%
Thursday AM	299	8%	1%	0.3%	58%	23%	9%	1%
Thursday PM	262	8%	0.8%	0%	49%	19%	14%	10%

Percentages may not total 100% due to rounding.

### Travel Mode by Weather Conditions



### Travel Mode by Weather Condition

Weather Condition	Number of Trips	Walk	Bike	School Bus	Family Vehicle	Carpool	Transit	Other
Sunny	1020	9%	2%	0.2%	47%	22%	14%	6%
Rainy	23	0%	0%	0%	0%	0%	0%	100%
Overcast	938	8%	4%	0.2%	52%	19%	11%	6%
Snow	0	0%	0%	0%	0%	0%	0%	0%

Percentages may not total 100% due to rounding.