

# Student Travel Tally Report: One School in One Data Collection Period

**School Name:** Terra Linda High School

**Set ID:** 18711

**School Group:** Marin Safe Routes to Schools

**Month and Year Collected:** September 2015

**School Enrollment:** 1058

**Date Report Generated:** 12/23/2015

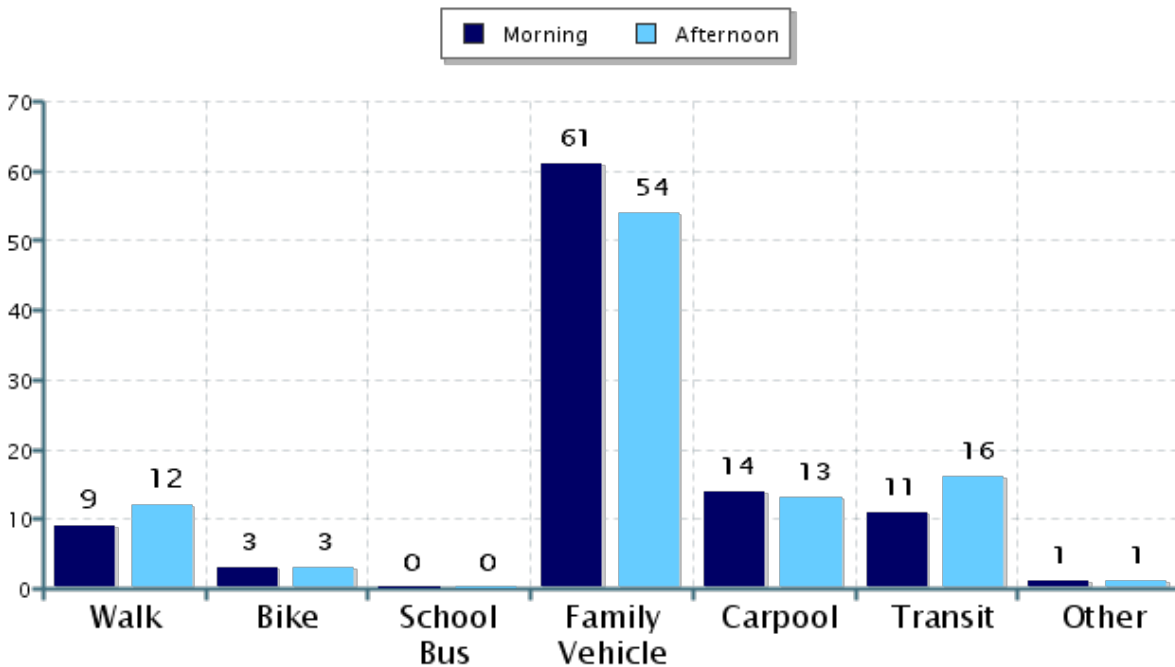
**% of Students reached by SRTS activities:** Don't Know

**Tags:**

**Number of Classrooms  
Included in Report:** 32

This report contains information from your school's classrooms about students' trip to and from school. The data used in this report were collected using the in-class Student Travel Tally questionnaire from the National Center for Safe Routes to School.

## Morning and Afternoon Travel Mode Comparison



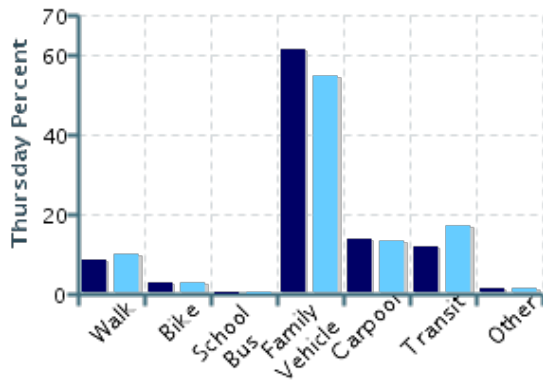
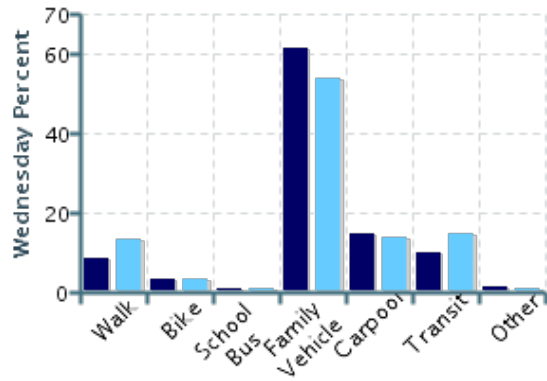
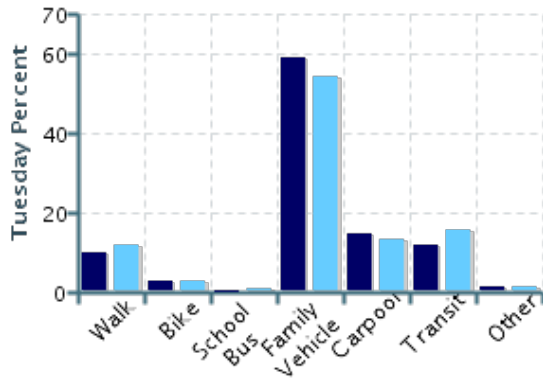
## Morning and Afternoon Travel Mode Comparison

	Number of Trips	Walk	Bike	School Bus	Family Vehicle	Carpool	Transit	Other
Morning	1537	9%	3%	0.1%	61%	14%	11%	1%
Afternoon	1432	12%	3%	0.1%	54%	13%	16%	1%

Percentages may not total 100% due to rounding.

## Morning and Afternoon Travel Mode Comparison by Day

■ Morning      ■ Afternoon

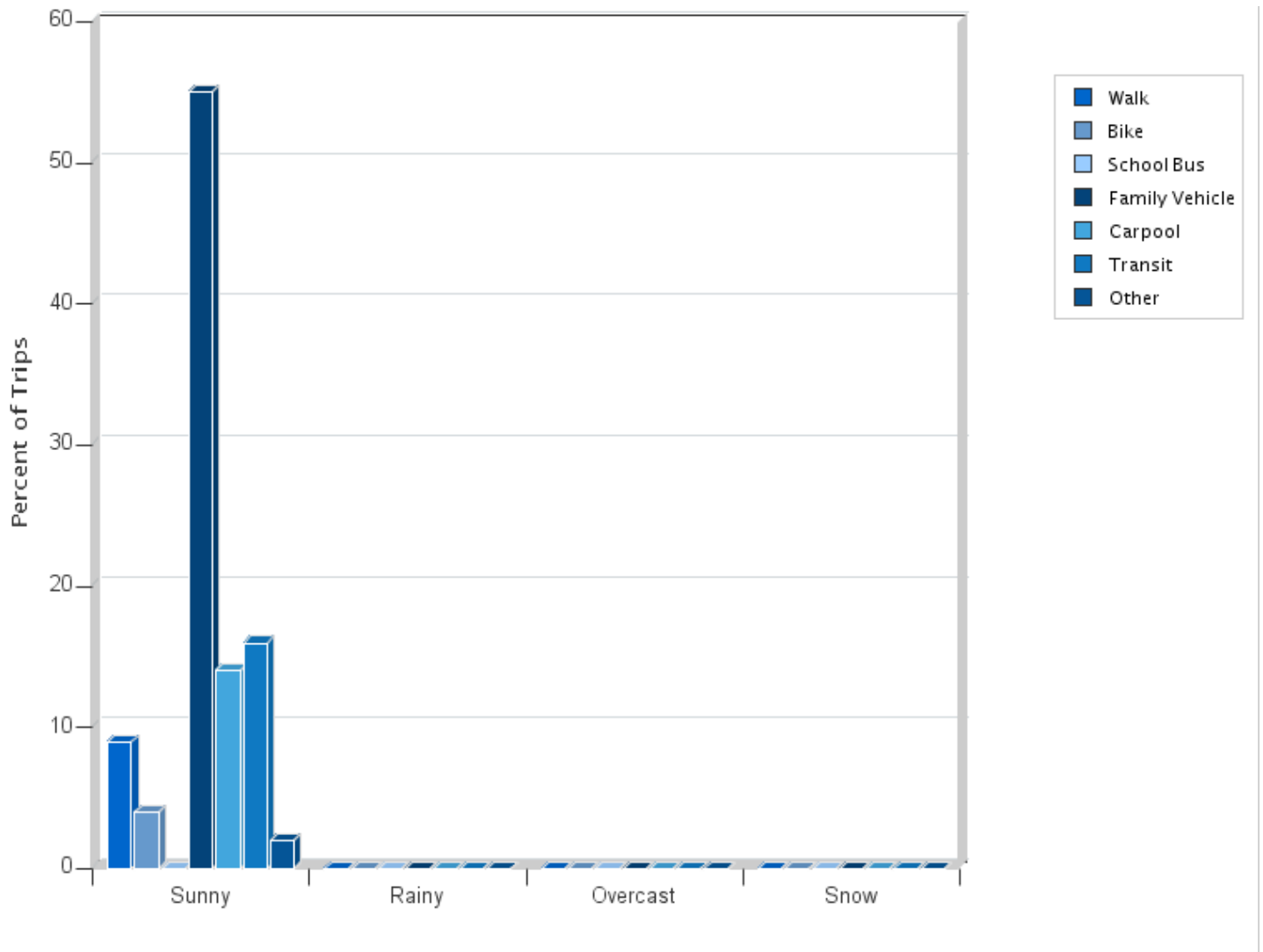


## Morning and Afternoon Travel Mode Comparison by Day

	Number of Trips	Walk	Bike	School Bus	Family Vehicle	Carpool	Transit	Other
Tuesday AM	471	10%	3%	0%	59%	15%	12%	1%
Tuesday PM	489	12%	3%	0.2%	54%	13%	16%	1%
Wednesday AM	597	9%	4%	0.3%	61%	15%	10%	1%
Wednesday PM	511	13%	3%	0.2%	54%	14%	15%	1%
Thursday AM	469	9%	3%	0%	61%	14%	12%	1%
Thursday PM	432	10%	3%	0%	55%	13%	17%	2%

Percentages may not total 100% due to rounding.

## Travel Mode by Weather Conditions



## Travel Mode by Weather Condition

Weather Condition	Number of Trips	Walk	Bike	School Bus	Family Vehicle	Carpool	Transit	Other
Sunny	2083	9%	4%	0.2%	55%	14%	16%	2%
Rainy	0	0%	0%	0%	0%	0%	0%	0%
Overcast	0	0%	0%	0%	0%	0%	0%	0%
Snow	0	0%	0%	0%	0%	0%	0%	0%

Percentages may not total 100% due to rounding.