

# Student Travel Tally Report: One School in One Data Collection Period

**School Name:** Tamalpais High School

**Set ID:** 18709

**School Group:** Marin Safe Routes to Schools

**Month and Year Collected:** September 2015

**School Enrollment:** 1329

**Date Report Generated:** 12/23/2015

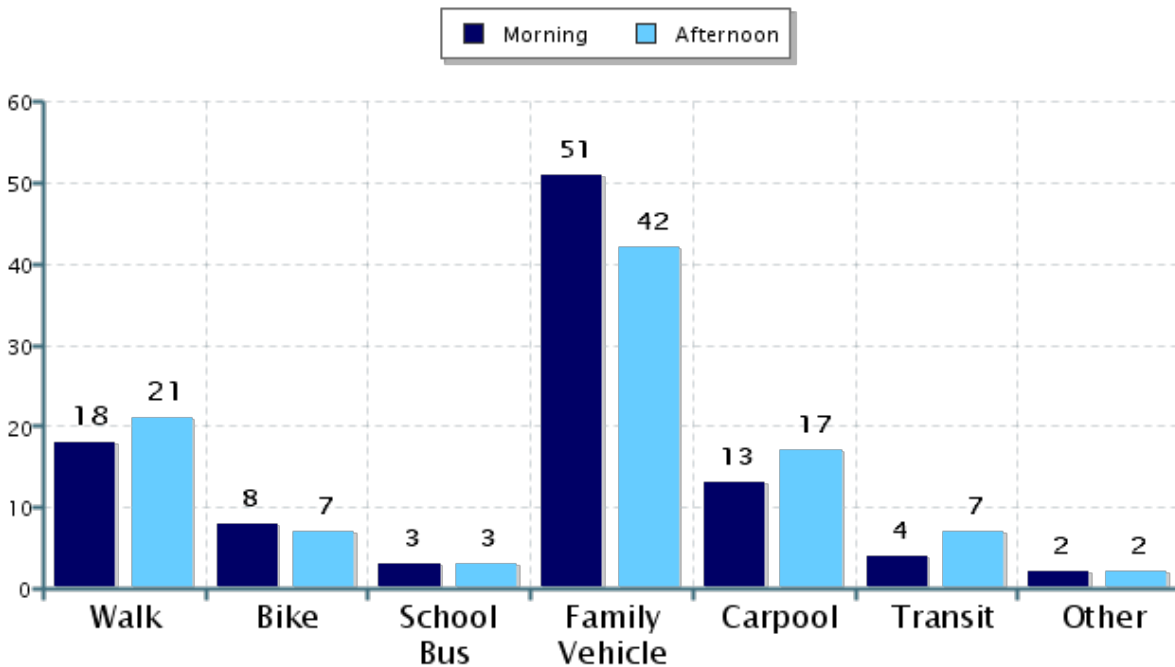
**% of Students reached by SRTS activities:** Don't Know

**Tags:**

**Number of Classrooms  
Included in Report:** 18

This report contains information from your school's classrooms about students' trip to and from school. The data used in this report were collected using the in-class Student Travel Tally questionnaire from the National Center for Safe Routes to School.

## Morning and Afternoon Travel Mode Comparison



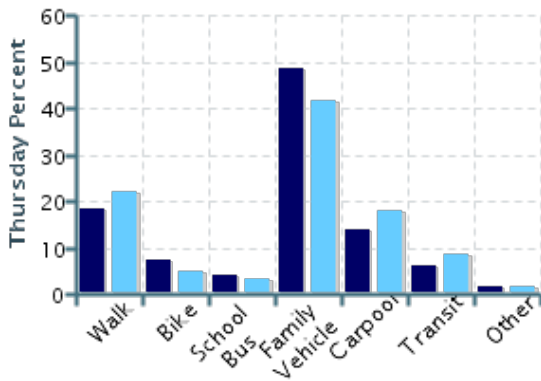
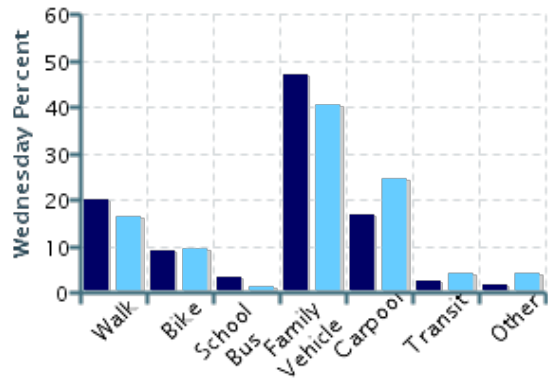
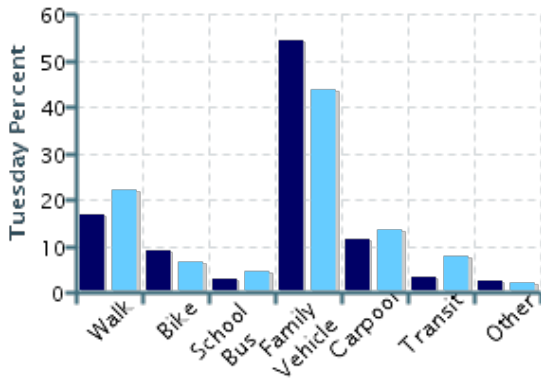
## Morning and Afternoon Travel Mode Comparison

	Number of Trips	Walk	Bike	School Bus	Family Vehicle	Carpool	Transit	Other
Morning	583	18%	8%	3%	51%	13%	4%	2%
Afternoon	347	21%	7%	3%	42%	17%	7%	2%

Percentages may not total 100% due to rounding.

## Morning and Afternoon Travel Mode Comparison by Day

■ Morning      ■ Afternoon

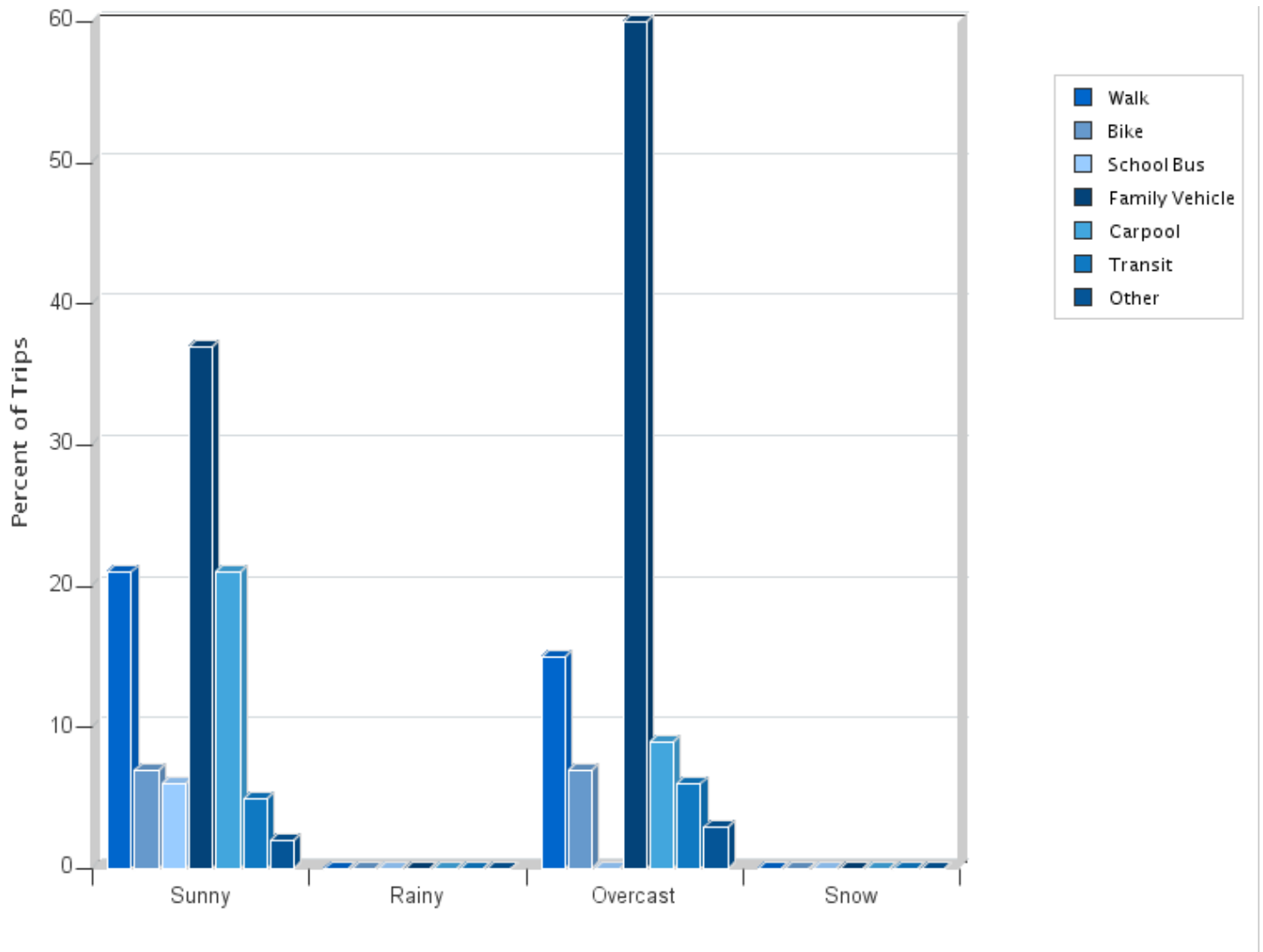


## Morning and Afternoon Travel Mode Comparison by Day

	Number of Trips	Walk	Bike	School Bus	Family Vehicle	Carpool	Transit	Other
Tuesday AM	284	17%	9%	3%	54%	12%	3%	2%
Tuesday PM	155	22%	6%	5%	44%	14%	8%	2%
Wednesday AM	124	20%	9%	3%	47%	17%	2%	2%
Wednesday PM	74	16%	9%	1%	41%	24%	4%	4%
Thursday AM	175	18%	7%	4%	49%	14%	6%	2%
Thursday PM	118	22%	5%	3%	42%	18%	8%	2%

Percentages may not total 100% due to rounding.

## Travel Mode by Weather Conditions



## Travel Mode by Weather Condition

Weather Condition	Number of Trips	Walk	Bike	School Bus	Family Vehicle	Carpool	Transit	Other
Sunny	452	21%	7%	6%	37%	21%	5%	2%
Rainy	0	0%	0%	0%	0%	0%	0%	0%
Overcast	179	15%	7%	0%	60%	9%	6%	3%
Snow	0	0%	0%	0%	0%	0%	0%	0%

Percentages may not total 100% due to rounding.