

Student Travel Tally Report: One School in One Data Collection Period

School Name: Tamalpais Valley

Set ID: 25215

School Group: Marin Safe Routes to Schools

Month and Year Collected: May 2018

School Enrollment: 480

Date Report Generated: 06/13/2018

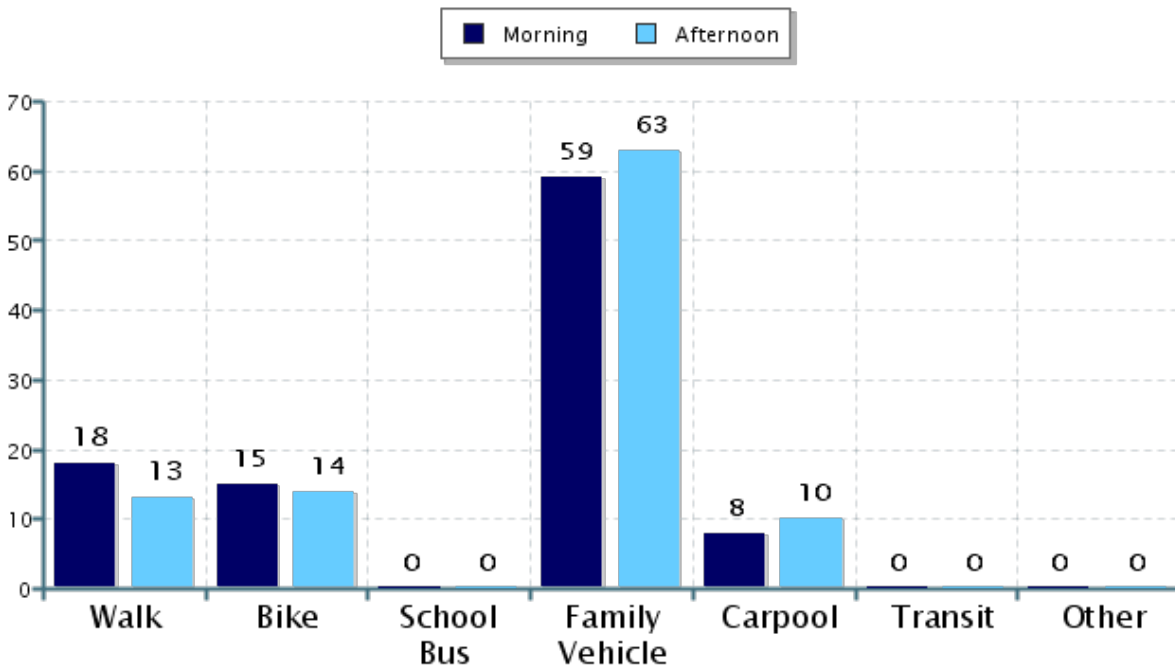
% of Students reached by SRTS activities: Don't Know

Tags:

**Number of Classrooms
Included in Report:** 8

This report contains information from your school's classrooms about students' trip to and from school. The data used in this report were collected using the in-class Student Travel Tally questionnaire from the National Center for Safe Routes to School.

Morning and Afternoon Travel Mode Comparison



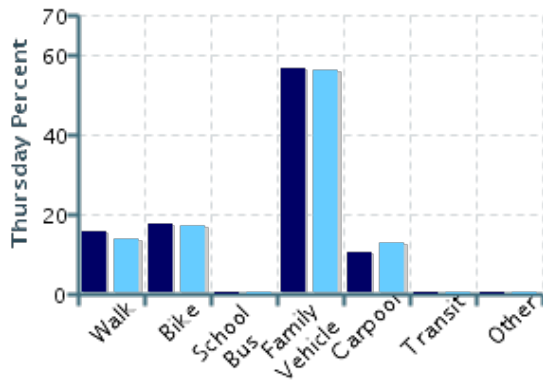
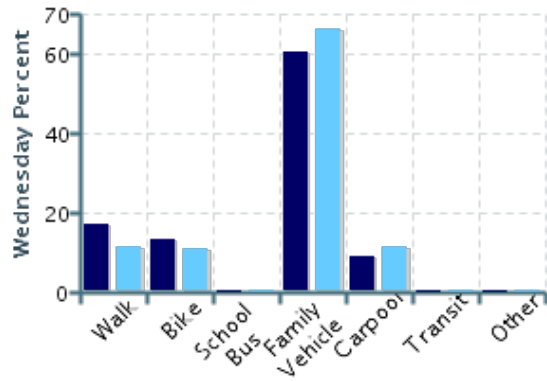
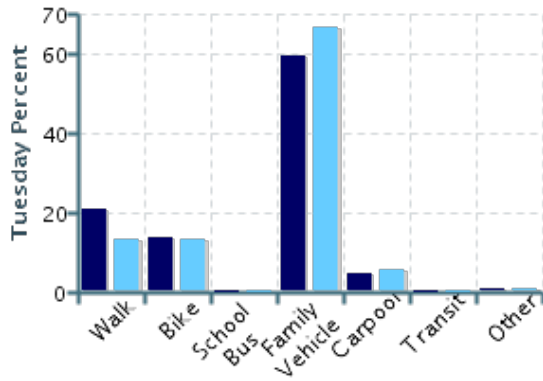
Morning and Afternoon Travel Mode Comparison

	Number of Trips	Walk	Bike	School Bus	Family Vehicle	Carpool	Transit	Other
Morning	487	18%	15%	0%	59%	8%	0%	0.4%
Afternoon	489	13%	14%	0%	63%	10%	0%	0.4%

Percentages may not total 100% due to rounding.

Morning and Afternoon Travel Mode Comparison by Day

■ Morning ■ Afternoon

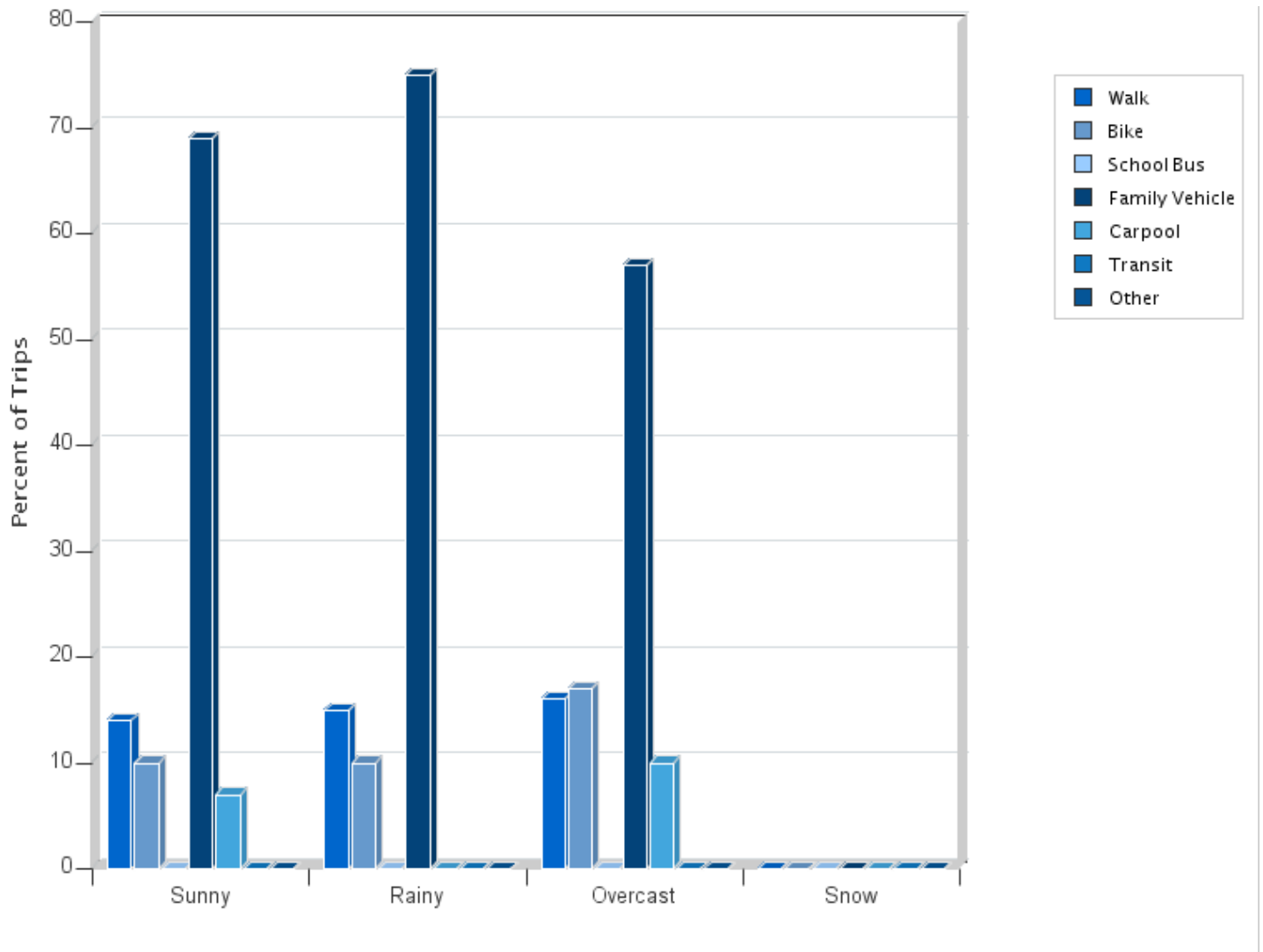


Morning and Afternoon Travel Mode Comparison by Day

	Number of Trips	Walk	Bike	School Bus	Family Vehicle	Carpool	Transit	Other
Tuesday AM	175	21%	14%	0%	59%	5%	0%	1%
Tuesday PM	175	13%	13%	0%	67%	6%	0%	1%
Wednesday AM	157	17%	13%	0%	61%	9%	0%	0%
Wednesday PM	157	11%	11%	0%	66%	11%	0%	0%
Thursday AM	155	15%	17%	0%	57%	10%	0%	0%
Thursday PM	157	14%	17%	0%	56%	13%	0%	0%

Percentages may not total 100% due to rounding.

Travel Mode by Weather Conditions



Travel Mode by Weather Condition

Weather Condition	Number of Trips	Walk	Bike	School Bus	Family Vehicle	Carpool	Transit	Other
Sunny	329	14%	10%	0%	69%	7%	0%	0.3%
Rainy	20	15%	10%	0%	75%	0%	0%	0%
Overcast	627	16%	17%	0%	57%	10%	0%	0.5%
Snow	0	0%	0%	0%	0%	0%	0%	0%

Percentages may not total 100% due to rounding.