

Student Travel Tally Report: One School in One Data Collection Period

School Name: Tamalpais Valley

Set ID: 22954

School Group: Marin Safe Routes to Schools

Month and Year Collected: May 2017

School Enrollment: 497

Date Report Generated: 06/28/2017

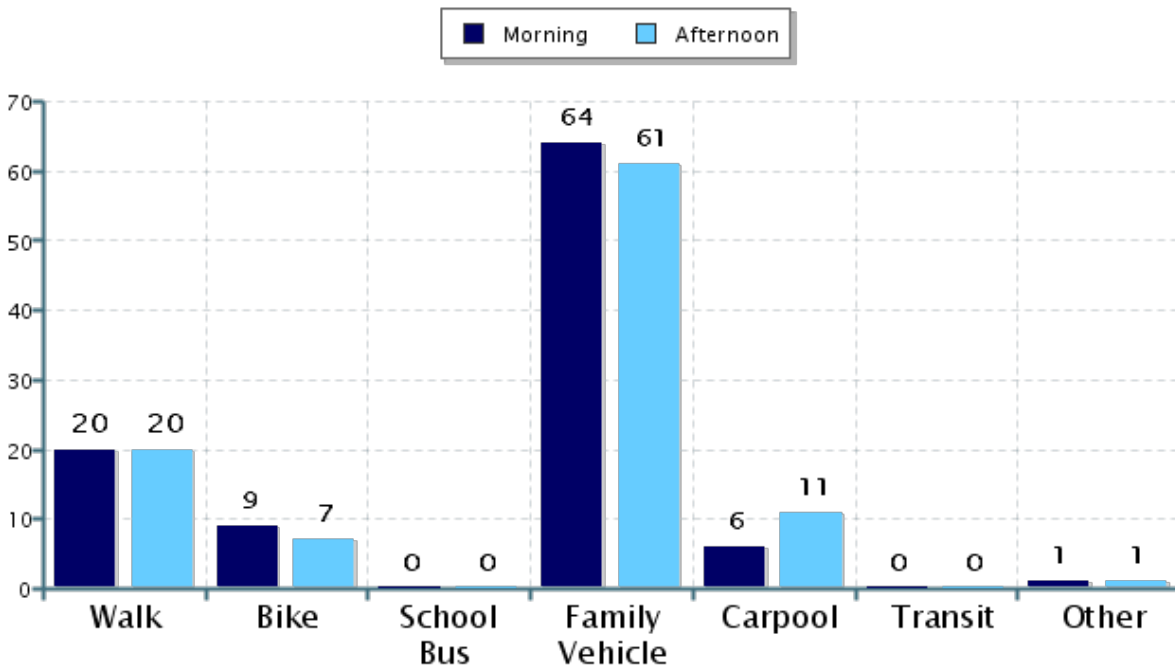
% of Students reached by SRTS activities: Don't Know

Tags:

**Number of Classrooms
Included in Report:** 7

This report contains information from your school's classrooms about students' trip to and from school. The data used in this report were collected using the in-class Student Travel Tally questionnaire from the National Center for Safe Routes to School.

Morning and Afternoon Travel Mode Comparison



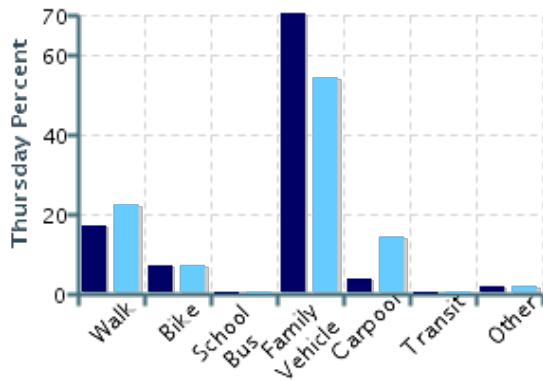
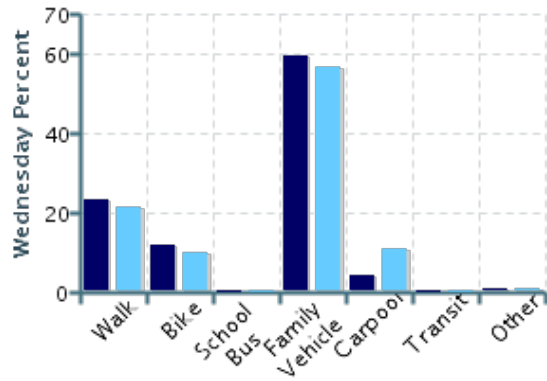
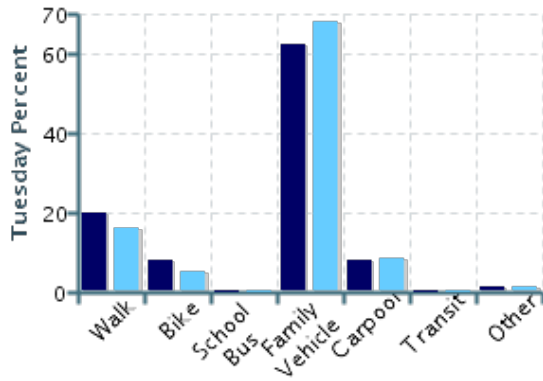
Morning and Afternoon Travel Mode Comparison

	Number of Trips	Walk	Bike	School Bus	Family Vehicle	Carpool	Transit	Other
Morning	368	20%	9%	0%	64%	6%	0%	1%
Afternoon	371	20%	7%	0%	61%	11%	0%	1%

Percentages may not total 100% due to rounding.

Morning and Afternoon Travel Mode Comparison by Day

■ Morning ■ Afternoon

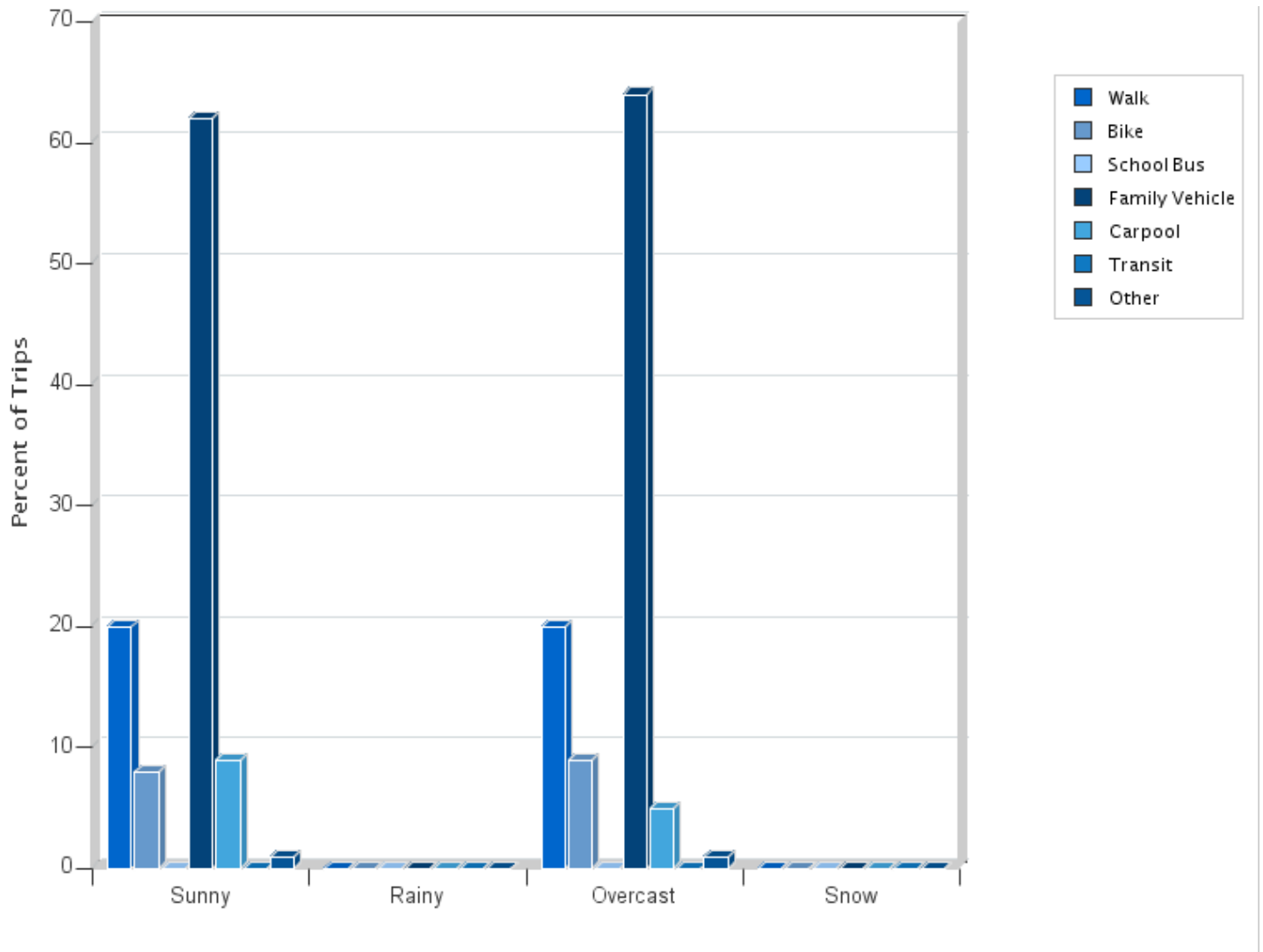


Morning and Afternoon Travel Mode Comparison by Day

	Number of Trips	Walk	Bike	School Bus	Family Vehicle	Carpool	Transit	Other
Tuesday AM	146	20%	8%	0%	62%	8%	0%	1%
Tuesday PM	148	16%	5%	0%	68%	9%	0%	1%
Wednesday AM	111	23%	12%	0%	59%	5%	0%	0.9%
Wednesday PM	111	22%	10%	0%	57%	11%	0%	0.9%
Thursday AM	111	17%	7%	0%	70%	4%	0%	2%
Thursday PM	112	22%	7%	0%	54%	14%	0%	2%

Percentages may not total 100% due to rounding.

Travel Mode by Weather Conditions



Travel Mode by Weather Condition

Weather Condition	Number of Trips	Walk	Bike	School Bus	Family Vehicle	Carpool	Transit	Other
Sunny	587	20%	8%	0%	62%	9%	0%	1%
Rainy	0	0%	0%	0%	0%	0%	0%	0%
Overcast	152	20%	9%	0%	64%	5%	0%	1%
Snow	0	0%	0%	0%	0%	0%	0%	0%

Percentages may not total 100% due to rounding.