

Student Travel Tally Report: One School in One Data Collection Period

School Name: Tamalpais Valley

Set ID: 26584

School Group: Marin Safe Routes to Schools

Month and Year Collected: September 2018

School Enrollment: 0

Date Report Generated: 11/16/2018

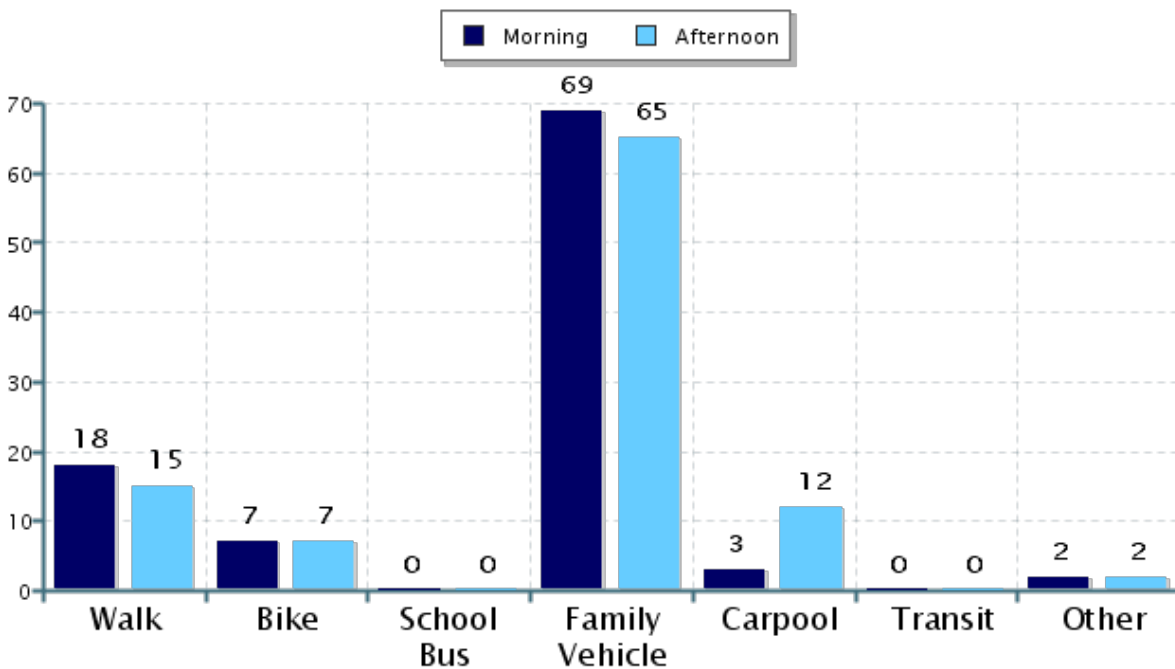
% of Students reached by SRTS activities: Don't Know

Tags:

**Number of Classrooms
Included in Report:** 15

This report contains information from your school's classrooms about students' trip to and from school. The data used in this report were collected using the in-class Student Travel Tally questionnaire from the National Center for Safe Routes to School.

Morning and Afternoon Travel Mode Comparison



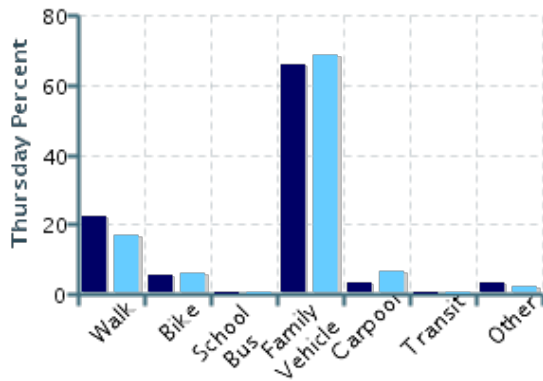
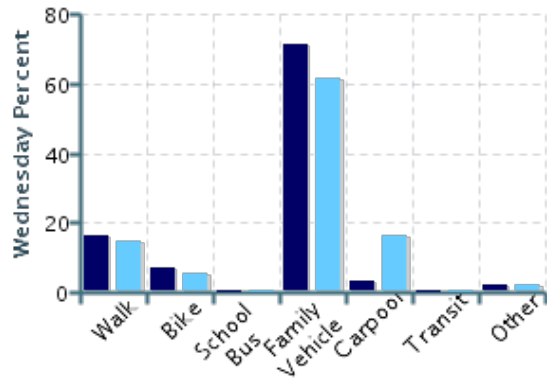
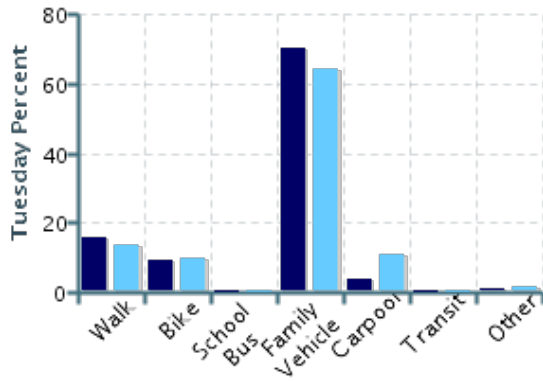
Morning and Afternoon Travel Mode Comparison

| | Number of Trips | Walk | Bike | School Bus | Family Vehicle | Carpool | Transit | Other |
|-----------|-----------------|------|------|------------|----------------|---------|---------|-------|
| Morning | 572 | 18% | 7% | 0% | 69% | 3% | 0% | 2% |
| Afternoon | 545 | 15% | 7% | 0% | 65% | 12% | 0% | 2% |

Percentages may not total 100% due to rounding.

Morning and Afternoon Travel Mode Comparison by Day

■ Morning ■ Afternoon

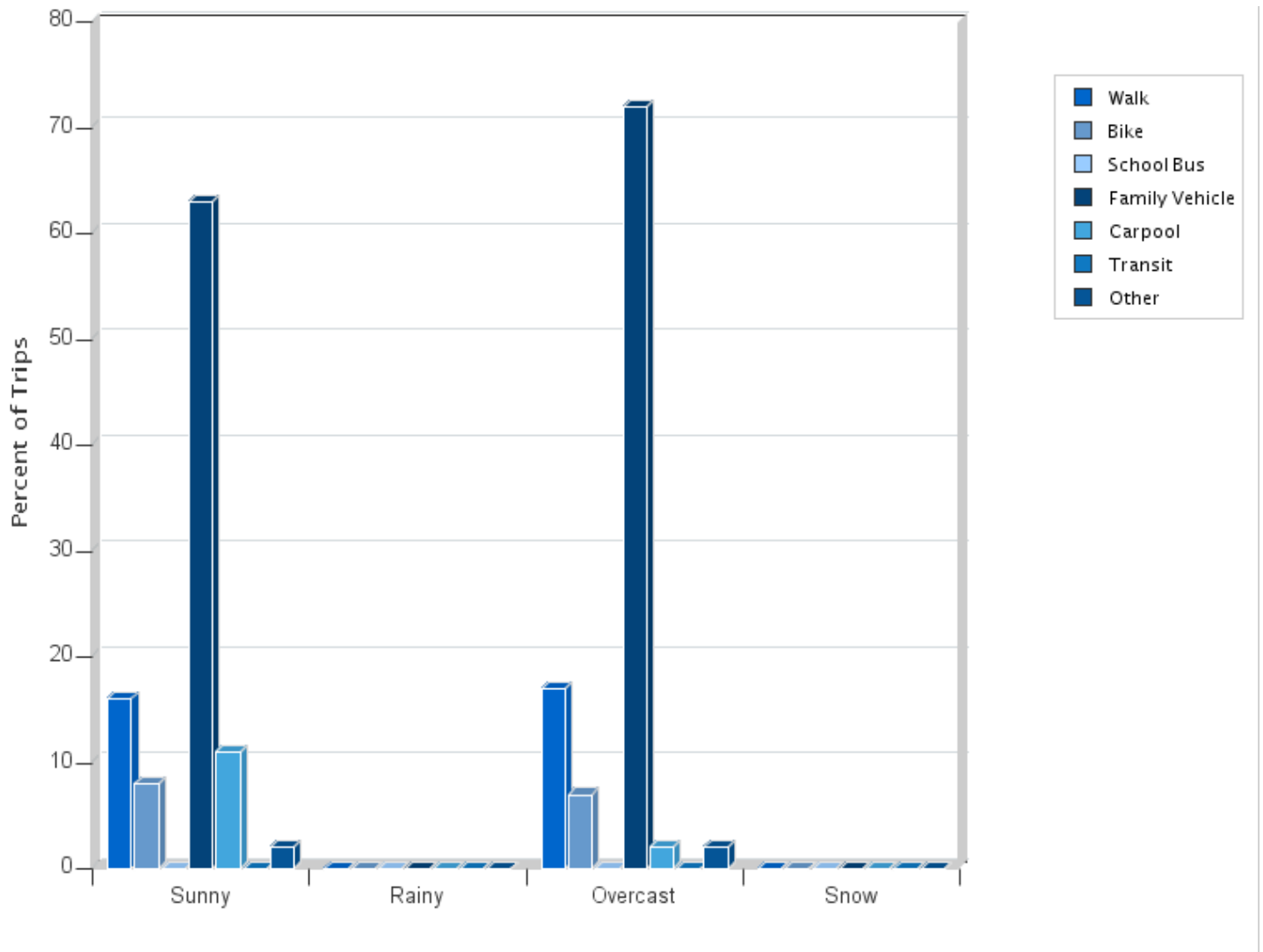


Morning and Afternoon Travel Mode Comparison by Day

| | Number of Trips | Walk | Bike | School Bus | Family Vehicle | Carpool | Transit | Other |
|--------------|-----------------|------|------|------------|----------------|---------|---------|-------|
| Tuesday AM | 198 | 16% | 9% | 0% | 70% | 4% | 0% | 1% |
| Tuesday PM | 199 | 14% | 10% | 0% | 64% | 11% | 0% | 2% |
| Wednesday AM | 221 | 16% | 7% | 0% | 71% | 3% | 0% | 2% |
| Wednesday PM | 193 | 15% | 6% | 0% | 62% | 16% | 0% | 2% |
| Thursday AM | 153 | 22% | 5% | 0% | 66% | 3% | 0% | 3% |
| Thursday PM | 153 | 17% | 6% | 0% | 69% | 7% | 0% | 2% |

Percentages may not total 100% due to rounding.

Travel Mode by Weather Conditions



Travel Mode by Weather Condition

| Weather Condition | Number of Trips | Walk | Bike | School Bus | Family Vehicle | Carpool | Transit | Other |
|-------------------|-----------------|------|------|------------|----------------|---------|---------|-------|
| Sunny | 590 | 16% | 8% | 0% | 63% | 11% | 0% | 2% |
| Rainy | 0 | 0% | 0% | 0% | 0% | 0% | 0% | 0% |
| Overcast | 492 | 17% | 7% | 0% | 72% | 2% | 0% | 2% |
| Snow | 0 | 0% | 0% | 0% | 0% | 0% | 0% | 0% |

Percentages may not total 100% due to rounding.