

# Student Travel Tally Report: One School in One Data Collection Period

**School Name:** Tamalpais Valley

**Set ID:** 23974

**School Group:** Marin Safe Routes to Schools

**Month and Year Collected:** September 2017

**School Enrollment:** 497

**Date Report Generated:** 02/05/2018

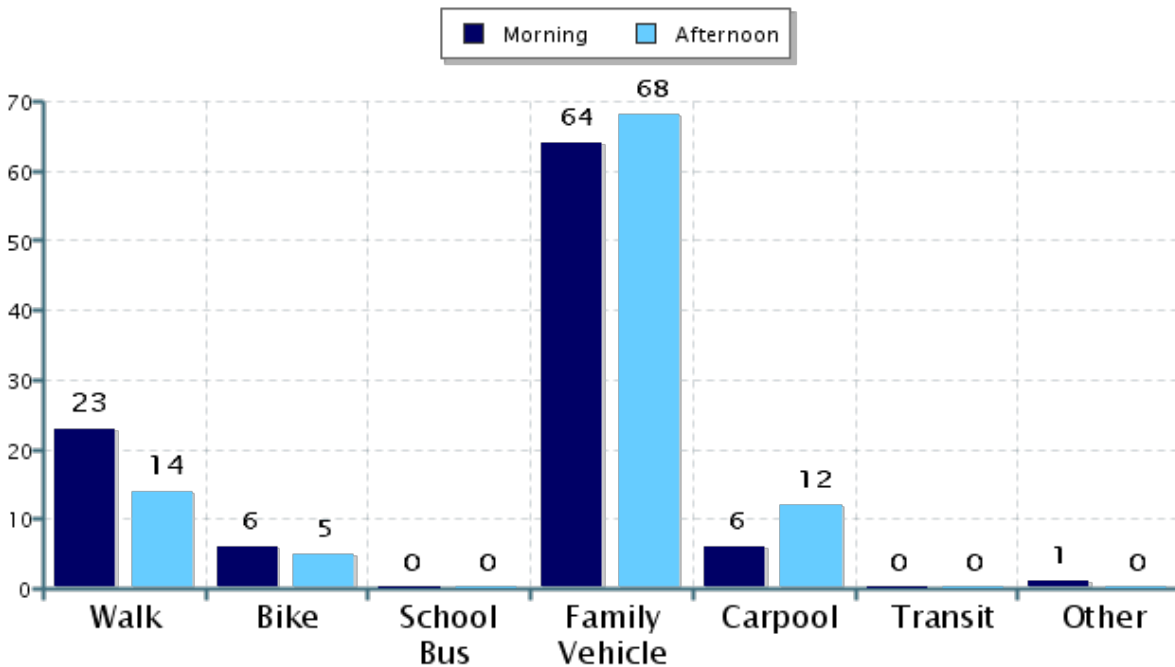
**% of Students reached by SRTS activities:** Don't Know

**Tags:**

**Number of Classrooms  
Included in Report:** 16

This report contains information from your school's classrooms about students' trip to and from school. The data used in this report were collected using the in-class Student Travel Tally questionnaire from the National Center for Safe Routes to School.

## Morning and Afternoon Travel Mode Comparison



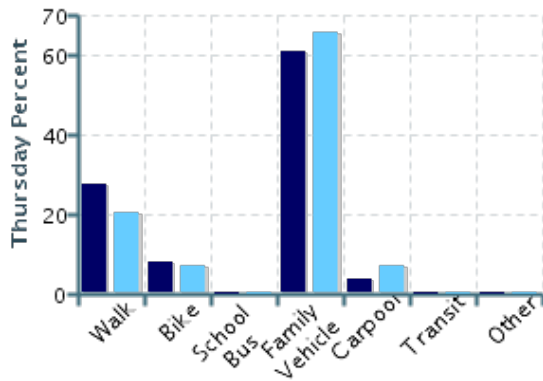
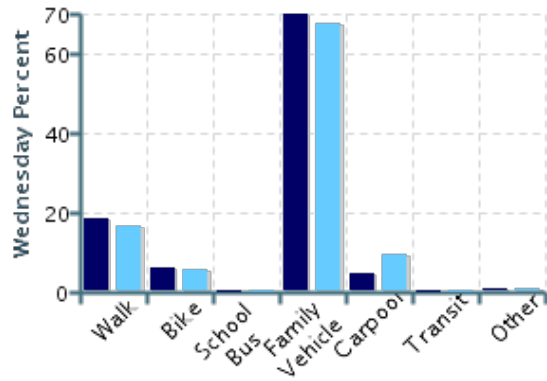
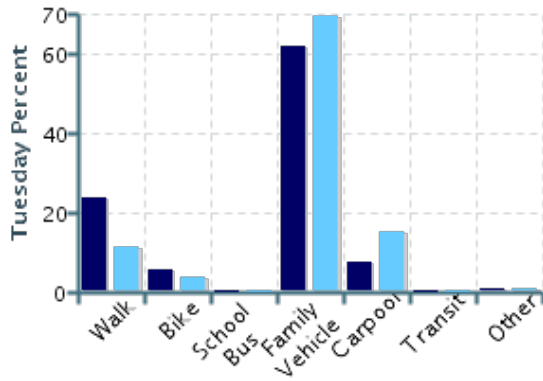
## Morning and Afternoon Travel Mode Comparison

	Number of Trips	Walk	Bike	School Bus	Family Vehicle	Carpool	Transit	Other
Morning	544	23%	6%	0%	64%	6%	0%	0.7%
Afternoon	515	14%	5%	0%	68%	12%	0%	0.4%

Percentages may not total 100% due to rounding.

## Morning and Afternoon Travel Mode Comparison by Day

■ Morning ■ Afternoon

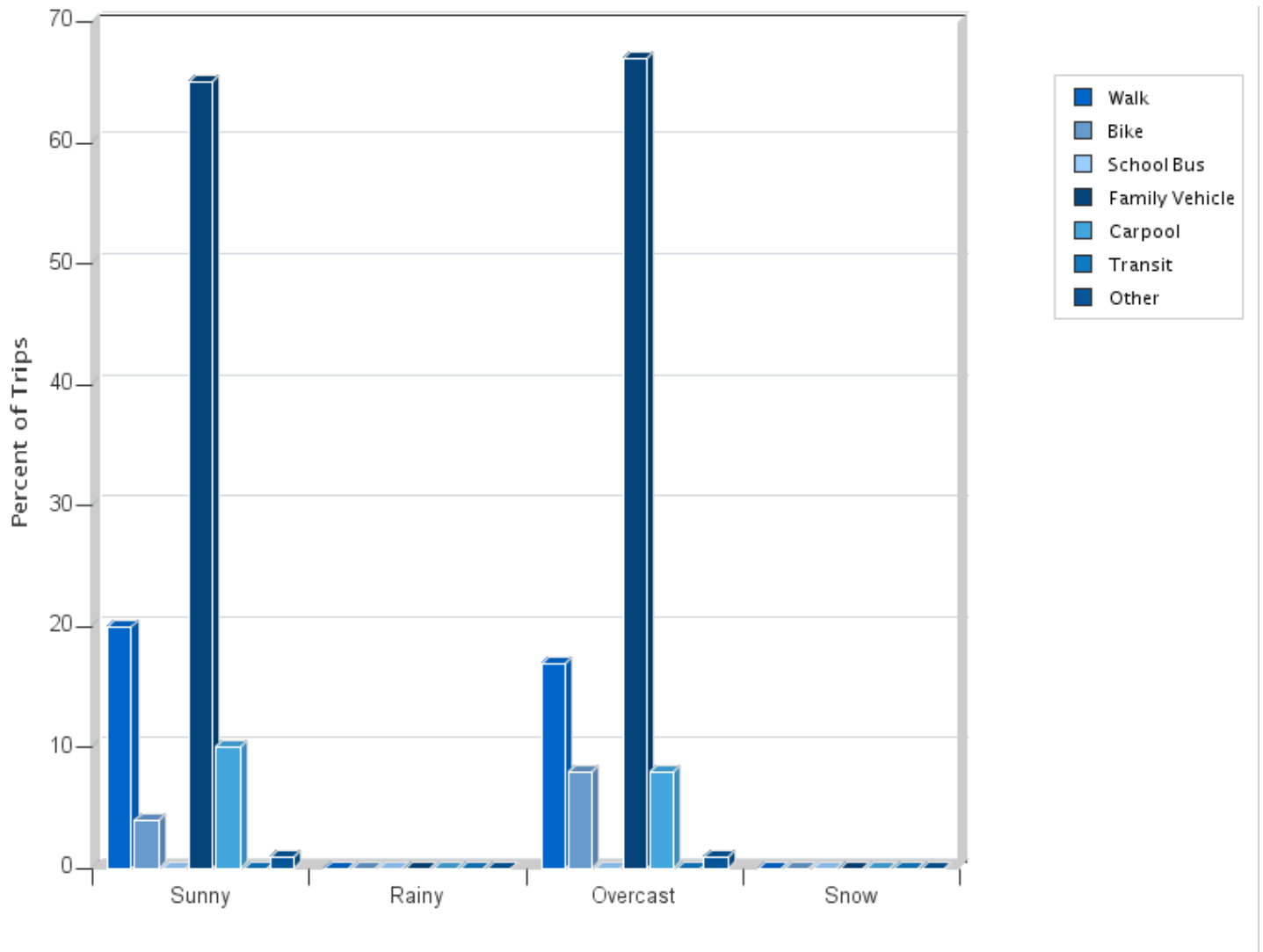


## Morning and Afternoon Travel Mode Comparison by Day

	Number of Trips	Walk	Bike	School Bus	Family Vehicle	Carpool	Transit	Other
Tuesday AM	310	24%	5%	0%	62%	8%	0%	1.0%
Tuesday PM	292	11%	4%	0%	70%	15%	0%	0.3%
Wednesday AM	150	19%	6%	0%	70%	5%	0%	0.7%
Wednesday PM	139	17%	6%	0%	68%	9%	0%	0.7%
Thursday AM	84	27%	8%	0%	61%	4%	0%	0%
Thursday PM	84	20%	7%	0%	65%	7%	0%	0%

Percentages may not total 100% due to rounding.

## Travel Mode by Weather Conditions



## Travel Mode by Weather Condition

Weather Condition	Number of Trips	Walk	Bike	School Bus	Family Vehicle	Carpool	Transit	Other
Sunny	666	20%	4%	0%	65%	10%	0%	0.6%
Rainy	0	0%	0%	0%	0%	0%	0%	0%
Overcast	393	17%	8%	0%	67%	8%	0%	0.5%
Snow	0	0%	0%	0%	0%	0%	0%	0%

Percentages may not total 100% due to rounding.