

# Student Travel Tally Report: One School in One Data Collection Period

**School Name:** Tamalpais High School

**Set ID:** 22605

**School Group:** Marin Safe Routes to Schools

**Month and Year Collected:** May 2017

**School Enrollment:** 1329

**Date Report Generated:** 06/28/2017

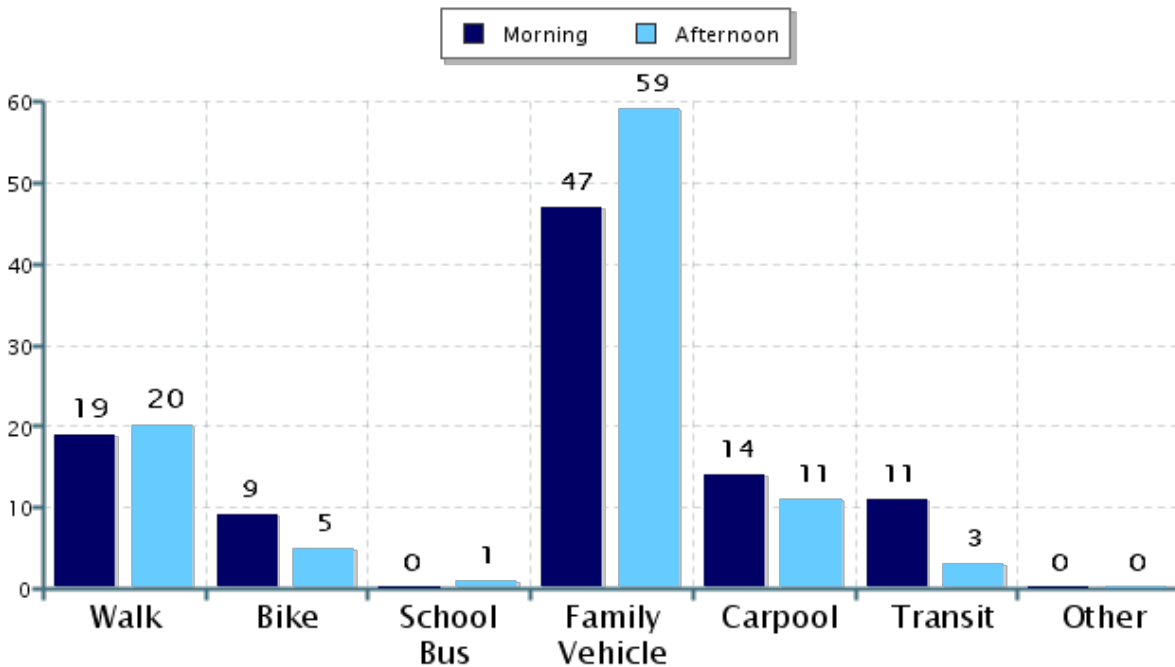
**% of Students reached by SRTS activities:** Don't Know

**Tags:**

**Number of Classrooms  
Included in Report:** 5

This report contains information from your school's classrooms about students' trip to and from school. The data used in this report were collected using the in-class Student Travel Tally questionnaire from the National Center for Safe Routes to School.

## Morning and Afternoon Travel Mode Comparison



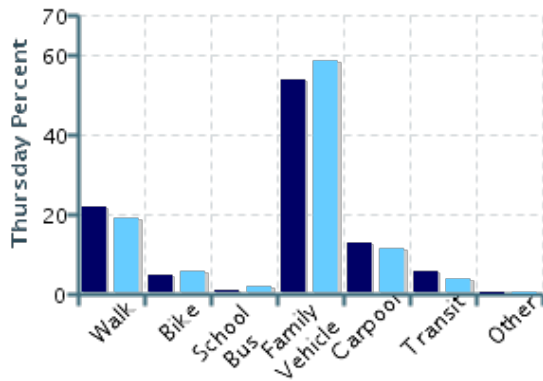
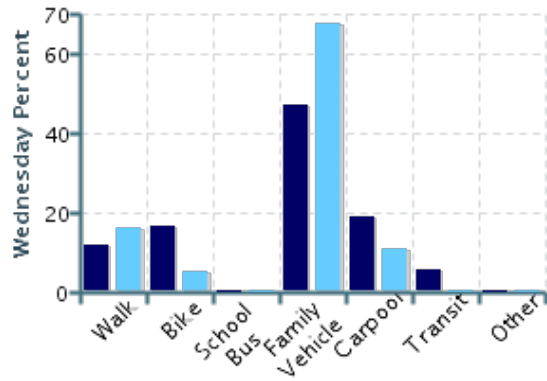
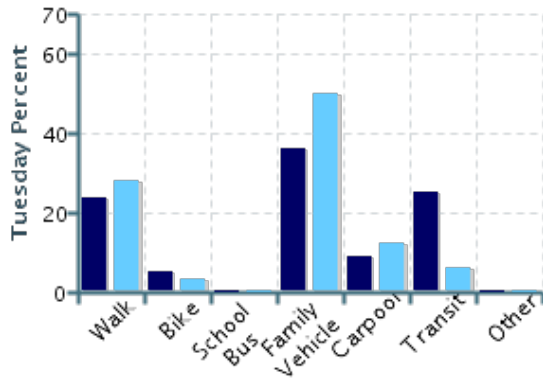
## Morning and Afternoon Travel Mode Comparison

	Number of Trips	Walk	Bike	School Bus	Family Vehicle	Carpool	Transit	Other
Morning	227	19%	9%	0.4%	47%	14%	11%	0%
Afternoon	122	20%	5%	0.8%	59%	11%	3%	0%

Percentages may not total 100% due to rounding.

## Morning and Afternoon Travel Mode Comparison by Day

■ Morning      ■ Afternoon

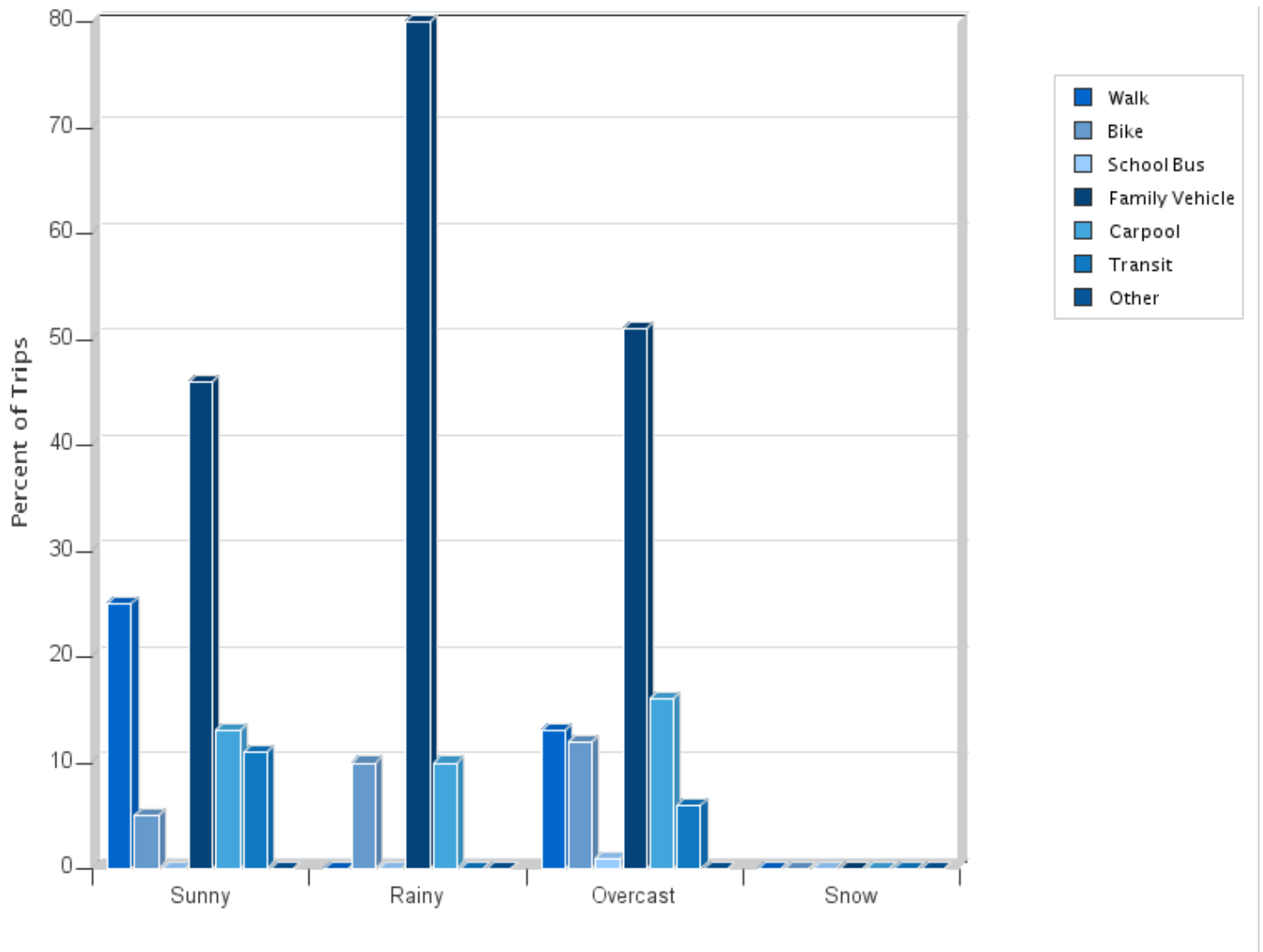


## Morning and Afternoon Travel Mode Comparison by Day

	Number of Trips	Walk	Bike	School Bus	Family Vehicle	Carpool	Transit	Other
Tuesday AM	55	24%	5%	0%	36%	9%	25%	0%
Tuesday PM	32	28%	3%	0%	50%	13%	6%	0%
Wednesday AM	85	12%	16%	0%	47%	19%	6%	0%
Wednesday PM	37	16%	5%	0%	68%	11%	0%	0%
Thursday AM	87	22%	5%	1%	54%	13%	6%	0%
Thursday PM	53	19%	6%	2%	58%	11%	4%	0%

Percentages may not total 100% due to rounding.

### Travel Mode by Weather Conditions



### Travel Mode by Weather Condition

Weather Condition	Number of Trips	Walk	Bike	School Bus	Family Vehicle	Carpool	Transit	Other
Sunny	175	25%	5%	0%	46%	13%	11%	0%
Rainy	10	0%	10%	0%	80%	10%	0%	0%
Overcast	140	13%	12%	1%	51%	16%	6%	0%
Snow	0	0%	0%	0%	0%	0%	0%	0%

Percentages may not total 100% due to rounding.